



CCM

2026



MISSION

TO INSPIRE DREAMS
AND EMPOWER EVERY PLAYER
TO FULFILL THEIR PASSION
WHILE ENJOYING THEIR GAME

VISION

TO BE THE LEADING BRAND ON AND OFF THE ICE, BY DELIVERING
INNOVATIVE PRODUCTS AND OUTSTANDING EXPERIENCE TO OUR
ATHLETES AND PARTNERS EVERYWHERE, ALL WHILE PUTTING
OUR EMPLOYEES AND COMMUNITIES AT THE FOREFRONT.

CCM





HEAD OFFICE LOCATIONS

CCM HOCKEY

8275 TRANS-CANADA HIGHWAY,
BUREAU B110
MONTRÉAL, QUÉBEC
H4S 0B6, CANADA
TEL.: (800) 636-5895
FAX: (800) 636-5751

CCM HOCKEY AB

GÅRDSVÄGEN 13
SE 16970 SOLNA
SWEDEN
TEL.: + 46 (0) 8 522 352 00
FAX: + 46 (0) 8 522 352 10

WEBSITE

CCMHOCKEY.COM

TO START YOUR B2B ONLINE SHOPPING, GO TO

WWW.GO2CCMHOCKEY.COM AND CLICK ON "REQUEST LOGIN".

FIND US ON SOCIAL MEDIA



CCMHOCKEY



@CCMHOCKEY



CCMHOCKEY



@CCM.HOCKEY



CCMHOCKEY

© 2025 SPORT MASKA INC. ALL RIGHTS RESERVED. MAY NOT BE REPRODUCED WITHOUT THE PRIOR WRITTEN CONSENT OF SPORTS MASKA INC.

CCM, TACKS, TACKABERRY, RIBCOR, TRIGGER, JETSPED, FTW, AXIS, EFLEX, STEP, STEPSTEEL, VSTEEL, BLACKSTEEL, JACKSON, SOFTEC, JOFA, KOHO, REVOLUTION, TITAN, CANADIEN, HEATON AND RELATED LOGOS ARE CERTAIN TRADEMARKS OF SPORT MASKA INC.

NHL AND THE NHL SHIELD ARE TRADEMARKS OF THE NATIONAL HOCKEY LEAGUE. ALL NHL LOGOS AND MARKS AND TEAM LOGOS AND MARKS DEPICTED HEREIN ARE THE PROPERTY OF THE NHL AND THE RESPECTIVE TEAMS AND MAY NOT BE REPRODUCED WITHOUT THE PRIOR WRITTEN CONSENT OF NHL ENTERPRISES.

†: THIS CATALOG MAY REFERTO THE FOLLOWING TRADEMARKS WHICH ARE OWNED BY THE COMPANIES WHOSE NAMES APPEAR AFTER THE TRADEMARK: AHL - AMERICAN HOCKEY LEAGUE; CHL - CANADIAN HOCKEY LEAGUE; ECHL - ECHL INC.; D3O - DESIGN BLUE LTD; SIGMATEX - SIGMATEX (UK) LIMITED; POLYGIENE - POLYGIENE AB; FLUID INSIDE - MIPS AB; ORTHOLITE - ORTHOLITE; HELICOID - HELICOID INDUSTRIES INC.; ORTHOMOVE - ADOMUS GMBH.

WARNING : HOCKEY IS A DANGEROUS COLLISION SPORT. WE RECOMMEND THAT PROTECTIVE EQUIPMENT AND A CERTIFIED HELMET BE WORN AT ALL TIMES.

SPORT MASKA INC. RESERVES THE RIGHT TO CHANGE ALL PRODUCT SPECIFICATIONS AND/OR CUSTOM PROGRAMS. WHILE THE INFORMATION SHOWN IN THIS PUBLICATION WAS CORRECT AT THE TIME OF PRINTING, WE RESERVE THE RIGHT TO DISCONTINUE THE SALE OF PRODUCT OR CHANGE SPECIFICATIONS OR DESIGNS WITHOUT NOTICE OR OBLIGATION.



TABLE OF CONTENTS

WOMEN

CCM JETSPEED FTW	16 - 35
------------------------	---------

PLAYER

SKATES	36 - 52
SKATES ACCESSORIES	54 - 55
ROLLER SKATES	56 - 57
SKATES ARCHITECTURE	58 - 59

STICKS.....	62 - 72
MINI STICKS.....	72
NAMEBAR PRINTER.....	73
STICK CURVES.....	73
STICKS ARCHITECTURE	74 - 75

PROTECTIVE	76 - 119
PROTECTIVE SIZING CHART.....	120 - 121
PROTECTIVE ARCHITECTURE	122 - 127

REFEREE.....	128 - 129
DEK.....	130 - 131

GOALIE

2026 GEAR	134 - 138
EFLEX 7 GEAR	140 - 142
CUSTOM GEAR	144
PHENOM JUNIOR	146 - 147
PHENOM YOUTH	148 - 149
GOALIE GEAR ACCESSORIES	143
GOALIE SIZING CHART	150 - 151

MASKS.....	152 - 155
MASKS ACCESSORIES.....	156 - 157
GOALIE SKATES.....	158 - 160
GOALIE SKATES ACCESSORIES	161
GOALIE STICKS.....	162 - 164
GOALIE STICK CURVES	164
GOALIE PROTECTIVE.....	166 - 171
GOALIE ACCESSORIES.....	172 - 177
GOALIE ARCHITECTURE.....	178 - 179

GAMEWEAR & APPAREL

GAMEWEAR	180 - 185
APPAREL.....	188 - 1207
APPAREL SIZING CHART	186
BASE LAYERS.....	210 - 217

BAGS & ACCESSORIES

BAGS.....	218 - 224
ACCESSORIES	225 - 234

2026 SKATES



SR/INT

JR

NEW SK2026
2026 ELITE
PAGE 40



SR/INT

YT

NEW

SKXR

TACKS XR

PAGE 41 (SR/INT) & 46 (YT)



SR/INT

JR

YT

NEW

SKXR90

TACKS XR90

PAGE 41 (SR/INT), 43 (JR) & 46 (YT)



SR/INT

NEW

SKXR80

TACKS XR80

PAGE 42



SR/INT

JR

NEW

SKXR70

TACKS XR70

PAGE 42 (SR/INT) & 43 (YJR)



SR/INT

JR

YT

SKFT8P

JETSPEED FT8 PRO

PAGE 48 (SR/INT), 44 (JR) & 47 (YT)



SR/INT

SKFT8

JETSPEED FT8

PAGE 48



SR/INT

JR

YT

SK890

JETSPEED FT890

PAGE 349 (SR/INT), 44 (JR) & 47 (YT)



SR/INT

SK880

JETSPEED FT880

PAGE 49



SR/INT

JR

SK870

JETSPEED FT870

PAGE 50 (SR/INT) & 45 (JR)



SR/INT

JR

SK860

JETSPEED FT860

PAGE 50 (SR/INT) & 45 (JR)



SR/INT

YT

SKNEXT24

CCM NEXT

PAGE 52

2026 STICKS

JETSPEED

NEW [HSFT9P] **JETSPEED FT9 PRO** PAGE 63

[HSFTS8] **JETSPEED FT8S** PAGE 63

[HSFT8] **JETSPEED FT8** PAGE 64

[HSFT880] **JETSPEED FT880** PAGE 64

[HSFT860] **JETSPEED FT860** PAGE 64

NEW [HSFTWP26] **JETSPEED FTW PRO** PAGE 67

NEW [HSFTW26] **JETSPEED FTW** PAGE 67

JETSPEED YOUTH PAGE 65

NEW [HSJS9Y] **JETSPEED YOUTH** PAGE 65

TACKS

HSXFP **TACKS XF PRO** PAGE 68

HSXF **TACKS XF** PAGE 68

HSXF70 **TACKS XF-70** PAGE 68

RIBCOR

HSRC9P **RIBCOR TRIGGER 9 PRO** PAGE 70

HSRC9K **RIBCOR TRIGGER 9K** PAGE 70

HSRC9 **RIBCOR TRIGGER 9** PAGE 71

HSRC96 **RIBCOR 96K** PAGE 71

HSRC94 **RIBCOR 94K** PAGE 71

2026 HELMETS



HTXCU
**SUPER TACKS X
TOTAL CUSTOM**
PAGE 76 - 77



NEW
HTXPRO
TACKS X PRO
PAGE 77



HT920 / HT920C
TACKS 920
PAGE 78



HT720 / HT720C
TACKS 720
PAGE 78



NEW
HT310V26/HT310V26C
TACKS 310
PAGE 79



HTFTW
FTW
PAGE 80 - 81



HT210 / HT210C
TACKS 210
PAGE 82



HT70 / HT70C
TACKS 70
PAGE 82



HT70C - COMBO ONLY
TACKS 70 - JR / YT
PAGE 82



HTMSprt / HTMSprtC
MULTISPORT
PAGE 83



FMHVR
HVR HYBRID VISOR
PAGE 86



FMFV1
FV1 FULL FACE
PAGE 86



VRPRO
**VRPRO STRAIGHT
SHORT VISOR**
PAGE 86



VR14
**VR14 STRAIGHT
VISOR**
PAGE 86



NEW
FMPro
PRO FACEMASK
PAGE 87



FM580
580 FACEMASK
PAGE 87



FM70
70 FACEMASK
PAGE 87

2026 PROTECTIVE



NEW HGXRGHOST
TACKS XR GHOST
PAGE 88 - 89



NEW HGXRPRO
TACKS XR PRO
PAGE 89



NEW HGXR
TACKS XR
PAGE 90



NEW HGXR80
TACKS XR80
PAGE 90



HG4RP3
TACKS 4R PRO³
PAGE 93



HGFT8PRO
JETSPEED FT8 PRO
PAGE 92



HGFT8
JETSPEED FT8
PAGE 92



HGFT880
JETSPEED FT880
PAGE 92



NEW HGNEXT26
CCM NEXT
PAGE 94



NEW HPTKSPRO
TACKS PRO
PAGE 98 - 99



NEW HPTKS+
TACKS +
PAGE 99



NEW HPTKS
TACKS
PAGE 99



HPJTSPRO
JETSPEED PRO
PAGE 100



HPJTS+
JETSPEED+
PAGE 100




HPJTS
JETSPEED
PAGE 100



NEW HPNEXT26
CCM NEXT
PAGE 103



PGJS
JETSPEED GIRDLE
PAGE 102



PPJS
JETSPEED GIRDLE SHELL
PAGE 102



PP25 / PP25G
PANT SHELL
PAGE 102

2026 PROTECTIVE



NEW SPXRPRO
TACKS XR PRO
PAGE 105



NEW EPXRPRO
TACKS XR PRO
PAGE 107



NEW SGXRPRO
TACKS XR PRO
PAGE 106



NEW SPXR
TACKS XR
PAGE 105



NEW EPXR
TACKS XR
PAGE 107



NEW SGXR
TACKS XR
PAGE 106



NEW SPXR80
TACKS XR80
PAGE 105



NEW EPXR80
TACKS XR80
PAGE 107



NEW SGXR80
TACKS XR80
PAGE 106

2026 PROTECTIVE



SPFT8PRO
JETSPED FT8 PRO
PAGE 110



EPFT8PRO
JETSPED FT8 PRO
PAGE 112



SGFT8PRO
JETSPED FT8 PRO
PAGE 111



SPFT8
JETSPED FT8
PAGE 110



EPFT8
JETSPED FT8
PAGE 112



SGFT8
JETSPED FT8
PAGE 111



SPFT880
JETSPED FT880
PAGE 110



EPFT880
JETSPED FT880
PAGE 112



SGFT880
JETSPED FT880
PAGE 111



NEW
SPNEXT26
CCM NEXT
PAGE 114



NEW
EPNEXT26
CCM NEXT
PAGE 114



NEW
SGNEXT26
CCM NEXT
PAGE 114

2026 WOMEN



SR/INT

SKFTW25
JETSPEED FTW
PAGE 16-17



HTFTW
FTW
PAGE 80 - 81

NEW
HSFTWP26
JETSPEED FTW PRO
PAGE 20

NEW
HSFTW26
JETSPEED FTW
PAGE 20



JR



SR

SPFTW24
JETSPEED FTW
PAGE 22 (WM) 23 (JR)



JR

SR

SGFTW24
JETSPEED FTW
PAGE 22 (WM) 23 (JR)



JR

SR

EPFTW24
JETSPEED FTW
PAGE 22 (WM) 23 (JR)



JR

SR

HPFTW24
JETSPEED FTW
PAGE 21



HGFTW24
JETSPEED FTW
PAGE 20





2026 YOUTH



NEW
SPFTWPRO26
JETSPEED FTW PRO
PAGE 119



NEW
SGFTWPRO26
JETSPEED FTW PRO
PAGE 119



NEW
EPFTWPRO26
JETSPEED FTW PRO
PAGE 119



NEW
SPXRPRO
TACKS PRO YOUTH
PAGE 108



NEW
EPXRPRO
TACKS PRO YOUTH
PAGE 108



NEW
SGXRPRO
TACKS PRO YOUTH
PAGE 108



NEW
HPTKSPRO
TACKS PRO YOUTH
PAGE 108



NEW
HGXRPRO
TACKS PRO YOUTH
PAGE 108



NEW
SPNEXT23
CCM NEXT YOUTH
PAGE 115



NEW
EPNEXT23
CCM NEXT YOUTH
PAGE 115



NEW
SGNEXT23
CCM NEXT YOUTH
PAGE 115



NEW
HPNEXT23
CCM NEXT YOUTH
PAGE 103



NEW
HGNEXT23
CCM NEXT YOUTH
PAGE 94



NEW
SKXR
TACKS XR
PAGE 46



NEW
SKXR90
TACKS XR90
PAGE 46



SKFT8P
TACKS FT8 PRO
PAGE 47



SK890
TACKS FT890
PAGE 47



SKNEXT24
CCM NEXT - YT
PAGE 52

2026 GOALIE GEAR



NEW
GP2026PRO
2026 PRO
PAGE 136



NEW
GP2026
2026
PAGE 136



GPEFX7
EFLEX 7
PAGE 140



GPE7.9
EFLEX 7.9
PAGE 140



GPE7.5
EFLEX 7.5
PAGE 140



NEW
GM2026PRO
2026 PRO
PAGE 137



NEW
GM2026
2026
PAGE 137



GMEFX7
EFLEX 7
PAGE 141



GME7.9
EFLEX 7.9
PAGE 141



GME7.5
EFLEX 7.5
PAGE 141



NEW
GB2026PRO
2026 PRO
PAGE 138



NEW
GB2026
2026
PAGE 138



GBFX7
EFLEX 7
PAGE 142



GBE7.9
EFLEX 7.9
PAGE 142



GBE7.5
EFLEX 7.5
PAGE 142



NEW
SKGXRP
TACKS XR PRO
PAGE 159



NEW
SKGXR90
TACKS XR 90
PAGE 159



NEW
SKGX70
TACKS XR 70
PAGE 160

2026 GOALIE

HSG26PC / HSG26PP **2026 PRO** PAGE 163

HSG26C / HSG26P **2026** PAGE 163

HSG2670 **2026 70** PAGE 164

HSGPHNM26 **JR - PHENOM** PAGE 164

HSGPHNM26 **YT - PHENOM** PAGE 164



GFAXF
AXIS XF
PAGE 154



GFAF9
AXIS F9
PAGE 154



GFAF5
AXIS F5
PAGE 155



ABEFX7 / ABEFX7CC
EFLEX 7
PAGE 167



ABEFX7.9
EFLEX 7.9
PAGE 167



ABPROSPEC
PRO SPEC
PAGE 168



HPGXF
CCM XF
PAGE 171



HPGF9
CCM F9
PAGE 171



HPGF5
CCM F5
PAGE 171



NEW
HPG26
PRO SPEC
PAGE 169

2026 GOALIE - JUNIOR



GPPHNM
**CCM PHENOM
PADS**
PAGE 147



GMPHNM
**CCM PHENOM
GLOVE**
PAGE 147



GBPHNM
**CCM PHENOM
GLOVE**
PAGE 147



ABPHNM
**CCM PHENOM
ARM & BODY**
PAGE 146

GOALIE - ²⁰²⁶YOUTH



NEW
GPPHNM
**CCM PHENOM
PADS**
PAGE 148



NEW
GMPHNM
**CCM PHENOM
GLOVE**
PAGE 148



NEW
GBPHNM
**CCM PHENOM
BLOCKER**
PAGE 148



ACPADDEDJ
**YTFLEX
PADDED JERSEY**
PAGE 149



NEW
ABPHNM
**CCM PHENOM
ARM & BODY**
PAGE 149




NEW
HPGPHNM
**CCM PHENOM
PANTS**
PAGE 149

JETSPEED FTW

THERE ARE HUNDREDS OF THOUSANDS OF FEMALE HOCKEY PLAYERS IN THE WORLD, OF THOSE UNIQUE ATHLETES, NO TWO ARE EXACTLY ALIKE. SO, CCM HAS INTRODUCED THE FIRST EVER FULL LINE OF EQUIPMENT DESIGNED SPECIFICALLY FOR ALL WOMEN. FOR TOP TIER PERFORMANCE AND PROTECTION, FOR GROWING GIRLS STRIVING FOR THAT FIRST GOAL, AND FOR ANY PLAYER IN BETWEEN. NOW FEATURING THE FIRST EVER HOCKEY SKATE AND HELMET ANATOMICALLY BUILT FOR WOMEN, ALONG WITH CCM'S NEWEST JETSPEED FTW PRO STICK - FEMALE HOCKEY PLAYERS ARE FINALLY GETTING THE FIT AND PERFORMANCE THEY DESERVE.

THE CCM JETSPEED FTW PROTECTIVE WAS DEVELOPED FROM YEARS OF THOROUGH GLOBAL MARKET RESEARCH, SURVEYING FEMALE HOCKEY PLAYERS OF ALL AGES AND LEVELS. CCM'S NEW PRODUCT LINE CELEBRATES WOMEN'S BODY DIVERSITY SO THEY CAN PLAY THEIR GAME, THEIR WAY.



FIRST FULL LINE OF WOMEN'S HOCKEY EQUIPMENT, FROM HEAD-TO-TOE

With the CCM Jetspeed FTW protective, players can customize and tune each piece to their liking, around their unique bodies, to ensure a proper fit - without compromising protection, comfort or mobility.

Combined with the specialized construction and performance of the CCM Jetspeed FTW Pro stick, women and girls of all ages and skill levels will feel confident and secure in their gear.

ADAPTED PROTECTION MADE FOR HER

CCM's team of designers, engineers, and product managers studied the needs and preferences of female hockey players all over the world. Not only are women built differently from men, but they are also built differently from one another.

With CCM Jetspeed FTW protective, players can now customize and tune each piece to their liking, around their unique bodies, to ensure a proper fit - without compromising protection, comfort, or mobility. Combined with the specialized construction of the CCM Jetspeed FTW stick, women and girls of all ages and skill levels will feel confident and secure in their gear.



JETSPEED FTW SKATES

**INTRODUCING THE FIRST EVER HOCKEY SKATE
DESIGNED SPECIFICALLY FOR WOMEN AND THE
WAY THEY PLAY THE GAME.**



AFTER THE SUCCESS OF THE JETSPEED FTW PROTECTIVE LINE AND STICK IN 2024, CCM CONTINUED ITS JOURNEY INTO UNDERSTANDING THE ANATOMICAL SHAPE VARIANCES AND FIT PREFERENCES OF WOMEN. THIS IMPORTANT RESEARCH HAS LED US TO EXPAND THE FTW LINE BY DEVELOPING HOCKEY SKATES BUILT SPECIFICALLY FOR WOMEN AND GIRLS.

THE NEW JETSPEED FTW SKATE HAS A RESEARCH-BACKED MODIFIED SHAPE TO BETTER FIT THE CONTOUR OF A WOMAN'S FOOT, ESPECIALLY IN THE FOREFOOT WIDTH AND AROUND THE HEEL. THESE KEY MODIFICATIONS FORM A SKATE THAT FITS CLOSE TO THE FOOT, WITH A SLEEK SILHOUETTE AND TAPERED FEEL. THIS CREATES A DIRECT PLAYER-TO-ICE CONNECTION - ENABLING INCREASED ENERGY TRANSFER AND AGILITY. THE EXCLUSIVE BOOT CONSTRUCTION PROVIDES ELITE-LEVEL STIFFNESS COMBINED WITH THE INCREDIBLE COMFORT AND PERFORMANCE THAT WOMEN DEMAND - AND DESERVE. FEATURING TOP-OF-THE-LINE TECHNOLOGY FROM THE JETSPEED FT8 PRO MODEL INCLUDING: ADPT TONGUE, REAR TENDON, ANKLE PADS AND A SOFT POLYGIENE TREATED LINER FOR UNPRECEDENTED COMFORT AND MOBILITY. DESIGNED WITH A DEDICATED ADPT MEMORY FOAM FTW FOOTBED WITH ENHANCED ARCH SUPPORT TO BETTER SUIT WOMEN'S FEET, PLUS A MORE AGGRESSIVE STANCE FOR QUICKER ACCELERATION AT EVERY STRIDE. THE JETSPEED FTW SKATES ARE FINALLY AVAILABLE, AND YOUR FEET WILL THANK YOU.

AVAILABLE FROM SKATE SIZE 3 TO 7.5, ALL IN ONE EXCLUSIVE FTW FIT.

TECH 001

2D METAFRAME JETSPEED FTW BOOT

ADAPTED SHAPE AND FIT SPECIALLY TAILORED FOR WOMEN'S FEET GIVING THE SKATE A SLEEK AND TAPERED SILHOUETTE. OPTIMAL FLEX AND SUPPORT TO PROVIDE MAXIMUM PERFORMANCE BASED ON FEMALE PLAYER POWER TRANSFER AND AGILITY REQUIREMENTS.

TECH 002

ADPT COMFORT TONGUE WITH RIBBED CENTER CHANNEL

BUILT WITH A LIGHTWEIGHT, ANATOMICALLY MOULDED CORE, ADPT MEMORY FOAM AND OUR NEW RIBBED CENTRAL CHANNEL TO OPTIMIZE FOOT WRAP WHILE MAINTAINING A PREMIUM, COMFORTABLE FIT.

TECH 003

ADPT MEMORY FOAM FTW INSOLE & ANKLE PADS

TAILORED TO THE ANATOMY OF THE FEMALE FOOT WITH SUPPORT FOR HIGHER ARCHES. IMPROVED FOOT POSITIONING ALLOWS FOR GREATER SUPPORT, WHICH REDUCES FATIGUE AND INCREASES PERFORMANCE.

TECH 004

STEP STEEL RUNNERS

HIGHEST QUALITY STANDARDS STEEL WITH PRECISE PROFILE AND THICKNESS FOR BETTER EDGE CONTROL, PHENOMENAL GLIDE AND INCREASED SKATING SPEED. THE TALLER HEIGHT OVER STANDARD RUNNERS (+4MM) ALLOWS MORE BLADE LONGEVITY.



FTW SKATES


SKFTW25
JETSPEED FTW
SKATES

HEAT MOLDABLE

SIZES SR 3 - 7.5 REGULAR FULL/HALF \$

BOOT MATERIAL	2D METAFRAME FTW Fit specially crafted for women's feet with optimal flex and support necessary for maximum performance.
LINER	TOTALDRI PRO High-performance moisture-wicking material keeps feet dry and skates light, while antimicrobial treatment fights odor and bacteria.
ANKLE PADDING & COMFORT	ADPT MEMORY FOAM AND SEAMLESS COMFORT Multi-layered configuration with denser ADPT Memory Foam ankle pads creates a comfortable and snug skate interior. Secured and natural foot position to avoid long term fatigue.
TONGUE	ADPT COMFORT TONGUE WITH RIBBED CENTER CHANNEL Molded core, ADPT Memory foam and new ribbed central channel wrap your foot for ultimate feel and comfort. FlexMotion lace-bite design maximizes forward flexion.
FOOTBED	FTW EXCLUSIVE MOLDED FOOTBED WITH ADPT MEMORY FOAM Footbed designed specifically for female foot positioning. Higher arch support and optimized location.
HOLDER	SPEEDBLADE XS CCM quick-release holder with metal pin blade lock system.
RUNNER	STEP STEEL Highest quality standards steel with precise profile and thickness for better edge control. +4mm height over standard runners for more longevity.

JETSPEED FTW PRO STICK



THE JETSPEED FTW PRO IS THE FIRST EVER ELITE-LEVEL HOCKEY STICK CRAFTED AND DESIGNED FOR WOMEN. BUILT USING THE MOST REQUESTED SPECS FROM TOP PROFESSIONAL FEMALE ATHLETES, THE STICK DELIVERS UNCOMPROMISING PERFORMANCE AND FEEL. FEATURING NANOLITE SHIELD TECHNOLOGY, THE FTW PRO OFFERS A LIGHTWEIGHT YET INCREDIBLY DURABLE CONSTRUCTION, BUILT TO WITHSTAND THE INTENSITY OF ELITE PLAY. THE X-SOFT BLADE PROVIDES UNMATCHED PUCK CONTROL AND FEEL, GIVING PLAYERS THE CONFIDENCE TO CONTROL, PASS, AND SHOOT WITH PRECISION. A MODIFIED FLEX AND LENGTH OFFERING TAILORED FOR HIGH-LEVEL FEMALE ATHLETES ENSURES OPTIMAL PERFORMANCE FOR ALL AGES. EVERY DETAIL OF THE JETSPEED FTW PRO IS DESIGNED TO ELEVATE THE WOMEN'S GAME—BECAUSE ELITE ATHLETES DESERVE GEAR THAT'S BUILT FOR THEM.

TECH 001

HYBRID KICKPOINT

BELOVED FLEX PROFILE AMONG PRO PLAYERS, THE HYBRID KICKPOINT CREATES A DYNAMIC HINGE EFFECT THAT OPTIMIZES ENERGY TRANSFER. IT DELIVERS THE PERFECT BALANCE OF SPEED AND RESPONSIVENESS, ALLOWING AN EFFORTLESS LOAD OF THE STICK FOR QUICK, POWERFUL RELEASES.

TECH 002

NANOLITE SHIELD

ENGINEERED WITH ADVANCED CARBON LAYERING FOR A FEATHER-LIGHT FEEL AND PRO-LEVEL STRENGTH. REINFORCED BY THICKER OUTER AND INNER WALLS TO WITHSTAND THE HIGHEST OF IMPACTS.

TECH 003

X-SOFT BLADE

BASED ON THE MOST REQUESTED BLADE STIFFNESS FROM PROFESSIONAL FEMALE PLAYERS, OFFERING A FEEL THAT'S BOTH RESPONSIVE AND INTUITIVE. ITS SOFTER CONSTRUCTION ENHANCES PUCK CONTROL AND TOUCH, GIVING PLAYERS THE CONFIDENCE TO HANDLE THE PUCK IN ALL SITUATIONS.

TECH 003

MODIFIED OFFERING

INTRODUCING AN UPDATED FLEX AND LENGTH RANGE TAILORED SPECIFICALLY TO THE NEEDS OF ELITE FEMALE PLAYERS, ENSURING A MORE NATURAL AND POWERFUL FEEL ON THE ICE. FOR RISING STARS AND SMALLER ELITES, A NEW 50 FLEX OPTION DELIVERS PRO-LEVEL PERFORMANCE IN A MORE ACCESSIBLE, RESPONSIVE PACKAGE.

NEW

HSFTWP26 JETSPEED FTW PRO STICK

SR \$ _____
INT \$ _____
JR \$ _____
YT \$ _____
NAMEBAR TAG

KICKPOINT
HYBRID KICKPOINT
Creates a hinge effect so you can load the stick using a perfect blend of speed and response.

SHAFT TECHNOLOGY
NANOLITE SHIELD TECHNOLOGY
High-performance carbon layering technology which creates a stick that's both incredibly light and incredibly strong.

SHAFT GEOMETRY
ROUND "R" GEOMETRY
Streamlined shape with rounded corners and concave sides that keeps gaining in popularity. It delivers high performance and ultimate comfort.

BLADE
X-SOFT BLADE
The most request blade profile among female pro players, offering optimal puck control and feel.

GRIP
FT MICROFEEL
Raised grip added on the bottom edges of the shaft's mid-section to ensure perfect control.

MATERIAL
SIGMA ST^{EX} SPREAD TOW SHAFT AND BLADE
Next evolution of Sigmatex's carbon weave further improving manufacturing consistency to create stronger sticks.

PRODUCT HAS A HOLOGRAPHIC FINISH, COLORS MAY VARY FROM THE PICTURE

OFFERING

SR - 70 / 60"
P28 / P29 / P90TM
SR - 65 / 60"
P28 / P29 / P90TM
INT - 65 / 60"
P28 / P29 / P90TM
INT - 60 / 58"
P28 / P29 / P90TM
INT - 55 / 58"
P28 / P29 / P90TM
INT - 50 / 54"
P28 / P29 / P90TM

JR - 40 / 51"
P28 / P29 / P90TM
YT - 30 / 48"
P28 / P29
YT - 20 / 45"
P28 / P29

HSFTWP26 - LAUNCH DATE

NEW

HSFTW26 JETSPEED FTW STICK

SR \$ _____
INT \$ _____
NAMEBAR TAG

KICKPOINT
HYBRID KICKPOINT
Creates a hinge effect so you can load the stick using a perfect blend of speed and response.

SHAFT TECHNOLOGY
ADVANCED CARBON MATRIX
Carbon technology helping create a stick that's both light and strong.

SHAFT GEOMETRY
ROUND "R" GEOMETRY
Streamlined shape with rounded corners and concave sides that keeps gaining in popularity. It delivers high performance and ultimate comfort.

TAPER TECHNOLOGY
SKELETON +
Manufacturing technology found in the taper area which provides better reliability in key moments of the game.

BLADE
JF-90 BLADE
Lightweight stiff blade designed to give a heightened feel for the puck without compromising on shot speed and control.

MATERIAL
PURE CARBON SHAFT WITH SIGMATEx SPREAD TOW BLADE

PRODUCT HAS A HOLOGRAPHIC FINISH, COLORS MAY VARY FROM THE PICTURE

OFFERING

SR - 70 / 60"
P28 / P29
INT - 65 / 60"
P28 / P29
INT - 55 / 58"
P28 / P29

HSFTW26 - LAUNCH DATE

NEW

HSFTW26 JETSPEED FTW STICK

JR \$ _____
YT \$ _____
NAMEBAR TAG

SHAFT TECHNOLOGY
JUNIOR & YOUTH GEOMETRY
Designed to help young girls learn how to hold their stick and develop their stickhandling and shooting technique.

BLADE
STIFF COMPOSITE PAINTED BLADE
Blade stiffness that helps younger players lift the puck while allowing enough feel for stickhandling and passing.

GRIP
FULL GRIP
Full grip to help with stick control.

OFFERING

JR - 50 / 54"
P29
JR - 40 / 51"
P29
YT - 30 / 48"
P29

HSFTW26 - YTH - LAUNCH DATE

FTW

FIT DEVELOPED FOR THE SHAPE OF THE FEMALE HEAD.

MADE FOR HER

INTRODUCING THE NEW
CCM FTW HELMET,
COMPLETING THE FULL
HEAD-TO-TOE FTW PLAYER
EQUIPMENT OFFERING.
DESIGNED SPECIFICALLY

FOR WOMEN, TO PROVIDE IMPROVED FIT, COMFORT
AND PROTECTION, WHILE ALSO ENHANCING THEIR
COOL FACTOR ON THE ICE.



TECH 001

FTW SPECIFIC FIT & SIZING

THE FIRST OF ITS KIND - A HOCKEY HELMET WITH
AN INTERIOR FIT DEVELOPED FOR THE FEMALE
HEAD. AFTER THOROUGH SCIENTIFIC RESEARCH
SHOWING DIFFERENCES BETWEEN THE HEAD
SHAPES OF MEN AND WOMEN AFTER AGE 12, CCM
DESIGNED A NEW FIT AND SIZE RANGE TO BETTER
FIT WOMEN SO THEY CAN PLAY IN COMFORT AND
SAFETY LIKE NEVER BEFORE.

OCCIPITAL+



TECH 002

NEW R3FLEX PROTECTION



BUILT WITH THE SAME COMPONENTS AS THE LATEST
CCM TACKS 920 ELITE HELMET, THE FTW HELMET ALSO
FEATURES OUR NEW INNOVATIVE, 3-IN-1 FOAM TO
WRAP THE HEAD IN ALL AROUND COMFORT, WHILE
PROVIDING RELIABLE DYNAMIC PROTECTION THAT
RESPONDS TO ALL TYPES OF IMPACTS IN THE GAME.
THIS CONFORMING LINER COMBINES INSTANT AND
LASTING COMFORT WITH TRUSTWORTHY IMPACT
MANAGEMENT.

TECH 003

FULL AER-TEC THERMOREGULATION SYSTEM

THE CCM FTW HELMET FEATURES CCM'S FULLY INTEGRATED AER-TEC THERMOREGULATION
SYSTEM TO GUIDE FRESH AIR THROUGHOUT THE HELMET AND PUSH HEAT OUT THROUGH THE
TOP AND REAR VENTS.

3D PRINTED NEST TECH LATTICE SECTIONS ARE STRATEGICALLY POSITIONED BEHIND THE
ENLARGED SHELL OPENINGS TO ALLOW MORE COOL AIR IN, WHILE BUILT-IN AER-TEC
VENTILATION CHANNELS HELP THAT FRESHNESS FLOW THROUGH THE HELMET AS YOU PLAY.
ANY EXCESS SWEAT AT THE FOREHEAD IS WICKED AWAY BY THE AER-TEC TOTALDRI SWEATBAND.

BY OPTIMIZING AIR CIRCULATION AND SWEAT EVAPORATION TO REGULATE BODY
TEMPERATURE, SCIENCE SHOWS* YOU WILL STAY COOLER AND BE ABLE TO MAKE FASTER
GAME-CHANGING DECISIONS.



**NEST
TECH**



TECH 004

NEW SHELL DESIGN

ADPTFIT 360

OUR NEWEST SHELL OFFERS A SLEEK CLOSE-TO-THE-HEAD SHAPE WITH
ENHANCED VENTING AND A NEW ADPTFIT 360 EASY-TO-USE 1-STEP
ADJUSTMENT SYSTEM AT THE BACK TO ENSURE A SNUG FIT.



22

CCM

CCM'S INDUSTRY-LEADING TEAM OF ENGINEERS, PRODUCT MANAGERS AND DESIGNERS ARE FOCUSED ON DEVELOPING
HELMETS THAT ARE SAFE. SCIENTISTS INDICATE THAT BRAIN INJURIES AND CONCUSSIONS ARE MAINLY DUE TO LINEAR
AND ROTATIONAL ACCELERATIONS OF THE BRAIN BUT SCIENCE HAS YET TO REACH A CONSENSUS ON THE QUESTION.
NO HOCKEY HELMET CAN PREVENT OR ELIMINATE THE RISK OF HEAD INJURY, INCLUDING CONCUSSIONS

IN COLLABORATION WITH THE UNIVERSITY OF OTTAWA, CCM DEVELOPED A TESTING PROTOCOL TO MEASURE HOCKEY PLAYERS' PERFORMANCE DROP DUE TO OVERHEATING DURING PLAY.
RESULTS* SHOW PLAYERS WEARING AER-TEC EQUIPMENT NOT ONLY HAVE COOLER SKIN TEMPERATURE, BUT ALSO PERFORM BETTER (SKATE FASTER, MAKE THE RIGHT DECISIONS FASTER).
*COMPARED TO PLAYERS WEARING TRADITIONAL HOCKEY EQUIPMENT IN THE SAME CONDITIONS.



R3FLEX
PROTECTION

**NEST
TECH**



HTFTW / HTFTWC CCM FTW HELMET

SIZES	HAT SIZES
XS/S	49 - 56 CM / 6 1/4 - 7
M/L	53.5 - 60 CM / 6 3/4 - 7 1/2

HELMET \$
COMBO \$

PROTECTION
R3FLEX PROTECTION +
NEST TECH FOR ELITE
LEVEL PLAYERS

3-in-1 full coverage multipurpose comfort liner with dynamic response to help manage all types of impacts:

- 1) High energy impact shock absorption
- 2) Low energy impact cushioning
- 3) Adapts & conforms to the shape of the head

COMFORT
FTW FIT +
AER-TEC VENTILATION +
TOTALDRI

Interior developed specifically for the shape of the female head, featuring thermoregulation with strategically placed 3D printed NEST TECH lattice sections whose built-in ventilation channels guide fresh air throughout, along with R3FLEX Protection cushioned liner, plus a breathable AER-TEC sweatband* to wick moisture away and help manage sweat at the forehead. *personalizable & removable for easy washing

ADJUSTMENT
ADPTFIT 360 TOOL-FREE
ADJUSTMENT SYSTEM +
OCCIPITAL+

Wraps head length and width in one easy step at the back, with extended size range while the integrated hair groove in the occipital+ cushion help lock helmet in place comfortably.

SHELL
STREAMLINED NEW SHELL
WITH ENHANCED VENTING
TO BRING COOL AIR IN &
HELP GUIDE HEAT OUT

A pro-approved look to elevate your game and pass every mirror test, while keeping you looking & feeling fresh.

COLORS



BLK



WHT



NVY



RYL



RED

* Available as combo

* Offered as a combo with
FM580 (S-M) in Black

BOOKING ONLY

* **REPLACEMENT SWEATBANDS** also sold separately
(ACCHTSWB - pkg of 2)

• **PERSONALIZATION LOGO STICKERS**
(ACCHTSTA in various colors).



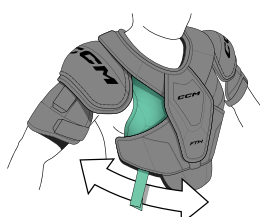
JETSPEED FTW PROTECTIVE



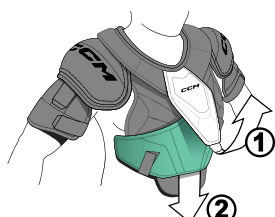
CUSTOMIZABLE FIT

PATENT-PENDING ADJUSTABILITY TO FIT ALL WOMEN'S ANATOMIES AND FIT PREFERENCES.

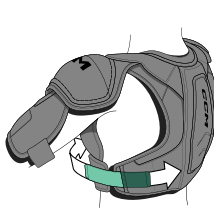
NEW 3-WAY CUSTOMIZABLE CHEST PANELS CAN BE REPOSITIONED TO THE PERFECT WIDTH, VOLUME AND LENGTH SO THAT ALL FEMALE HOCKEY PLAYERS OF ANY SHAPE OR SIZE CAN PLAY COMFORTABLY, WITHOUT HOLDING ANYTHING BACK.



ADJUSTble
WIDTH



ADJUSTble
VOLUME



ADJUSTble
LENGTH



GONE ARE THE DAYS OF PRE-SHAPED COOKIE-CUTTER WOMEN'S PROTECTIVE, WHICH ASSUMES ALL WOMEN WILL FIT THE SAME. FEEDBACK FROM PLAYERS HAD ONE COMMON DENOMINATOR

WE ARE HOCKEY PLAYERS.

NOT "FEMALE HOCKEY PLAYERS", RATHER "HOCKEY PLAYERS". WE PLAY WITH MEN, WITH WOMEN, WITH EVERYONE. AND WE WANT TO LOOK JUST LIKE EVERY OTHER HOCKEY PLAYER.

UPGRADED FEEL & MOBILITY

CCM'S ADPTFIT 3D SYSTEM, DESIGNED TO GIVE YOU UNPARALLELED CONTROL OVER YOUR PROTECTIVE GEAR SO YOU CAN CUSTOMIZE IT TO FIT YOUR GAME AND YOUR BODY LIKE NEVER BEFORE. EASILY ADJUST STRAPS AND POSITIONS OF DIFFERENT FEATURES FOR MAXIMUM PROTECTION AND COMFORT ON THE ICE, WITHOUT COMPROMISE TO YOUR MOBILITY AND COMFORT. PLUS ADDED FEATURES OF THERMOREGULATION HELP KEEP YOU COOLER SO YOU CAN STAY FOCUSED ON PLAYING YOUR BEST.

THIS WIDE RANGE OF ADJUSTMENT PROVIDES BOTH UNEQUALLED COMFORT AND ADEQUATE LEVEL OF PROTECTION, ADJUSTED TO THE FEMALE SILHOUETTE.

TECH 001



PROTECTION

PROPERLY-FITTED PROTECTION FOR YOUR BODY, YOUR GAME AND HOW YOU MOVE. MOVE FREELY AND TRUST CCM'S LATEST INNOVATIVE FTW GEAR, FEATURING RELIABLE D3O® ZERO TECHNOLOGY AND PREMIUM MATERIALS.

TECH 002

ADPTFIT 3D ADJUSTABILITY

CUSTOMIZE YOUR FIT AND PROTECTION TO YOUR BODY AND NEEDS SO YOU CAN FOCUS ON YOUR GAME WITH EVERYTHING IN THE RIGHT PLACE.

TECH 003

BREATHABILITY

ELEVATE YOUR COMFORT WITH THE ADDITION OF CCM'S AER-TEC THERMOREGULATION TECHNOLOGY IN KEY AREAS, ALLOWING YOUR BODY TO STAY COOL AND DRY SO YOU CAN FOCUS ON PERFORMING YOUR BEST EVERY SHIFT.





SPFTW24
JETSPEED FTW
 WOMEN'S SHOULDER PADS

SIZES WM SR S, M, L \$



SGFTW24
JETSPEED FTW
 WOMEN'S SHIN GUARDS

SIZES WM SR 12, 13, 14, 15" TAPERED \$



EPFTW24
JETSPEED FTW
 WOMEN'S ELBOW PADS

SIZES WM SR S/M, M/L \$



CONSTRUCTION	<p>HIGHLY ADJUSTABLE, LIGHTWEIGHT & BREATHABLE, TAPERED PRO-LEVEL PROTECTION</p> <p>Made specifically for women's varying body shapes and sizes, to ensure comfort, close-to-the-body fit and elite-level protection without compromise. Revolutionary adjustable design allowing women to select their shoulder pad size by shoulder width regardless of body type or shape.</p>	CONSTRUCTION	<p>DURABLE AND COMFORTABLE PRO-LEVEL PROTECTION, MADE FOR HER</p> <p>Adapted tapered fit provides comfortable protection where needed while allowing you to move freely. Made specifically for women's varying body shapes and sizes, to ensure comfort, close-to-the-body fit and elite-level protection without compromise.</p>	CONSTRUCTION	<p>LIGHTWEIGHT AND COMFORTABLE PROTECTION, MADE FOR HER</p> <p>Adapted tapered fit, guaranteeing comfortable protection where they need it to move freely as they play and grow in them.</p>
CHEST / TORSO	<p>INNOVATIVE & PATENT-PENDING ADPTFIT 3D CHEST PROTECTION</p> <p>New 3-way customizable chest panels can be repositioned to the perfect width, volume and length with 3D shaped side panels, length-adjustable torso straps & adjustable/removable belly pad. System releases pressure for a more comfortable fit all game long.</p>	KNEECAP	<p>ANATOMICAL LOW-PROFILE JDP KNEECAP WITH D30® ZERO</p> <p>Reduced size JDP kneecap reinforced with cushiony D30® Zero to disperse impact force away from the knee joint + comfort knee donut.</p>	FOREARM	<p>ANATOMICAL LOW-PROFILE EVA FOREARM GUARD</p> <p>Tapered & shorter ergonomic design allows great mobility with reinforced slash guard protection.</p>
STERNUM	<p>ARTICULATED & FLOATING EXPOSED HD FOAM STERNUM</p> <p>Trustworthy protection where it counts that adapts to the player's shape as she moves.</p>	SHIN CAP	<p>TAPERED ANATOMICAL PRO-LEVEL MOLDED PE WITH VENTILATION PORTS & STRAP GROOVE</p> <p>Elite-level shin cap offers closer fit for better protection & less interference with integrated padding in its reinforced frame + ventilation ports for added breathability.</p>	ELBOW CAPS	<p>LOW-PROFILE JDP CAPS WITH MOLDED PE</p> <p>Elite-level cap with comfort donut hole provides a deep fit for better protection that stays in place while dispersing impact force away from the joint.</p>
CAPS	<p>LOW-PROFILE MOLDED SHOULDER CAPS WITH D30® ZERO</p> <p>Reliable JDP construction caps adapted to the right size and position for the women's game. Reinforced with impact-absorbing yet cushiony D30® Zero extended over the AC joint.</p>	CALF GUARD	<p>LOW PROFILE PE CALF GUARD</p> <p>Competitive level shottblock protection.</p>	BICEP	<p>FLOATING REINFORCED ARTICULATED BICEP</p> <p>Competitive level highly mobile protection with rich sublimated liner.</p>
CLAVICLE	<p>REINFORCED SEMI-FLOATING CLAVICLE PROTECTION</p> <p>Must-have protection in a key impact area that stays in place.</p>	THIGH	<p>MOLDED PREMIUM FOAM THIGH GUARD CONNECTED TO KNEE LINER</p> <p>One-piece adjustable connected thigh guard/knee comfort pad offers a close-to-the body elite-level protection, removable for easy cleaning.</p>	ATTACHMENT	<p>THREE-STRAP SYSTEM</p> <p>With extended landing zones for optimized adjustability & fit.</p>
SPINE / BACK	<p>AER-TEC DECOUPLED BACK PANELS + ANATOMICAL MOLDED PE SPINE</p> <p>Lightweight exposed MD foam liner-free back with AER-TEC ventilation ports for max breathability to help keep you dry, while the floating reinforced spine provides peace of mind protection where you need it.</p>	ATTACHMENT	<p>ERGONOMIC LOCK STRAP WITH COMFORT CUSHION AND LENGTH-ADJUSTABLE CALF STRAP</p> <p>Customize to all calf sizes for a snug and extra-comfortable fit.</p>		
BICEPS	<p>AER-TEC SYSTEM + HD FOAM HEIGHT-ADJUSTABLE BICEPS</p> <p>Patent-pending mesh suspension + ventilation ports for added airflow, allowing better interaction with Elbow Pads for comfortable and adjustable low-profile elite protection.</p>	LINER	<p>SUBLIMATED INTEGRATED COMFORT LINER</p> <p>Integrated comfort padded liner for a deeper fit + abrasion-resistant 400D nylon bottom reinforcement.</p>		
		OTHER	<p>REINFORCED MID-DENSITY FOAM SIDE GUARD</p> <p>High-level foam for extra side protection.</p>		



SPFTW24 IDEAL FOR 7-11 year olds (approx) JETSPEED FTW - JR WOMEN'S SHOULDER PADS

SIZES WM JR S, M, L \$



SGFTW24 IDEAL FOR 7-11 YEAR OLDS (APPROX) JETSPEED FTW - JR WOMEN'S SHIN GUARDS

SIZES WM JR 10, 11" TAPERED \$



EPFTW24 IDEAL FOR 7-11 YEAR OLDS (APPROX) JETSPEED FTW - JR WOMEN'S ELBOW PADS

SIZES WM JR S/M, M/L \$

CONSTRUCTION	LIGHTWEIGHT CONSTRUCTION MADE FOR YOUNG WOMEN Designed for their bodies and specific silhouettes, guaranteeing adapted protection and comfort as they play and grow in them.	CONSTRUCTION	LIGHTWEIGHT AND COMFORTABLE PROTECTION, MADE FOR HER Adapted tapered fit, guaranteeing comfortable protection where they need it to move freely as they play and grow in them.	CONSTRUCTION	LIGHTWEIGHT AND COMFORTABLE PROTECTION, MADE FOR HER Adapted tapered fit, guaranteeing comfortable protection where they need it to move freely as they play and grow in them.
CHEST / TORSO	ELONGATED & FLEXIBLE BASE JACKET WITH REMOVABLE BELLY PAD + COMFORT SIDE GUSSETS Longer coverage + extended chest strap landing zones for optimal comfort & adjustability while reducing pressure in unwanted areas.	KNEECAP	ANATOMICAL LOW-PROFILE JDP KNEECAP Reduced size reliable JDP kneecap to disperse impact force away from the knee joint + comfort knee donut.	FOREARM	ANATOMICAL LOW-PROFILE EVA FOREARM GUARD Tapered & shorter ergonomic design allows great mobility with reinforced slash guard protection.
STERNUM	ARTICULATED & FLOATING EXPOSED EVA FOAM STERNUM Anatomical protection where it counts that adapts to the player's shape as she moves.	SHIN CAP	TAPERED ANATOMICAL MOLDED PE WITH VENTILATION PORTS & STRAP GROOVE Competitive level shin cap offers closer fit for better protection & less interference with integrated padding in its reinforced frame + ventilation ports for added breathability.	ELBOW CAP	LOW-PROFILE JDP CAPS WITH MOLDED PE Competitive-level cap with comfort donut hole provides a deep fit for better protection that stays in place while dispersing impact force away from the joint.
CAPS	LOW-PROFILE JDP MOLDED SHOULDER CAPS Reliable JDP construction caps are adapted to the right size and position for the protection young women need in their game.	CALF GUARD	PE FOAM CALF GUARD Lightweight protection shaped to fit.	BICEP	FLOATING REINFORCED ARTICULATED BICEP Competitive level highly mobile protection with rich sublimated liner.
CLAVICLE	REINFORCED BUILT-IN CLAVICLE PROTECTION Comfortable lightweight design that lets you move freely and securely.	THIGH	MOLDED PREMIUM FOAM THIGH GUARD CONNECTED TO KNEE LINER One-piece adjustable connected thigh guard/knee comfort pad offers a close-to-the body competitive level protection, removable for easy cleaning.	ATTACHMENT	THREE-STRAP SYSTEM With extended landing zones for optimized adjustability & fit.
SPINE / BACK	VENTILATED FOAM JACKET + ANATOMICAL SPINE Lightweight segmented back with reinforced spine.	ATTACHMENT	NYLON UPPER LOCK STRAP & LENGTH-ADJUSTABLE WIDE ELASTIC CALF STRAP Customize to all calf sizes for a snug and extra-comfortable fit.		
BICEPS	HEIGHT-ADJUSTABLE MOLDED PE CAPS Comfortable and adjustable low-profile protection.	LINER	SUBLIMATED INTEGRATED PE FOAM COMFORT LINER Integrated comfort padded liner for a deeper fit.		



NEW

IDEAL FOR 4 - 6 YEAR OLDS (APPROX)

D30®

SPFTWPRO26 FTW PRO YOUTH GIRL'S SHOULDER PADS

SIZES YT S, M, L \$



NEW

IDEAL FOR 4 - 6 YEAR OLDS (APPROX)

D30®

SGFTWPRO26 FTW PRO YOUTH GIRL'S SHIN GUARDS

SIZES YT 8", 9", 10" \$



NEW

IDEAL FOR 4 - 6 YEAR OLDS (APPROX)

D30®

EPFTWPRO26 FTW PRO YOUTH GIRL'S ELBOW PADS

SIZES YT S, M, L \$

CONSTRUCTION

E-FIT FLEXIBLE NECK OPENING

Elastic neck opening for an easy fit so young players can even dress themselves.

CALF GUARD

EXTENDED FOAM CALF GUARD

Anatomical design with extended calf protection.

CONSTRUCTION

JDP CAP REINFORCED WITH D30® ZERO

Designed to disperse impact force away from the elbow joint while D30 Zero helps absorb impact and shock in a hard cap construction to give young players pro-level protection.

CAPS

MOLDED PE SHOULDER CAPS

High-quality PE plastic shoulder caps combined with PE foam for added comfort and protection.

KNEECAP

JDP/ MOLDED PE CAP

Designed to disperse impact force away from the knee.

BICEP

ARTICULATED BICEP

PE Foam provides comfort and mobility.

TORSO

ADJUSTABLE BELLY PAD + FULL-LENGTH HOOK AND LOOPS ADJUSTMENT + LIGHTWEIGHT FOAM LINER

Large landing and height adjustable/removable belly pad provides a lightweight customizable protection that is ultra comfortable for little players.

SHIN CAP

JDP/ MOLDED PE CAP

Anatomical cap design delivers high level of protection.

ATTACHMENT

DOUBLE STRAP ADJUSTMENT SYSTEM WITH MAXIMIZED LANDING ZONE

Built for comfort and protection, the strap system keeps your elbow pad in place.

BICEPS

PE-MOLDED CAP + HEIGHT ADJUSTMENT

Easily adjustable height strap to customize bicep protection.

ATTACHMENT

UPPER LOCK STRAP + COMFORTABLE CALF STRAP

Incredibly comfortable and easily adjustable with large landing.

STERNUM

FLOATING COMPRESS MOLDED EVA FOAM WITH D30® IN PLEXUS

Pro-level protection powered by high quality foam and D30 for extra impact distribution in a floating construction that moves comfortably with the player.

LINER

REMOVABLE COMFORT LINER WITH D30® ZERO + COMFORT DONUT

Removable comfort liner makes it easy to customise your fit while D30 Zero adds impact and shock absorption to the liner.

SPINE

BIONEX SHIELD SPINE PROTECTOR

Pro-level spine foam package to offer improved protection on the back.



HGFTW24
JETSPEED FTW
 WOMEN'S GLOVES

SIZES WM SR 12,13,14" - TAPERED \$

CONSTRUCTION	LIGHTWEIGHT & BREATHABLE, TAPERED PRO-LEVEL PROTECTION Adapted fit for women's hand proportions to be more narrow with longer fingers, to ensure comfort, close-to-the-hand fit and elite-level protection without compromise.
LINER	AER-TEC SUSPENSION SYSTEM MESH LINER TREATED WITH POLYGIENE ODORCRUNCH™ Patent-pending design provides max ventilation and mesh lining for cooling and evaporation to help keep hands dry. Absorbs less sweat to stay light and provides instant & long-lasting comfort.
FINGERS	PRO-LEVEL HIGH-DENSITY PE FOAM + PE INSERTS + PU FOAM CUSHIONING Lightweight construction yet high level protection and three-piece index for maximum dexterity.
BACKHAND	AER-TEC VENTILATION SYSTEM + PRO-LEVEL PE FOAM + HIGH DENSITY PE FOAM + PE INSERTS 2 ventilated ports on back of hand for optimal airflow along with elite-level protection.
THUMB	PRO FLEXTHUMB 2-piece thumb delivers better mobility and an incredible grip on your stick with ventilated mesh in back of thumb for added airflow where you really feel it.
PALM	SENSALAST PALM + REINFORCEMENT WITH EMBOSSED TEXTURE + TREATED WITH POLYGIENE ODORCRUNCH™ Soft feel seamless palm-to-cuff transition inside & out, combined with a pro-feel palm allowing ultimate stickhandling with high-caliber durability and grip.
CUFF	SHORT PRE-ANGLED OPEN CUFF Enhanced range of wrist movements and protection.
OTHER	POLYGIENE ODORCRUNCH™ TREATED SUBLIMATED LINER Superior quality liner that feels great and helps you stay dry with enhanced antibacterial and odor fighting treatments to help keep your gloves feeling fresh.



BKWH NVWH RDWH



HPFTW24
JETSPEED FTW
 WOMEN'S PANTS

SIZES WM SR S, M, L, XL \$

CONSTRUCTION	DURABLE AND COMFORTABLE PRO-LEVEL PROTECTION, MADE FOR HER Adapted tapered fit made to stretch to any size & provide comfortable protection where needed while allowing you to move freely. Revolutionary adjustable design with revised proportions allowing women to select their pant by waist size regardless of body type or shape.
ADJUSTMENT	EZ FIT STRETCH OPENING + INTERNAL BELT SYSTEM +1" ZIPPER Easy on/off ultra stretch extendable opening secured in place with inner belt + stabilized belly pad, topped off with cosmetic hockey lace, +1" length-adjusting zipper all to provide a custom snug fit and unparalleled comfort.
BACK PROTECTION	LOW-PROFILE INJECTION-MOLDED HYBRID SPINE SHIELD WITH D3O® ZERO + SEGMENTED TAILBONE PAD Pro-level impact protection in the lower back with a segmented tailbone pad that molds to the body.
LINER	DRYFOAM TECHNOLOGY WITH SOFT LAMINATED WATER REPELLENT LINING Soft laminated sublimated liner absorbs less sweat so you can stay dry and your equipment lightweight.
THIGH GUARD	MOLDED PE PLASTIC + INNER LEG ZIPPER Equipped with a low-profile design and a repositioned inner-leg zipper to reduce friction during cross-overs, this floating thigh guard was made to deliver pro-level protection and easy embellishment access.
HIP / KIDNEY	MOLDED PE HIP CAPS + 400D TEXTURED NYLON PADDED BELT Pro-protection in the hips and kidney area with added durability around the waist.
SHELL	REVISED LENGTH + 400D NYLON + EXTENDED STRETCH ZONES + PRO CUT Made of premium Nylon and stretch materials in critical areas, with a pro cut -1" length in back of the legs, for overall improved durability and comfort.



COLORS


BLACK NAVY RED



HPFTW24
JETSPEED FTW - JR
 WOMEN'S PANTS

IDEAL FOR 7-11 YEAR OLDS (APPROX)

SIZES WM JR S, M, L \$

CONSTRUCTION	LIGHTWEIGHT AND COMFORTABLE PROTECTION, MADE FOR HER Designed for their bodies and specific silhouettes, guaranteeing adapted protection and comfort as they play and grow in them. Adapted tapered fit made to stretch to any size & provide comfortable protection where needed while allowing you to move freely.
ADJUSTMENT	EZ FIT STRETCH OPENING + EXTERNAL BELT SYSTEM +1" ZIPPER Easy on/off stretch extendable opening secured in place with external belt, topped off with cosmetic hockey lace, +1" length-adjusting zipper for the growing player to provide a custom snug fit and unparalleled comfort.
BACK PROTECTION	LOW-PROFILE MOLDED EVA SPINE GUARD + SEGMENTED TAILBONE PAD Reliable impact protection in the lower back with a segmented tailbone pad that molds to the body.
THIGH GUARD	MOLDED PE PLASTIC + PE FOAM Trustworthy protection in a low-profile design.
HIP/KIDNEY	MOLDED PE CAP + PE FOAM + PADDED BELT Good level impact protection in the kidney area.
SHELL	200D NYLON + EXTENDED STRETCH ZONES + PRO CUT Made of durable Nylon and stretch materials in critical areas, with a pro cut -1" length in back of the legs, for overall improved durability and comfort.
COLORS	 BLACK

FTW - SHOULDER PADS		WOMEN - SR				WOMEN - JR		
		S	M	L	XL	S	M	L
GENERAL	AGE	13+	14+	14+	14+	8 - 10	10 - 12	12+
	HEIGHT - CM	157 - 172	163 - 177	167 - 186	167 - 186	127 - 137	137 - 149	149 - 62
	HEIGHT - FT	5'2" - 5'8"	5'4" - 5'10"	5'6" - 6'1"	5'6" - 6'1"	4'2" - 4'6"	4'6" - 4'11"	4'11" - 5'4"
SHOULDER PADS		S	M	L	XL	S	M	L
	SHOULDER WIDTH - CM	35 - 38	38 - 42	42 - 48	N/A	26 - 31	28 - 33	32 - 36
	SHOULDER WIDTH - IN	14 - 15	15 - 17	17 - 19	N/A	10 - 12	11 - 13	13 - 14



FTW - ELBOW PADS		WOMEN - SR				WOMEN - JR		
		S	M	L	XL	S	M	L
GENERAL	AGE	13+	14+	14+	14+	8 - 10	10 - 12	12+
	HEIGHT - CM	157 - 172	163 - 177	167 - 186	167 - 186	127 - 137	137 - 149	149 - 62
	HEIGHT - FT	5'2" - 5'8"	5'4" - 5'10"	5'6" - 6'1"	5'6" - 6'1"	4'2" - 4'6"	4'6" - 4'11"	4'11" - 5'4"
ELBOW PADS		S/M		M/L		S/M		M/L
	FOREARM CIRCUMFERENCE - CM	21 - 26	N/A	26 - 30	N/A	15 - 22	N/A	17.5 - 25
	FOREARM CIRCUMFERENCE - IN	8.5 - 10	N/A	10 - 12	N/A	6 - 8.5	N/A	7 - 10



FTW - SHIN GUARDS		WOMEN - SR - TAPERED FIT				WOMEN - JR		
		S	M	L	XL	S	M	L
GENERAL	AGE	13+	14+	14+	14+	8 - 10	10 - 12	12+
	HEIGHT - CM	157 - 172	163 - 177	167 - 186	167 - 186	127 - 137	137 - 149	149 - 62
	HEIGHT - FT	5'2" - 5'8"	5'4" - 5'10"	5'6" - 6'1"	5'6" - 6'1"	4'2" - 4'6"	4'6" - 4'11"	4'11" - 5'4"
SHIN GUARDS		12"	13"	14"	15"		10"	11"
	SHIN LENGTH (CM) - TONGUE OUT	33 - 36	33 - 40	40 - 43	43 - 47	N/A	27 - 30	30 - 33
	SHIN LENGTH (IN) - TONGUE OUT	13 - 14	14 - 15.5	15.5 - 17	17 - 18.5	N/A	10.5 - 12	12 - 13
	SHIN LENGTH (CM) - TONGUE IN	31 - 34	34 - 38	38 - 41	41 - 45	N/A	25 - 28	28 - 31
	SHIN LENGTH (IN) - TONGUE IN	12 - 13.5	13.5 - 15	15 - 16	16 - 17.5	N/A	10 - 12	11 - 12



FTW - PANTS		WOMEN - SR				WOMEN - JR		
		S	M	L	XL	S	M	L
GENERAL	AGE	13+	14+	14+	14+	8 - 10	10 - 12	12+
	HEIGHT - CM	157 - 172	163 - 177	167 - 186	167 - 186	127 - 137	137 - 149	149 - 62
	HEIGHT - FT	5'2" - 5'8"	5'4" - 5'10"	5'6" - 6'1"	5'6" - 6'1"	4'2" - 4'6"	4'6" - 4'11"	4'11" - 5'4"
PANTS		S	M	L	XL	S	M	L
	WAIST CIRCUMFERENCE - CM	62 - 74	72 - 83	80 - 95	90 - 105	52 - 66	56 - 70	60 - 74
	WAIST CIRCUMFERENCE - IN	24.5 - 29	28.5 - 32.5	31.5 - 37.5	35.5 - 41	20.5 - 26	22 - 27.5	23.5 - 29
	US SIZE	00 - 6	6 - 14	12 - 20	16 - 24	Y6 - Y14	Y10 - 2	Y14 - 6



FTW - GLOVES		WOMEN - SR - TAPERED FIT			
		S	M	L	XL
GENERAL	AGE	13+	14+	14+	14+
	HEIGHT - CM	157 - 172	163 - 177	167 - 186	167 - 186
	HEIGHT - FT	5'2" - 5'8"	5'4" - 5'10"	5'6" - 6'1"	5'6" - 6'1"
GLOVES		12"	13"	14"	
	HAND LENGTH - CM	14 - 17	16 - 18	18 - 22	N/A
	HAND LENGTH - IN	5.5 - 6.5	6.5 - 7	7 - 8.5	N/A





NEW

FH06TW2 WOMEN'S PULLOVER HOODIE

BODY /
INSIDE

Our essential everyday hoody in soft fleece is the perfect piece for going to and from the rink, gym or just lounging around! The brushed fleece interior keeps you warm and cozy. The perfect team staple.

FIT	REGULAR		
	SIZES	W	XS - 2XL \$

LOGO Screen print

CONTENT 65% Polyester / 35% Cotton

COLORS Black (12), True Navy (T9), Athletic Grey (U6)



NEW

TSS6TW2 WOMEN'S SHORT SLEEVE TEE

BODY /
INSIDE

Our classic essential t-shirt in a cotton blend is the perfect piece for working out or just lounging. This t-shirt is a staple in every players closet, you can't go wrong with the classic ccm style tee.

FIT	REGULAR		
	SIZES	W	XS - 2XL \$

LOGO Screen print

CONTENT 75% Polyester / 25% Cotton

COLORS Black (12), True Navy (T9), White (01)



TSS3TB WOMEN'S CREW NECK TEE

BODY /
INSIDE

Your favorite go to tee, with soft lightweight fabric to keep you cool, every day, everywhere.

FIT	REGULAR		
	SIZES	W	XS - XL \$

LOGO CCM embroidery

CONTENT 50% Polyester / 25% Cotton / 25% Rayon, 152GSM

COLORS Black (12), True Navy (T9)



TSS4RW WOMEN'S SHORT SLEEVE TRAINING TEE

BODY /
INSIDE

Features circular knit technology with breathability holes integrated to help evaporation, AER-TEC technology and a soft hand feel fabric. Seamless construction for added comfort and flexibility.

FIT	SLIM		
	SIZES	W	XS - XL \$

LOGO CCM 3D silicone PRINT

CONTENT 100% nylon, 160GSM, circular knit W / Wicking treatment and quickdry

COLORS Black (12), True Navy (T9)



PSS4TW WOMENS POLO

BODY /
INSIDE

Women's fitted polo. Performance fabric, breathable and moisture wicking. Silver yarn acts as anti-microbial.

FIT	REGULAR		
	SIZES	W	XS - XL \$

LOGO Embroidered CCM logo

CONTENT 93% Polyester / 5% Elastane / 2% Silver Jersey

COLORS Black (12), True Navy (T9)



TLS4RW WOMEN'S LONG SLEEVE TRAINING TEE

BODY /
OTHER

Features circular knit technology with breathability holes integrated to help evaporation, AER-TEC technology and a soft hand feel fabric. Seamless construction for added comfort and flexibility.

FIT	SLIM		
	SIZES	W	XS - XL
			\$

LOGO CCM 3D silicone print

CONTENT 100% Nylon, 160GSM, circular knit W / Wicking treatment and quickdry

COLORS Black (12), True Navy (T9)



TTK4RA WOMEN'S TRAINING CROP TOP

BODY /
INSIDE

Features a high neck crop top, curve hugging design, racer back, wide elastic under the bust and a doubled layer front. Perforated lining and back insert to help evaporation. Hidden pocket at front chest lining.

FIT	COMPRESSION		
	SIZES	W	XS - XL
			\$

LOGO CCM heat transfer label

CONTENT 78% recycled Polyester / 22% elastane interlock one side with light peach in 250g/m².

COLORS Black (12), True Navy (T9)



BOOKING ONLY USB5RW WOMEN'S TRAINING SPORTS BRA

BODY /
OTHER

Our new women's sport bra is crafted from a premium blend of elastane and Polyester. Featuring a CCM underbust waistband for great support and comfort.

FIT	FITTED		
	SIZES	W	XS - 2XL
			\$

LOGO CCM underbust waistband

CONTENT 64% Polyester / 36% Elastane

COLORS Black (12), True Navy (T9)



BOOKING ONLY OSS5TB WOMEN'S SHORT SLEEVE POLO

BODY /
INSIDE

Elevate your team wardrobe with our updated polo. Featuring a CCM embroidered logo, this garment is a classic piqué fabric.

FIT	REGULAR		
	SIZES	W	XS - XL
			\$

LOGO CCM embroidered logo

CONTENT 60% Cotton / 40% Polyester

COLORS Black (12), True Navy (T9), White (01)



NEW PCF6TW2 WOMEN'S CUFFED JOGGER

BODY /
INSIDE

Our essential everyday elasticated jogger in soft fleece is the perfect piece for going to and from the rink, gym or just lounging around! The brushed fleece interior keeps you warm and cozy. The perfect team staple.

FIT	REGULAR		
	SIZES	W	XS - XL
			\$

LOGO Screen print

CONTENT 65% Polyester / 35% Cotton

COLORS Black (12), True Navy (T9), Athletic Grey (U6)

12
BLACKT9
TRUE
NAVY

PTL4RA WOMEN'S TRAINING LEGGINGS

BODY /
INSIDE

Features a curve hugging design, a deep cellphone pocket on the side, an adjustable waist and a hidden pocket in the front waistband.

FIT	COMPRESSION		
	SIZES	W	XS - XL
			\$

LOGO CCM Heat-transfer label

CONTENT 78% recycled Polyester / 22% elastane interlock one side with light peach in 250g/m².

COLORS Black (12), True Navy (T9)

12
BLACKT9
TRUE
NAVY

NEW SKN6RW WOMEN'S LIGHTWEIGHT TRAINING SHORT

BODY /
INSIDE

These casual shorts are soft, light, quick-drying, and designed to flatter your body, includes wicking and anti microbial treatment your new go to short.

FIT	REGULAR		
	SIZES	W	2XS - 2XL
			\$

LOGO Screen print

CONTENT 88% Recycled Polyester / 12% spandex

COLORS Black (12), True Navy (T9)

T9
TRUE
NAVY12
BLACK

NEW SKN6RW2 WOMEN'S BIKER SHORTS

BODY /
INSIDE

These soft high waisted 7" bike shorts are great for working out or wearing daily, the wide waistband gives you extra comfort and stays put as you train. Made from recycled polyester spandex includes wicking and anti microbial treatment. This style provides the ultimate comfort for working out it's breathable, and fast drying.

FIT	REGULAR		
	SIZES	W	2XS - 2XL
			\$

LOGO Screen print

CONTENT 78% Recycled Polyester / 22% spandex

COLORS Black (12), True Navy (T9)

12
BLACKT9
TRUE
NAVY

JRS5TW WOMEN'S LIGHTWEIGHT RINK SUIT JACKET

BODY /
INSIDE

Body: Our rink suit jacket is built with great features and benefits such as a new breathable fabric that offers a 4-way stretch, reduced noise friction and AER-TEC technology. Features include zippered side pockets, elasticated hem and cuffs for comfort. Strategic placement of interior zippers that allow access for embellishment. Designed for women.

Inside: Easy access for embellishment, pocket at the bottom and an ID label for easy identification.



FIT	REGULAR		
	SIZES	W	XS - XL
			\$

LOGO Strategically positioned embroidered CCM logo provides front left side of the wearer and top back embellishment zones.

CONTENT 100% Polyester (30D Double knit+Film+50D knit)

COLORS Black (12) True Navy (T9)

12
BLACKT9
TRUE
NAVY

PRS5TW WOMEN'S LIGHTWEIGHT RINK SUIT PANT

BODY /
INSIDE

Body: Our rink suit pant is built with great features and benefits such as a new breathable fabric that offers a 4-way stretch, reduced noise friction and AER-TEC technology. Features an adjustable waistband with drawcord, zippered pockets and bottom side zippers. Designed for women.

Inside: CCM clear gel grip elastic at waist and bottom, mesh lining and zipper ID label for easy identification

FIT	REGULAR		
	SIZES	W	XS - XL
			\$

LOGO Strategically positioned embroidered CCM logo

CONTENT 100% Polyester (30D Double knit+Film+50D knit)

COLORS Black (12) True Navy (T9)



T9 TRUE NAVY

NEW

JQT6TW WOMEN'S HYBRID QUILTED JACKET

BODY /
INSIDE

Our hybrid jacket made of recycled poly is great for traveling from game to game or wearing indoors as a layering piece. This style provides style and comfort.

FIT	REGULAR		
SIZES	W	XS - 2XL	\$

LOGO Embroidered

CONTENT 100% Recycled Polyester

COLORS Black (12) True Navy (T9)



T9 TRUE NAVY

BOOKING ONLY

VQT5TW WOMEN'S TEAM QUILTED VEST

BODY /
INSIDE

On the rink or on the road this versatile vest is a cold weather must have, great for layering, it's light and warm. Features a CCM embroidered logo on the chest and YKK zippers at the pockets and center zip. Designed for women.

FIT	REGULAR		
SIZES	W	XS - XL	\$

LOGO CCM embroidered logo

CONTENT 100% Polyester Ripstop, DRW (Durable Water Repellent) Coating

COLORS Black (12) True Navy (T9)



T9 TRUE NAVY
19 CHARCOAL
05 RED

NEW

FHO6TW WOMEN PULLOVER HOODIE

BODY /
INSIDE

Our signature fleece hoody offers superior quality and comfort includes pockets, embroidery details and branded tipping. It's the perfect item keeps you stylish and warm

FIT	REGULAR		
SIZES	W	XS - 2XL	\$

LOGO Embroidery

CONTENT 70% cotton / 30% Polyester

COLORS Black (12) Charcoal (19) True navy (T9)



T9 TRUE NAVY
19 CHARCOAL
05 RED
6C TEAM ROYAL

NEW

PFP6TW WOMEN CUFFED JOGGER

BODY /
INSIDE

Our signature fleece jogger offers superior quality and comfort includes pockets, embroidery details and branded tipping. It's the perfect item keeps you stylish and warm

FIT	REGULAR		
SIZES	W	XS - XL	\$

LOGO Embroidery

CONTENT 70% Cotton / 30% Polyester

COLORS Black (12) Red (05) Charcoal (19) True Navy (T9) Team Royal (6C)



T9 TRUE NAVY

SWV5RW2 WOMEN'S 2-IN-1 TRAINING SHORT

BODY /
INSIDE

Our 2-in-1 shorts offer the perfect combination of style and durability. Made from 100% Polyester, the shorts feature a 3D silicone CCM logo, ventilated side panels and an adjustable drawstring.

FIT	REGULAR		
SIZES	W	XS - 2XL	\$

LOGO CCM 3D silicone print.

CONTENT 100% Polyester (top layer)
74% Polyester, 26% Elastane (inside)

COLORS Black (12) True Navy (T9)



JWN6TW3 WOMEN'S PUFFER JACKET

BODY /
INSIDE

Short women's puffer jacket filled with 3M™ Thinsulate™ padding, seam sealed for extra warmth and water resistant perfect for your everyday needs

FIT	REGULAR		
	SIZES	W	2XS - 2XL \$

LOGO	Embroidered		
------	-------------	--	--

CONTENT	100% Recycled Polyester		
---------	-------------------------	--	--

COLORS	Black (12)	True Navy (T9)	
--------	------------	----------------	--



JWN6TW2 WOMEN'S WINTER COAT

BODY /
INSIDE

Seam-sealed construction for enhanced weather protection, 3M™ Thinsulate™ for warmth, water repellant and adjustable waist are just a few great features that make our new women's coat great! Offers an embroidered and a cool ccm patch on the sleeve and made of recycled polyester.

FIT	REGULAR		
	SIZES	W	2XS - 2XL \$

LOGO	Embroidered		
------	-------------	--	--

CONTENT	100% Recycled Polyester		
---------	-------------------------	--	--

COLORS	Black (12)	True Navy (T9)	
--------	------------	----------------	--



FHO6LW WOMEN TECH FLEECE PULLOVER HOODIE

BODY /
INSIDE

Our stylish hoody is a wardrobe staple made of tech fleece using recycled polyester it will keep you stylish without adding bulk to your look, includes our embroidered CCM logo.

FIT	REGULAR		
	SIZES	W	XS - 2XL \$

LOGO	Embroidery		
------	------------	--	--

CONTENT	42% Polyester / 40% Recycled Polyester 12% Rayon / 6% Spandex		
---------	--	--	--

COLORS	Black (12) Charcoal (19)	True navy (T9)	
--------	-----------------------------	----------------	--



FFZ6LW WOMEN TECH FLEECE FULL ZIP TOP

BODY /
INSIDE

Sleek and stylish our locker room women's tech fleece zip up jacket is made of recycled polyester and will keep you stylish without adding bulk to your look, includes our embroidered ccm logo and branded zipper pulls.

FIT	REGULAR		
	SIZES	W	2XS - 2XL \$

LOGO	Embroidery		
------	------------	--	--

CONTENT	42% Polyester / 40% Recycled Polyester 12% Rayon / 6% Spandex		
---------	--	--	--

COLORS	Black (12) Charcoal (19)	True navy (T9)	
--------	-----------------------------	----------------	--



PCF6LW WOMEN TECH FLEECE CUFFED JOGGER

BODY /
INSIDE

These classic tech fleece women's cuffed joggers are comfortable and stylish, made of tech fleece and using recycled polyester, they look great in and out of the locker room, includes a ccm embroidery and branded zipper pulls.

FIT	REGULAR		
	SIZES	W	2XS - 2XL \$

LOGO	Embroidery		
------	------------	--	--

CONTENT	42% Polyester / 40% Recycled Polyester 12% Rayon / 6% Spandex		
---------	--	--	--

COLORS	Black (12) Charcoal (19)	True Navy (T9)	
--------	-----------------------------	----------------	--



201 BOOKING ONLY
OAT MILK

108 BOOKING ONLY
BLANC DE BLANC

FH051B ATHLEISURE WOMEN'S FLEECE HOODIE

BODY /
INSIDE

The perfect hoodie with an updated women's fit for everyday use. A soft cotton fleece hood with brushed inside for extra coziness. Big and bold CCM print on sleeve and a smaller print on the chest showing you are part of the CCM family.

FIT SIZES	REGULAR		
	W	XS - XL	\$
LOGO	CCM printed logo		
CONTENT	60% Cotton, 40% Polyester		
COLORS	Black (12)		
BOOKING ONLY	Oat milk (201) Blanc de Blanc (108)		



FCR51B ATHLEISURE WOMEN'S FLEECE CREWNECK

BODY /
INSIDE

A great new relaxed fit crew with a soft cotton and brushed inside for extra coziness. Big and bold CCM logo print on the chest showing you are part of the CCM family.

FIT SIZES	REGULAR		
	W	XS - XL	\$
LOGO	CCM printed logo		
CONTENT	60% Cotton, 40% Polyester		
COLORS	Light Grey Melange (221)		



PFP51B ATHLEISURE WOMEN'S FLEECE JOGGER

BODY /
INSIDE

Our new jogger can be matched with all our amazing tops. The jogger has an updated fit adjusted for our CCM women and is made from a soft cotton fleece with a soft brushed inside and cuffed at bottom. There is a print on the left side pocket and draw cord at waist.

FIT SIZES	REGULAR		
	W	S - XL	\$
LOGO	CCM printed logo		
CONTENT	60% Cotton, 40% Polyester		
COLORS	Black (12)		



108 BLANC DE
BLANC

TSS51B ATHLEISURE WOMEN'S SHORT SLEEVE TEE

BODY /
INSIDE

Update your wardrobe with a great t-shirt that combines breathability and the comfort of cotton making it a perfect casual wear piece.

FIT SIZES	REGULAR		
	W	XS - XL	\$
LOGO	CCM printed logo		
CONTENT	64% cotton, 36% Polyester		
COLORS	Black (12), Blanc de Blanc (108)		

CUSTOMIZE YOUR ONE-PIECE BOOT



THE ULTIMATE FIT

FOOT MOLD CREATION



WITH THE HELP OF THE CCM 3D FIT SCANNER, WE RECREATE A MOLD OF YOUR EXACT FOOT SHAPE TO ACHIEVE THE BEST-POSSIBLE FIT FOR YOUR GAME.



CHOOSE YOUR CUSTOM OPTIONS

STEP 1

GET FIT USING THE CCM 3D FIT SCANNER.



STEP 2

SELECT YOUR CUSTOM ONE-PIECE BOOT.



TACKS XF PRO



JETSPEED FT8 PRO

CERTAIN COLOR OPTIONS AVAILABLE

STEP 3

SELECT YOUR STEEL.



STEP BLACKSTEEL XS



STEP STEEL XS

STEP 4

SELECT YOUR TONGUE.

STEP 5

SELECT YOUR LACES.



PRO COTTON



WAXED

STEP 6

CUSTOMIZE COLOURS
AND ADD YOUR
NUMBER.



OPTIONS VARY BY MODEL

YOUR CCM SKATES, UNLIMITED

EVERY PLAYER'S FEET ARE UNIQUE.
NOW, FIND YOUR FIT IN ANY
CCM SKATE MODEL.

STEP 1 - SELECT THE PERFORMANCE YOU'RE LOOKING TO MAXIMIZE

JETSPEED

AGILITY

HYBRID FEATURES
ALL-AROUND SPEED



TACKS

POWER

LONG, STRONG STRIDES
MAXIMIZED FORCE GENERATION



STEP 2 - SELECT ANY CCM FIT THAT BEST SUITS YOUR FOOT

TAPERED FIT

FOREFOOT



HEEL



VOLUME



REGULAR FIT

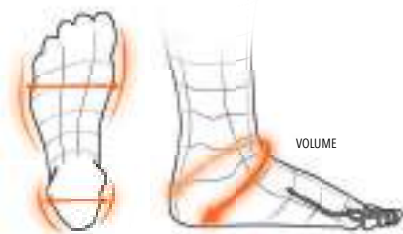
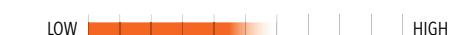
FOREFOOT



HEEL



VOLUME



WIDE FIT

FOREFOOT



HEEL



VOLUME



STEP 3 - PERSONALIZE YOUR FIT WITH MICRO ADJUSTMENTS

THE COMPOSITE MATERIALS USED IN ALL CCM ELITE SKATES ARE ULTRA-RESPONSIVE TO HEAT AND ALLOW THE BOOT TO EFFORTLESSLY ADAPT AND WRAP AROUND THE UNIQUE CURVES OF YOUR FOOT. USE THE CCM HEATING INSTRUCTIONS TO RELIEVE ANY MINOR PRESSURE POINTS AND PERSONALIZE YOUR FIT.



2026 ELITE SKATES

LIGHT YEARS AHEAD

EXPERIENCE THE FUTURE OF SKATING



PRECISION FIT

EXPERIENCE CCM'S NEW CORE BOOT TECHNOLOGY, FEATURING A CLOSE TO THE FOOT, ONE-PIECE BOOT CONSTRUCTION FOR MAXIMUM WRAP.

ULTIMATE CONNECTION TO THE ICE

BENEFIT FROM EXTREME RESPONSIVENESS, NIMBLENESS, AND INSTANT POWER TRANSFER.

SCULPTED DESIGN

SLEEK AND PROFILED GEOMETRY WITH PERFORMANCE FOCUSED COMPONENTS.



NEW

SK2026P 2026 ELITE SKATES

HEAT MOLDABLE

SIZES	SR	11 - 12.5 REGULAR	FULL/HALF
	SR	7 - 10.5 TAPERED, REGULAR, WIDE	FULL/HALF
	INT	4 - 6.5 TAPERED, REGULAR, WIDE	FULL/HALF



NEW

SK2026 2026 ELITE - JR SKATES

HEAT MOLDABLE

SIZES	JR	1 - 3.5 REGULAR	FULL/HALF
-------	----	-----------------	-----------

BOOT
MATERIAL

CORE TECHNOLOGY

Experience the future of skating through the new CORE BOOT. Close to foot feel, One-Piece boot power transfers, Reactive lightweight materials and an Ergonomic shape come together to deliver the ultimate performance.

BOOT
MATERIAL

CORE TECHNOLOGY

Experience the future of skating through the new CORE BOOT. Close to foot feel, One-Piece boot power transfers, Reactive lightweight materials and an Ergonomic shape come together to deliver the ultimate performance.

LINER

TOTALDRI PRO

High-performance moisture-wicking material keeps feet dry and skates light, while antimicrobial treatment fights odor and bacteria.

LINER

TOTALDRI PRO

High-performance moisture-wicking material keeps feet dry and skates light, while antimicrobial treatment fights odor and bacteria.

ANKLE PADDING
& COMFORT

DIRECT-ICE ANKLE PADS

Engineered for the elite skater, DIRECT-ICE ankle pads feature a new, super-responsive and slim design that revolutionizes your performance. Feel every subtle movement and react instantly, as DIRECT-ICE ankle pads ensure every powerful stride translates directly into unmatched acceleration and agility.

ANKLE PADDING
& COMFORT

DIRECT-ICE ANKLE PADS

Engineered for the elite skater, DIRECT-ICE ankle pads feature a new, super-responsive and slim design that revolutionizes your performance. Feel every subtle movement and react instantly, as DIRECT-ICE ankle pads ensure every powerful stride translates directly into unmatched acceleration and agility.

TONGUE

ADPT ELITE TONGUE

Introducing the ADPT ELITE tongue, a revolutionary lightweight design engineered for ultimate performance. Maximize energy transfers on every stride through an optimal forward flexion, with proven, pro-favored CCM lacebite technology.

TONGUE

ADPT ELITE TONGUE

Introducing the ADPT ELITE tongue, a revolutionary lightweight design engineered for ultimate performance. Maximize energy transfers on every stride through an optimal forward flexion, with proven, pro-favored CCM lacebite technology.

FOOTBED

CCM PRO PULSE INSOLE

Engineered to enhance your on-ice performance, the new CCM PRO PULSE ultralight insoles deliver explosive power, unmatched stability, and custom comfort.

FOOTBED

MOLDED CCM ORTHOLITE WITH GRIP PRINT

Ultra-lightweight, molded fit, and enhanced comfort.

HOLDER

SPEEDBLADE XS, ENHANCED DIAL & OVERSIZED HOLDERS

Quick-release holder and blade lock system featuring improved dial, for easier grip and quicker runner changes on the fly. Pro inspired oversized holders generate a smoother, effortless glide to each stride.

HOLDER

SPEEDBLADE XS

CCM quick-release holder with metal pin blade lock system.

RUNNER

STEP BLACKSTEEL

Highest quality standards steel with Diamond-Like Carbon (DLC) coating for superior glide and edge life. +4mm height over standard runners for more longevity.

RUNNER

STEP BLACKSTEEL

Highest quality standards steel with Diamond-Like Carbon (DLC) coating for superior glide and edge life. +4mm height over standard runners for more longevity.

TACKS XR SKATES



TECH 001

TACKS XR: ELITE LEVEL TACKS SKATE

FEATURING THE NHL-CALIBER RFM POWER COMPOSITE MATERIAL, WITH ENHANCED DURABILITY AND TACKS STIFFNESS PROFILE. BENEFIT FROM AMPLIFIED POWER AND EXPLOSIVENESS WITH EVERY STRIDE WITH CCM'S AMPLIFIED ONE-PIECE BOOT CONSTRUCTION, AND INTERNAL ATTACKING PITCH.



GET READY TO DOMINATE THE ICE WITH THE NEW TACKS XR SKATE LINEUP, ENGINEERED TO ELEVATE EVERY STRIDE AND TURN. LEADING THE CHARGE, THE TACKS XR IS AN NHL CALIBER FORCE, FEATURING OUR REVOLUTIONARY RFM POWER COMPOSITE FOR ENHANCED DURABILITY AND THE SIGNATURE TACKS STIFFNESS PROFILE. BENEFIT FROM AMPLIFIED POWER AND EXPLOSIVENESS IN EVERY STRIDE, DRIVEN BY THE ONE-PIECE BOOT CONSTRUCTION AND A NEW TO TACKS INTERNAL ATTACKING PITCH THAT MAKES YOU QUICKER ON YOUR TOES, READY TO ACCELERATE AND REACT LIKE NEVER BEFORE.

SIGNIFICANT IMPROVEMENTS HAVE ALSO BEEN MADE FOR THE XR90 AND XR80, THROUGH THE NEW CORE BOOT TECHNOLOGY. EXPERIENCE THE ULTIMATE PERFORMANCE FEEL, TAILORED COMFORT, AND UNMATCHED LIGHTNESS IN THE EVOLVED CCM ONE-PIECE BOOT CONSTRUCTION.



TECH 001

TACKS XR90: PREMIUM SKATE WITH ELITE SPECS

BUILT WITH THE NEW CORE TECHNOLOGY, DELIVERING THE ULTIMATE PERFORMANCE FIT & FEEL, THE XR90 FEATURES ELITE LEVEL BLACK COATED RUNNERS,, WITH PREMIUM ADAPT TONGUE AND TENDON COMPONENTS.

TECH 001

TACKS XR80: COMFORT MEETS PERFORMANCE

BUILT WITH THE NEW CORE TECHNOLOGY, DELIVERING THE ULTIMATE PERFORMANCE FIT & FEEL, THE XR80 PROVIDES UNMATCHED OUT OF THE BOX COMFORT AND PERFORMANCE.



NEW

SKXR TACKS XR SKATES

HEAT MOLDABLE

SIZES	SR	11 - 12.5	REGULAR	FULL/HALF	\$
	SR	7 - 10.5	TAPERED, REGULAR, WIDE	FULL/HALF	\$
	INT	4 - 6.5	TAPERED, REGULAR, WIDE	FULL/HALF	\$
	YT	SEE PAGE 46			

BOOT
MATERIAL

RFM POWER COMPOSITE

NHL-caliber lightweight composite material, with enhanced durability and Tacks stiffness profile. Higher in-step volume, delivers a more generous fit in the midfoot. Amplified power from every stride with CCM's One-Piece Boot construction, and an increased pitch angle for a more aggressive stance.

LINER

TOTALDRI PRO

High-performance moisture-wicking material keeps feet dry and skates light, while antimicrobial treatment fights odor and bacteria.

ANKLE PADDING
& COMFORT

ADPT MEMORY FOAM AND SEAMLESS COMFORT

Multi-layered configuration with denser ADPT Memory Foam ankle pads creates a comfortable and snug skate interior.

TONGUE

ADPT COMFORT TONGUE

Molded core, ADPT Memory foam wrap your foot for ultimate feel and comfort. FlexMotion lace-bite design maximizes forward flexion.

FOOTBED

MOLDED FOOTBED WITH ADPT MEMORY FOAM

Ultra-lightweight comfort while providing maximum feedback to the player. Molded fit for optimal foot positioning.

HOLDER

SPEEDBLADE XS WITH ENHANCED DIAL

Quick-release holder and blade lock system featuring improved dial, for easier grip and quicker runner changes on the fly.

RUNNER

STEP STEEL

Highest quality standards steel with precise profile and thickness for better edge control. +4mm height over standard runners for more longevity.

SKXR - LAUNCH DATE

NEW

SKXR90 TACKS XR90 SKATES

HEAT MOLDABLE

SIZES	SR	11 - 12.5	REGULAR	FULL/HALF	\$
	SR	7 - 10.5	REGULAR, WIDE	FULL/HALF	\$
	INT	4 - 6.5	REGULAR, WIDE	FULL/HALF	\$
	JR	SEE PAGE 43		YT	SEE PAGE 46

BOOT
MATERIAL

CORE TECHNOLOGY

Experience the future of skating through the new CORE BOOT.

Close to foot feel, One-Piece boot power transfers, Reactive lightweight materials and an Ergonomic shape come together to deliver the ultimate performance

LINER

TOTALDRI PRO

High-performance moisture-wicking material keeps feet dry and skates light, while antimicrobial treatment fights odor and bacteria.

ANKLE PADDING
& COMFORT

ADPT MEMORY FOAM AND SEAMLESS COMFORT

Multi-layered configuration with denser ADPT Memory Foam ankle pads creates a comfortable and snug skate interior.

TONGUE

ADPT COMFORT TONGUE

Molded core, ADPT Memory foam wrap your foot for ultimate feel and comfort. FlexMotion lace-bite design maximizes forward flexion.

FOOTBED

MOLDED CCM ORTHOLITE

Ultra-lightweight, molded fit, and enhanced comfort.

HOLDER

SPEEDBLADE XS

CCM quick-release holder with metal pin blade lock system.

RUNNER

XS1 PRO BLACK STAINLESS

Taller blade (+4mm over a standard runner), with the new XS1 Pro Black coating. Giving you better attack angles and improved longevity while the stainless steel provides a long-lasting edge, all for improved skating performance.

SKXR90 - LAUNCH DATE



NEW

SKXR80
TACKS XR80
SKATES

HEAT MOLDABLE

SIZES	SR	11 - 12.5	REGULAR	FULL/HALF	\$
	SR	7 - 10.5	TAPERED, REGULAR, WIDE	FULL/HALF	\$
	INT	4 - 6.5	TAPERED, REGULAR, WIDE	FULL/HALF	

CORE TECHNOLOGY
Experience the future of skating through the new CORE BOOT.

Close to foot feel, One-Piece boot power transfers, Reactive lightweight materials and an Ergonomic shape come together to deliver the ultimate performance

TOTALDRI PRO
High-performance moisture-wicking material keeps feet dry and skates light, while antimicrobial treatment fights odor and bacteria.

ADPT MEMORY FOAM AND SEAMLESS COMFORT
Multi-layered configuration with denser ADPT Memory Foam ankle pads creates a comfortable and snug skate interior.

7MM FELT TONGUE WITH INJECTED LACEBITE
Dual-layer construction with injected lacebite protection.

MOLDED CCM ORTHOLITE
Ultra-lightweight, molded fit, and enhanced comfort.

SPEEDBLADE XS
CCM quick-release holder with metal pin blade lock system.

XS1 PRO STAINLESS
Taller blade (+4mm over a standard runner) gives you better attack angles and improved longevity while the stainless steel provides a long-lasting edge, all for improved skating performance.

NEW

SKXR70
TACKS XR70
SKATES

HEAT MOLDABLE

SIZES	SR	11 - 12.5	REGULAR	FULL/HALF	\$
	SR	7 - 10.5	REGULAR, WIDE	FULL/HALF	\$
	INT	4 - 6.5	REGULAR, WIDE	FULL/HALF	
	JR	SEE PAGE 43			

SYNTHETIC COMFORT
Ergonomic fit, in a lightweight, durable boot. Players get more direct energy transfer and a closer fit for faster strides. Built with CCM'S One-Piece Boot technology, amplifying power transfers and explosiveness in every stride.

TOTALDRI PRO
High-performance moisture-wicking material keeps feet dry and skates light, with superior odor protection. The thickness wraps the foot smoothly and is resistant over time.

ADPT MEMORY FOAM AND SEAMLESS COMFORT
Multi-layered configuration with denser ADPT Memory Foam ankle pads creates a comfortable and snug skate interior.

7MM FELT TONGUE WITH INJECTED LACEBITE
Dual-layer construction with injected lacebite protection.

CCM ORTHOLITE
Ultra-lightweight and enhanced comfort.

SPEEDBLADE XS
CCM quick-release holder with metal pin blade lock system.

CCM XS1
Stainless steel runner.



NEW

SKXR90 TACKS XR90 - JR SKATES

HEAT MOLDABLE

SIZES JR 1 - 3.5 REGULAR FULL/HALF \$

NEW

SKXR70 TACKS XR70 - JR SKATES

HEAT MOLDABLE

SIZES JR 1 - 3.5 REGULAR FULL/HALF \$

BOOT MATERIAL

CORE TECHNOLOGY

Experience the future of skating through the new CORE BOOT.

Close to foot feel, One-Piece boot power transfers, Reactive lightweight materials and an Ergonomic shape come together to deliver the ultimate performance

QUARTER PACKAGE

SYNTHETIC COMFORT

Ergonomic fit, in a lightweight, durable boot. Players get more direct energy transfer and a closer fit for faster strides. Built with CCM'S One-Piece Boot technology, amplifying power transfers and explosiveness in every stride.

LINER

TOTALDRI PRO

High-performance moisture-wicking material keeps feet dry and skates light, while antimicrobial treatment fights odor and bacteria.

ANKLE PADDING & COMFORT

ADPT MEMORY FOAM AND SEAMLESS COMFORT

Multi-layered configuration with denser ADPT Memory Foam ankle pads creates a comfortable and snug skate interior.

ANKLE PADDING & COMFORT

ADPT MEMORY FOAM AND SEAMLESS COMFORT

Multi-layered configuration with denser ADPT Memory Foam ankle pads creates a comfortable and snug skate interior.

TONGUE

7MM FELT TONGUE WITH INJECTED LACEBITE

Dual-layer construction with injected lacebite protection.

TONGUE

ADPT COMFORT TONGUE

Molded core, ADPT Memory foam wrap your foot for ultimate feel and comfort. FlexMotion lace-bite design maximizes forward flexion.

FOOTBED

CCM ORTHOLITE

Ultra-lightweight and enhanced comfort.

FOOTBED

MOLDED CCM ORTHOLITE

Ultra-lightweight, molded fit, and enhanced comfort.

HOLDER

SPEEDBLADE XS

CCM quick-release holder with metal pin blade lock system.

HOLDER

SPEEDBLADE XS

CCM quick-release holder with metal pin blade lock system.

RUNNER

CCM XS1

Stainless steel runner.

RUNNER

XS1 PRO BLACK STAINLESS

Taller blade (+4mm over a standard runner), with the new XS1 Pro Black coating. Giving you better attack angles and improved longevity while the stainless steel provides a long-lasting edge, all for improved skating performance.

SKXR90 - JR - LAUNCH DATE

SKXR70 - JR - LAUNCH DATE



SKFT8P
JETSPEED FT8 PRO - JR
SKATES

HEAT MOLDABLE

SIZES JR 1 - 3.5 REGULAR FULL/HALF \$

SK890
JETSPEED FT890 - JR
SKATES

HEAT MOLDABLE

SIZES JR 1 - 3.5 REGULAR FULL/HALF \$

BOOT MATERIAL	RFM COMPOSITE BLEND WITH SUPER SKIN Optimized stiffness and long-term durability. With dark chrome graphics that creates a rich look - just like the pros! Built with CCM'S One-Piece Boot technology, amplifying power transfers and explosiveness in every stride.	BOOT MATERIAL	RFM COMPOSITE BLEND Optimized stiffness and long-term durability. Built with CCM'S One-Piece Boot technology, amplifying power transfers and explosiveness in every stride.
LINER	TOTALDRI PRO High-performance moisture-wicking material keeps feet dry and skates light, while antimicrobial treatment fights odor and bacteria.	LINER	TOTALDRI PRO High-performance moisture-wicking material keeps feet dry and skates light, with superior odor protection. The thickness wraps the foot smoothly and is resistant over time.
ANKLE PADDING & COMFORT	ADPT MEMORY FOAM AND SEAMLESS COMFORT Multi-layered configuration with denser ADPT Memory Foam ankle pads creates a comfortable and snug skate interior.	ANKLE PADDING & COMFORT	ADPT MEMORY FOAM AND SEAMLESS COMFORT Multi-layered configuration with denser ADPT Memory Foam ankle pads creates a comfortable and snug skate interior.
TONGUE	ADPT COMFORT TONGUE WITH RIBBED CENTER CHANNEL Molded core, ADPT Memory foam and new ribbed central channel wrap your foot for ultimate feel and comfort. FlexMotion lace-bite design maximizes forward flexion.	TONGUE	5MM FELT TONGUE WITH INJECTED LACEBITE Dual-layer construction with injected lacebite protection.
FOOTBED	MOLDED CCM ORTHOLITE WITH GRIP PRINT Ultra-lightweight, molded fit, and enhanced comfort.	FOOTBED	MOLDED CCM ORTHOLITE Ultra-lightweight, molded fit, and enhanced comfort.
HOLDER	SPEEDBLADE XS CCM quick-release holder with metal pin blade lock system.	HOLDER	SPEEDBLADE XS CCM quick-release holder with metal pin blade lock system.
RUNNER	STEP BLACKSTEEL Highest quality standards steel with Diamond-Like Carbon (DLC) coating for superior glide and edge life. +4mm height over standard runners for more longevity. for more longevity.	RUNNER	XS1 PRO STAINLESS Taller blade (+4mm over a standard runner) gives you better attack angles and improved longevity while the stainless steel provides a long-lasting edge, all for improved skating performance.



SK870
JETSPEED FT870 - JR
 SKATES

SIZES JR 1 - 3.5 REGULAR, WIDE FULL/HALF \$



SK860
JETSPEED FT860 - JR
 SKATES

SIZES JR 1 - 3.5 REGULAR FULL/HALF \$

BOOT
MATERIAL

SYNTHETIC COMPOSITE

Ergonomic fit, in a lightweight, durable boot with additional support.

BOOT
MATERIAL

SYNTHETIC COMPOSITE

Ergonomic fit, in a lightweight, durable boot.

ANKLE PADDING
& COMFORT

ADPT MEMORY FOAM

Multi-layered configuration with denser ADPT Memory Foam ankle pads creates a comfortable and snug skate interior.

ANKLE PADDING
& COMFORT

ADPT MEMORY FOAM

Multi-layered configuration with denser ADPT Memory Foam ankle pads creates a comfortable and snug skate interior.

TONGUE

5MM FELT TONGUE WITH INJECTED LACEBITE

Single layer construction with injected lacebite protection.

TONGUE

5MM FELT TONGUE WITH 3D MESH LACEBITE

Single layer construction with lacebite protection.

FOOTBED

CCM ORTHOLITE

Ultra-lightweight and enhanced comfort.

FOOTBED

CCM ORTHOLITE

Ultra-lightweight and enhanced comfort.

HOLDER

SPEEDBLADE XS

CCM quick-release holder with metal pin blade lock system.

HOLDER

CCM SPEEDBLADE

Sturdy holder with optimal flex profile.

RUNNER

CCM XS1

Stainless steel runner.

RUNNER

PRE-SHARPENED STAINLESS STEEL RUNNERS

Stainless steel runner pre-sharpened for added convenience and ready to use.



SIZE
13 - 13.5



SIZE
8 - 12.5

NEW
SKXR / SKXRY
TACKS XR – YTH
SKATES

SIZES	YT	8 - 10	REGULAR	FULL	\$
		11 - 13.5	REGULAR	FULL/HALF	

BOOT MATERIAL	SYNTHETIC COMPOSITE WITH CUSTOM COLOR DECALS	Durable boot with extra reinforcement to provide necessary support and flex for the kids. Includes four color custom decal options to tailor the boot graphic to your team!
LINER, COMFORT & ANKLE PADDING	SUBLIMATED HD MICROFIBER LINER WITH COMFORTABLE ANKLE PADS	Sublimated liner gives the skate a technical, welcoming interior while the ankle pads positioning provides a good balance between comfort and necessary support to learn to skate.
TONGUE	ADPT COMFORT TONGUE WITH 3D MESH LACEBITE	Molded core, ADPT Memory foam and 5mm felt wrap your foot for ultimate feel and comfort. FlexMotion lace-bite design maximizes forward flexion.
FOOTBED	MOLDED CCM ORTHOLITE	Ultra-lightweight, molded fit, and enhanced comfort.
HOLDER & RUNNER	SIZE 8-12.5:	Sturdy holder with black coated runner for maximum stability and awesome looks.
	SIZE 13-13.5:	Quick release holder with XSI Pro Black runners, black coating and 4mm taller height over standard runners.

SKXR - YT - LAUNCH DATE



NEW
SKXR90
TACKS XR90 - YTH
SKATES

SIZES	YT	8 - 10	REGULAR	FULL	\$
		11 - 13.5	REGULAR	FULL/HALF	

BOOT MATERIAL	SYNTHETIC COMPOSITE WITH CUSTOM COLOR DECALS	Durable boot with extra reinforcement to provide necessary support and flex for the kids. Includes four color custom decal options to tailor the boot graphic to your team!
LINER, COMFORT & ANKLE PADDING	HD MICROFIBER LINER WITH COMFORTABLE ANKLE PADS	Ankle pads positioning provides a good balance between comfort and necessary support to learn to skate.
TONGUE	5MM FELT TONGUE WITH 3D MESH LACEBITE	Single layer construction with lacebite protection.
FOOTBED	CCM ORTHOLITE	Ultra-lightweight and enhanced comfort.
HOLDER & RUNNER	CCM SPEEDBLADE WITH STAINLESS STEEL PRE-SHARPENED RUNNERS	Sturdy holder with pre-sharpened runners for added convenience and ready to use.

SKXR90 - YT - LAUNCH DATE

SIZE
13 - 13.5**SKFT8P**
JETSPEED FT8 PRO - YTH
SKATESSIZES YT 8 - 10 11 - 13.5
REGULAR FULL
REGULAR FULL/HALF \$

BOOT MATERIAL	SYNTHETIC COMPOSITE WITH FAUX CARBON SKIN	Durable boot with extra reinforcement to provide necessary support and flex for the kids. Chrome and graphics to look like the pros!
LINER, COMFORT & ANKLE PADDING	SUBLIMATED HD MICROFIBER LINER WITH COMFORTABLE ANKLE PADS	Sublimated liner gives the skate a technical, welcoming interior while the ankle pads positioning provides a good balance between comfort and necessary support to learn to skate.
TONGUE	ADPT COMFORT TONGUE WITH 3D MESH LACEBITE	Molded core, ADPT Memory foam and 5mm felt wrap your foot for ultimate feel and comfort. FlexMotion lace-bite design maximizes forward flexion.
FOOTBED	MOLDED CCM ORTHOLITE	Ultra-lightweight, molded fit to keep the foot in place, and enhanced comfort.
HOLDER & RUNNER	SIZE 8-12.5 CCM SPEEDBLADE WITH BLACK COATED RUNNER	Sturdy holder with black coated runner for maximum stability and awesome looks.
	SIZE 13-13.5 SPEEDBLADE XS WITH STEP STEEL RUNNER	Quick release holder with STEP STEEL highest quality standards and 4mm taller height over standard runners.

SIZE
8 - 12.5**SK890**
JETSPEED FT890 - YTH
SKATESSIZES YT 6 - 10 11 - 13.5
REGULAR FULL
REGULAR FULL/HALF \$

BOOT MATERIAL	SYNTHETIC COMPOSITE WITH FAUX CARBON SKIN	Durable boot with extra reinforcement to provide necessary support and flex for the kids.
LINER, COMFORT & ANKLE PADDING	HD MICROFIBER LINER WITH COMFORTABLE ANKLE PADS	Ankle pads positioning provides a good balance between comfort and necessary support to learn to skate.
TONGUE	5MM FELT TONGUE WITH 3D MESH LACEBITE	Single layer construction with lacebite protection.
FOOTBED	CCM ORTHOLITE	Ultra-lightweight and enhanced comfort.
HOLDER & RUNNER	CCM SPEEDBLADE WITH STAINLESS STEEL PRE-SHARPENED RUNNERS	Sturdy holder with pre-sharpened runners for added convenience and ready to use.





SKFT8P
JETSPEED FT8 PRO
SKATES

HEAT MOLDABLE

SIZES	SR	7 - 12.5	TAPERED, REGULAR, WIDE	FULL/HALF	\$
	INT	4 - 6.5	TAPERED, REGULAR, WIDE	FULL/HALF	\$
	JR	SEE PAGE 44			
	YT	SEE PAGE 47			

SKFT8
JETSPEED FT8
SKATES

HEAT MOLDABLE

SIZES	SR	7 - 12.5	TAPERED, REGULAR, WIDE	FULL/HALF	\$
	INT	4 - 6.5	TAPERED, REGULAR, WIDE	FULL/HALF	\$

BOOT
MATERIAL

FORS™ COMPOSITE - JETSPEED STIFFNESS PROFILE

Exclusive to CCM Hockey, FORS composite premium materials are weaved together with a high-end core. The rigidity improves the weight-to-stiffness ratio for agility and long-lasting performance. Built with CCM'S One-Piece Boot technology, amplifying power transfers in every stride, and an increased pitch angle for a more aggressive stance.

BOOT
MATERIAL

MOLDED RFM COMPOSITE

NHL-caliber composite material, lightweight, with enhanced durability. Built with CCM'S One-Piece Boot technology, amplifying power transfers in every stride, and an increased pitch angle for a more aggressive stance.

LINER

TOTALDRI PRO

High-performance moisture-wicking material keeps feet dry and skates light, while antimicrobial treatment fights odor and bacteria.

LINER

TOTALDRI PRO

High-performance moisture-wicking material keeps feet dry and skates light, while antimicrobial treatment fights odor and bacteria.

ANKLE PADDING
& COMFORT

ADPT MEMORY FOAM AND SEAMLESS COMFORT

Multi-layered configuration with denser ADPT Memory Foam ankle pads creates a comfortable and snug skate interior. Secured and natural foot position to avoid long term fatigue.

ANKLE PADDING
& COMFORT

ADPT MEMORY FOAM AND SEAMLESS COMFORT

Multi-layered configuration with denser ADPT Memory Foam ankle pads creates a comfortable and snug skate interior. Secured and natural foot position to avoid long term fatigue.

TONGUE

ADPT COMFORT TONGUE WITH RIBBED CENTER CHANNEL

Molded core, ADPT Memory foam and new ribbed central channel wrap your foot for ultimate feel and comfort. FlexMotion lace-bite design maximizes forward flexion.

TONGUE

ADPT COMFORT TONGUE

Molded core, ADPT Memory foam wrap your foot for ultimate feel and comfort. FlexMotion lace-bite design maximizes forward flexion.

FOOTBED

MOLDED FOOTBED WITH ADPT MEMORY FOAM

Ultra-lightweight comfort while providing maximum feedback to the player. Molded fit for optimal foot positioning - with heel grip to keep it there.

FOOTBED

MOLDED FOOTBED WITH ADPT MEMORY FOAM

Ultra-lightweight comfort while providing maximum feedback to the player. Molded fit for optimal foot positioning.

HOLDER

SPEEDBLADE XS WITH ENHANCED DIAL

Quick-release holder and blade lock system featuring improved dial, for easier grip and quicker runner changes on the fly.

HOLDER

SPEEDBLADE XS WITH ENHANCED DIAL

Quick-release holder and blade lock system featuring improved dial, for easier grip and quicker runner changes on the fly.

RUNNER

STEP BLACKSTEEL

Highest quality standards steel with Diamond-Like Carbon (DLC) coating for superior glide and edge life. *4mm height over standard runners for more longevity.

RUNNER

STEP STEEL

Highest quality standards steel with precise profile and thickness for better edge control. *4mm height over standard runners for more longevity.



SK890 JETSPEED FT890 SKATES

(HEAT MOLDABLE)

SIZES	SR	7 - 11.5	REGULAR, WIDE	FULL/HALF	\$
	INT	4 - 6.5	REGULAR, WIDE	FULL/HALF	\$
	JR	SEE PAGE 44			
	YT	SEE PAGE 47			

BOOT MATERIAL

RFM COMPOSITE BLEND WITH SUPER SKIN

Optimized stiffness and long-term durability. With dark chrome graphics that creates a rich look - just like the pros! Built with CCM'S One-Piece Boot technology, amplifying power transfers in every stride, and an increased pitch angle for a more aggressive stance.

LINER

TOTALDRI PRO

High-performance moisture-wicking material keeps feet dry and skates light, with superior odor protection. The thickness wraps the foot smoothly and is resistant over time.

ANKLE PADDING & COMFORT

ADPT MEMORY FOAM AND SEAMLESS COMFORT

Multi-layered configuration with denser ADPT Memory Foam ankle pads creates a comfortable and snug skate interior. Secured and natural foot position to avoid long term fatigue.

TONGUE

ADPT COMFORT TONGUE

Molded core, ADPT Memory foam wrap your foot for ultimate feel and comfort. FlexMotion lace-bite design maximizes forward flexion.

FOOTBED

MOLDED CCM ORTHOLITE

Ultra-lightweight, molded fit, and enhanced comfort.

HOLDER

SPEEDBLADE XS

CCM quick-release holder with metal pin blade lock system.

RUNNER

STEP STEEL

Highest quality standards steel with precise profile and thickness for better edge control. +4mm height over standard runners for more longevity.



SK880 JETSPEED FT880 SKATES

(HEAT MOLDABLE)

SIZES	SR	7 - 11.5	REGULAR, WIDE	FULL/HALF	\$
	INT	4 - 6.5	REGULAR, WIDE	FULL/HALF	\$

BOOT MATERIAL

SYNTHETIC COMPOSITE

Ergonomic fit, in a lightweight, durable boot with additional support. Built with CCM'S One-Piece Boot technology, amplifying power transfers in every stride, and an increased pitch angle for a more aggressive stance.

LINER

TOTALDRI PRO

High-performance moisture-wicking material keeps feet dry and skates light, with superior odor protection. The thickness wraps the foot smoothly and is resistant over time. Built with CCM'S One-Piece Boot technology, amplifying power transfers in every stride, and an increased pitch angle for a more aggressive stance.

ANKLE PADDING & COMFORT

ADPT MEMORY FOAM AND SEAMLESS COMFORT

Multi-layered configuration with denser ADPT Memory Foam ankle pads creates a comfortable and snug skate interior.

TONGUE

7MM FELT TONGUE WITH INJECTED LACEBITE

Dual-layer construction with injected lacebite protection.

FOOTBED

MOLDED CCM ORTHOLITE

Ultra-lightweight, molded fit, and enhanced comfort.

HOLDER

SPEEDBLADE XS

CCM quick-release holder with metal pin blade lock system.

RUNNER

XS1 PRO STAINLESS

Taller blade (+4mm over a standard runner) gives you better attack angles and improved longevity while the stainless steel provides a long-lasting edge, all for improved skating performance



SK870 JETSPEED FT870 SKATES

HEAT MOLDABLE

SIZES	SR	7 - 12.5	REGULAR, WIDE	FULL/HALF	\$
	INT	4 - 6.5	REGULAR, WIDE	FULL/HALF	\$
	JR	SEE PAGE 45			



SK860 JETSPEED FT860 SKATES

HEAT MOLDABLE

SIZES	SR	7 - 12.5	REGULAR, WIDE	FULL/HALF	\$
	INT	4 - 6.5	REGULAR, WIDE	FULL/HALF	\$
	JR	SEE PAGE 45			

BOOT
MATERIAL

SYNTHETIC COMPOSITE

Ergonomic fit, in a lightweight, durable boot with additional support.

LINER

HD MICROFIBER

High resistance to wear with added EVA layer delivering fit and comfort deeper into the boot.

ANKLE PADDING
& COMFORT

ADPT MEMORY FOAM

Multi-layered configuration with denser ADPT Memory Foam ankle pads creates a comfortable and snug skate interior.

TONGUE

7MM FELT TONGUE WITH INJECTED LACEBITE

Single layer construction with injected lacebite protection.

FOOTBED

CCM ORTHOLITE

Ultra-lightweight and enhanced comfort.

HOLDER

SPEEDBLADE XS

CCM quick-release holder with metal pin blade lock system.

RUNNER

CCM XS1

Stainless steel runner.

BOOT
MATERIAL

2D INJECTED

Ergonomic fit, in a lightweight, durable boot.

LINER

HD MICROFIBER

High resistance to wear with added EVA layer delivering fit and comfort deeper into the boot.

ANKLE PADDING
& COMFORT

ADPT MEMORY FOAM

Multi-layered configuration with denser ADPT Memory Foam ankle pads creates a comfortable and snug skate interior.

TONGUE

7MM FELT TONGUE WITH 3D MESH LACEBITE

Single layer construction with lacebite protection.

FOOTBED

CCM ORTHOLITE

Ultra-lightweight and enhanced comfort.

HOLDER

CCM SPEEDBLADE

Sturdy holder with optimal flex profile.

RUNNER

PRE-SHARPENED STAINLESS STEEL RUNNERS

Stainless steel runner pre-sharpened for added convenience and ready to use.



FTW SKATES

SKFTW25
JETSPEED FTW
SKATES

HEAT MOLDABLE

SIZES SR 3 - 7.5 REGULAR FULL/HALF \$

BOOT MATERIAL	2D METAFRAME FTW Fit specially crafted for women's feet with optimal flex and support necessary for maximum performance.
LINER	TOTALDRI PRO High-performance moisture-wicking material keeps feet dry and skates light, while antimicrobial treatment fights odor and bacteria.
ANKLE PADDING & COMFORT	ADPT MEMORY FOAM AND SEAMLESS COMFORT Multi-layered configuration with denser ADPT Memory Foam ankle pads creates a comfortable and snug skate interior. Secured and natural foot position to avoid long term fatigue.
TONGUE	ADPT COMFORT TONGUE WITH RIBBED CENTER CHANNEL Molded core, ADPT Memory foam and new ribbed central channel wrap your foot for ultimate feel and comfort. FlexMotion lace-bite design maximizes forward flexion.
FOOTBED	FTW EXCLUSIVE MOLDED FOOTBED WITH ADPT MEMORY FOAM Footbed designed specifically for female foot positioning. Higher arch support and optimized location.
HOLDER	SPEEDBLADE XS CCM quick-release holder with metal pin blade lock system.
RUNNER	STEP STEEL Highest quality standards steel with precise profile and thickness for better edge control. +4mm height over standard runners for more longevity.



SKNEXT24
CCM NEXT
SKATES

SIZES	SR	7 - 13	REGULAR	FULL	\$
	INT	4 - 6	REGULAR	FULL	\$
	JR	1 - 3	REGULAR	FULL	



SKNEXT24
CCM NEXT - YT
SKATES

SIZES	YT	6 - 13	REGULAR	FULL	\$
-------	----	--------	---------	------	----

QUARTER
PACKAGE

3D INJECTED BOOT

Ergonomic boot-shaping system for great comfort and new texturized finish for improved durability.

QUARTER
PACKAGE

INJECTED CORE WITH MESH SKIN GRAPHIC

Comfortable and durable boot construction, with modern graphic design for added style points.

LINER &
COMFORT

HD MICROFIBER WITH COMFORT PAD

High resistance to wear with EVA foam layer and added comfort pad at the boot cut, delivering improved fit and comfort.

ANKLE PADDING
& COMFORT

MEMORY FOAM WITH COMFORT PAD

ADPT Memory foam around the ankles and added comfort pad at the boot cut provide an improved fit for happier skaters.

TONGUE

FELT TONGUE

7mm felt with added foam core for comfort and protection.

TONGUE

DUAL-LAYER CONSTRUCTION

5mm felt with added 4mm foam core reinforcement for comfort and protection, improved construction for enhanced forward flexion.

FOOTBED

CCM FOOTBED

Provides support and comfort.

FOOTBED

KID SIZING ZONE

It's never been easier to fit tiny feet, providing young players with excellent support and comfort.

HOLDER

CCM SPEEDBLADE

Sturdy holder with optimal flex profile.

HOLDER /
RUNNER

**CCM SPEEDBLADE WITH STAINLESS STEEL
PRE-SHARPENED RUNNERS**

Sturdy holder with pre-sharpened runners for added convenience and ready to use.

RUNNER

PRE-SHARPENED STAINLESS STEEL RUNNERS

Stainless steel runner pre-sharpened for added convenience and ready to use.



CCM PRO PULSE INSOLES

NEW

ENGINEERED TO ENHANCE YOUR ON-ICE PERFORMANCE, THE NEW CCM PRO PULSE INSOLES ENHANCE FIT & STABILITY, MAXIMIZE ENERGY TRANSFERS, AND ALLOW FOR CUSTOM ARCH COMFORT. ELEVATE YOUR GAME, SHIFT AFTER SHIFT.

TECH 001

ENHANCE FIT AND STABILITY

HEEL CUP WITH MEMORY FOAM DRIVES COMFORT, A LOCKED-IN FIT, AND THERMOFORMABILITY

TECH 002

MAXIMIZE ENERGY TRANSFERS

RIGID CARBON FIBER BASE ELIMINATES ENERGY LOSS, PROVIDING MORE DIRECT POWER TRANSFERS

TECH 003

PERSONALIZE YOUR FIT

ADJUSTABLE ARCH INSERTS ENABLE AN INSOLE TAILORED TO YOUR NEEDS

INSOLE SIZE	SMALL	MEDIUM	LARGE	X-LARGE
SKATE SIZE	4 - 5.5	6 - 7.5	8 - 9.5	10 - 12.5



SKATE SIZING CHART

MEN'S US SHOE SIZE	YT	SHOE SIZE	9.5	10.5	11.5	12.5	13.0	13.5	1.0	1.5	2.0				
		SKATE SIZE	8.0	9.0	10.0	11.0	11.5	12.0	12.5	13	1.5				
	JR	SHOE SIZE	2.5	3.0	3.5	4.0	4.5	5.0							
		SKATE SIZE	1.0	1.5	2.0	2.5	3.0	3.5							
	INT	SHOE SIZE	5.5	6.0	6.5	7.0	7.5	8.0							
		SKATE SIZE	4.0	4.5	5.0	5.5	6.0	6.5							
	SR	SHOE SIZE	8.5	9.0	9.5	10.0	10.5	11.0	11.5	12.0	12.5	13.0	13.5	14.0	14.5
		SKATE SIZE	7.0	7.5	8.0	8.5	9.0	9.5	10.0	10.5	11.0	11.5	12.0	12.5	13.0

WOMEN'S US SHOE SIZE	YT	SHOE SIZE	11.0	12.0	13.0	1.0	1.5	2.0	2.5	3.0	3.5				
		SKATE SIZE	8.0	9.0	10.0	11.0	11.5	12.0	12.5	13	1.5				
	JR	SHOE SIZE	4.0	4.5	5.0	5.5	6.0	6.5							
		SKATE SIZE	1.0	1.5	2.0	2.5	3.0	3.5							
	INT	SHOE SIZE	7.0	7.5	8.0	8.5	9.0	9.5							
		SKATE SIZE	4.0	4.5	5.0	5.5	6.0	6.5							
	SR	SHOE SIZE	10.0	10.5	11.0	11.5	12.0	12.5	13.0	13.5	14.0	14.5	15.0	15.5	16.0
		SKATE SIZE	7.0	7.5	8.0	8.5	9.0	9.5	10.0	10.5	11.0	11.5	12.0	12.5	13.0



STEP BLADES

STEP BLADES ARE MADE WITH PREMIUM GRADE STEEL, HELPING PLAYERS BENEFIT FROM A PHENOMENAL GLIDE AND AN OUTSTANDING EDGE QUALITY. STEP BLADES ARE THE MOST TRUSTED IN HOCKEY.

THE COMBINATION OF THE CCM ONE-PIECE BOOT, CCM XS HOLDER AND STEP BLADES CREATE THE ULTIMATE CONNECTION BETWEEN YOU AND THE ICE.



RXSSTEPB STEP BLACKSTEEL - XS HOLDER
+4MM POLISHED & CARBON-COATING / PAIR



RXSSTEPV STEP V-STEEL - XS HOLDER
+4MM POLISHED / PAIR



RSBSTEPB STEP BLACKSTEEL - SB HOLDER
+4MM POLISHED & CARBON-COATING / PAIR



RXSSTEP STEP STEEL - XS HOLDER
+4MM HEIGHT / PAIR



RSBSTEP STEP STEEL - SB HOLDER
+4MM HEIGHT / PAIR

BLADE LENGTH

XS HOLDER

SKATE SIZE	1	1.5	2	2.5	3	3.5	4	4.5	5	5.5	6	6.5	7	7.5	8	8.5	9	9.5	10	10.5	11	11.5	12	12.5	13
STEP BLACKSTEEL	215		221		230		238		247		255		263		271		280		287		295		304		-
STEP V-STEEL	215		221		230		238		247		255		263		271		280		287		295		304		-
STEP STEEL	215		221		230		238		247		255		263		271		280		287		295		304		312

SB HOLDER

SKATE SIZE	1	1.5	2	2.5	3	3.5	4	4.5	5	5.5	6	6.5	7	7.5	8	8.5	9	9.5	10	10.5	11	11.5	12	12.5	13
STEP BLACKSTEEL	215		221		230		238		247		255		263		271		280		287		295		304		-
STEP STEEL	215		221		230		238		247		255		263		271		280		287		295		304		-



RXSSP SPEEDBLADE XS STAINLESS
STAINLESS STEEL / PAIR



HSB SB +4.0 HOLDER
LEFT / RIGHT



HSBXS - REGULAR DIAL **SPEEDBLADE XS HOLDER**
HSBXSL - LARGE DIAL LEFT / RIGHT

BLADE LENGTH

SKATE SIZE	1	1.5	2	2.5	3	3.5	4	4.5	5	5.5	6	6.5	7	7.5	8	8.5	9	9.5	10	10.5	11	11.5	12	12.5	13
HOLDER SIZE	215		221		230		238		247		255		263		271		280		287		295		304		-
BLADE LENGTH	215		221		230		238		247		255		263		271		280		287		295		304		-



ACUPLU \$
SKATE OVEN



BRANNOK2 \$
BRANNOK 2.0



STEPKIT \$
STEP HONING
STONE &
CLOTH KIT



CCRXS \$
SPEEDBLADE XS
CARRYING CASE

Regular dial - XSHRS5 \$
Large dial - XSHRS5L \$

SPEEDBLADE XS HOLDER
REPLACEMENT PARTS
5 pairs



XSADPTC \$
PRO REPLACEMENT
TONGUES

ROLLER SKATES

INTRODUCING THE NEW JETSEED ROLLER LINEUP., FEATURING THREE REDESIGNED ROLLER SKATES. JETPSEED RETURNS TO ROLLER WITH STYLE, LED BY THE FT 890R

TECH 001

REVISION THE VARIANT WHEELS

EQUIPPED WITH THE REVISION VARIANT WHEELS, RESULTING IN ELITE SPEED, GRIP AND DURABILITY. A NEW AND IMPROVED SHAPE HELPS TO ENHANCE ROLL WHILE PROVIDING BETTER FLEX CONTROL FOR STOPS AND CUTS.



TECH 002

ONE-PIECE ALUMINUM CHASSIS

STURDY, RESISTANT ONE-PIECE ALUMINUM FRAME BOASTING A LIGHTWEIGHT, ALUMINUM CONSTRUCTION.



TECH 003

ABEC 9 BEARINGS

ABEC 9 ROLLER SKATE BEARINGS OFFER THE HIGHEST PRECISION AND TIGHTER TOLERANCES, RESULTING IN A SMOOTHER AND FASTER RIDE COMPARED TO LOWER ABEC RATINGS.





NEW

RHFT890 JETSPEED FT890R ROLLER SKATES

HEAT MOLDABLE

SIZES	SR	7 - 11	REGULAR	FULL/HALF	\$
	INT	4 - 6.5	REGULAR	FULL/HALF	\$

NEW

RHFT870 JETSPEED FT870R ROLLER SKATES

HEAT MOLDABLE

SIZES	SR	7 - 11	REGULAR	FULL/HALF	\$
	INT	4 - 6.5	REGULAR	FULL/HALF	\$

NEW

RHFT850 JETSPEED FT850R ROLLER SKATES

HEAT MOLDABLE

SIZES	SR	7 - 11	REGULAR	FULL	\$
	INT	4 - 6.5	REGULAR	FULL	\$
	JR	1 - 3	REGULAR	FULL	\$

BOOT
MATERIAL

RFM COMPOSITE BLEND WITH SUPER SKIN
Optimized stiffness and long-term durability, with the new CCM Jetspeed roller line graphics. Built with CCM'S One-Piece Boot technology, amplifying power transfers in every stride, and an increased pitch angle for a more aggressive stance.

BOOT
MATERIAL

SYNTHETIC COMPOSITE
Ergonomic fit, additional stiffness and support, lightweight and durable.

BOOT
MATERIAL

INJECTED BOOT
Ergonomic boot-shaping system for great comfort and new roller texturized finish for improved durability.

LINER

TOTALDRI PRO
High-performance moisture-wicking material keeps feet dry and skates light, with superior odor protection. The thickness wraps the foot smoothly and is resistant over time.

LINER

HD MICROFIBER
High resistance to wear with added EVA layer delivering fit and comfort deeper into the boot.

LINER &
COMFORT

HD MICROFIBER
High resistance to wear with added EVA layer delivering fit and comfort deeper into the boot.

ANKLE PADDING
& COMFORT

ADPT MEMORY FOAM AND SEAMLESS COMFORT
Multi-layered configuration with denser ADPT Memory Foam ankle pads creates a comfortable and snug skate interior. Secured and natural foot position to avoid long term fatigue.

ANKLE PADDING
& COMFORT

ADPT MEMORY FOAM
Multi-layered configuration with denser ADPT Memory Foam ankle pads creates a comfortable and snug skate interior.

TONGUE

7MM FELT TONGUE
Felt tongue with added foam core for comfort and protection.

TONGUE

FELT TONGUE WITH INJECTED LACEBITE
Single layer construction with injected lacebite protection.

TONGUE

F7MM FELT TONGUE WITH INJECTED LACEBITE
Single layer construction with injected lacebite protection.

FOOTBED

CCM FOOTBED
Provides support and comfort.

FOOTBED

MOLDED CCM ORTHOLITE
Ultra-lightweight, molded fit, and enhanced comfort.

FOOTBED

CCM ORTHOLITE
Ultra-lightweight and enhanced comfort.

CHASSIS

TWO PIECE STEEL HI-LO
Two-piece steel frame boasting strength and durability.

CHASSIS

ONE-PIECE ALUMINUM
Sturdy, resistant one-piece aluminum frame boasting a lightweight, aluminum construction.

CHASSIS

TWO PIECE ALUMINUM
Two-piece aluminum frame boasting a lightweight, ideal weight to strength ratio.

WHEELS

CCM ROLLER WHEELS
Staggered CCM wheel sizes, offering a balance of agility from the smaller wheels and speed from the larger wheels.

WHEELS

REVISION THE VARIANT
Equipped with the Revision Variant wheels, resulting in elite speed, grip and durability. A new and improved shape helps to enhance roll while providing better flex control for stops and cuts.

WHEELS

RIZON
Hi-Lo Rizon wheels, suitable for outdoor surfaces, enabling agility and speed through the staggered wheels setup.

BEARINGS

ABEC 5
Ideal bearings for recreational and intermediate skaters, offering a good balance of speed, and durability.

BEARINGS

ABEC 9
ABEC 9 roller skate bearings offer the highest precision and tighter tolerances, resulting in a smoother and faster ride compared to lower ABEC ratings.

BEARINGS

ABEC 7
ABEC 7 roller skate bearings offer great precision, suitable for high speeds and competitive play.

RHFT890 - LAUNCH DATE

RHFT870 - LAUNCH DATE

RHFT850 - LAUNCH DATE



SKXR
TACKS XR



SKXR90
TACKS XR90

KEY FEATURES

- RFM POWER COMPOSITE**
NHL-caliber composite material, lightweight, with enhanced durability and Tacks stiffness profile
- ADPT COMFORT TONGUE**
Molded core and ADPT Memory foam wrap your foot for ultimate feel and comfort
- STEP STEEL RUNNERS**
Premium steel with precise profile and thickness for better edge control. +4mm height over standard runners

KEY FEATURES

- CORE BOOT TECHNOLOGY**
Close to foot feel, One-Piece boot power transfers, reactive materials and an ergonomic shape.
- ADPT COMFORT TONGUE**
Molded core and ADPT Memory foam wrap your foot for ultimate feel and comfort
- XS1 PRO BLACK STAINLESS RUNNERS**
New XS1 Pro Black coating with precise profile and thickness for better edge control. +4mm height over standard runners



SKft8p
JETSPEED FT8 PRO



SKFT8
JETSPEED FT8



SK890
JETSPEED FT890

KEY FEATURES

- 3D MOLDED FORS™ JETSPEED COMPOSITE BOOT**
Improved responsiveness, pitch angle and weight-stiffness ratio. Game Ready Fit V3
- ADPT COMFORT TONGUE WITH RIBBED CENTER CHANNEL**
Molded core, ADPT Memory foam and new ribbed central channel wrap your foot for ultimate feel and comfort
- STEP BLACKSTEEL RUNNERS**
Premium steel with Diamond-Like Carbon (DLC) coating for superior glide and edge life. +4mm height over standard runners.

KEY FEATURES

- 3D MOLDED RFM COMPOSITE BOOT**
Game Ready Fit v3, improved pitch angle, better energy transfer, stiff and lightweight and improved performance
- ADPT COMFORT TONGUE**
Molded core and ADPT Memory foam wrap your foot for ultimate feel and comfort
- STEP STEEL RUNNERS**
Premium steel with precise profile and thickness for better edge control. +4mm height over standard runners.

KEY FEATURES

- 3D INJECTED RFM COMPOSITE BOOT**
Thermoformable for closer fit, improved pitch angle & performance
- ADPT COMFORT TONGUE**
Molded core and ADPT Memory foam wrap your foot for ultimate feel and comfort
- STEP STEEL RUNNERS**
Premium steel with precise profile and thickness for better edge control. +4mm height over standard runners.



SKFTW25
JETSPEED FTW

KEY FEATURES

- 2D METAFRAME FTW QUARTER PACKAGE**
Fit specially crafted for women's feet proportions with optimal stiffness and support necessary for maximum performance
- ADPT COMFORT TONGUE WITH RIBBED CHANNEL**
Molded core, ADPT Memory foam and new ribbed central channel wrap your foot for ultimate feel and comfort
- STEP STEEL RUNNERS**
Premium steel with precise profile and thickness for better edge control. +4mm height over standard runners.



**SKXR80
TACKS XR80**

CORE BOOT TECHNOLOGY

Close to foot feel, One-Piece boot power transfers, reactive materials and an ergonomic shape.

KEY FEATURES

7MM FELT TONGUE WITH INJECTED LACEBITE

Molded core construction with injected lacebite protection

XS1 PRO STAINLESS RUNNERS

Precise profile and thickness for better edge control. +4mm height over standard runners



**SKXR70
TACKS XR70**

SYNTHETIC OPB COMFORT

One-piece boot delivers direct energy transfers for faster strides in a lightweight, durable boot

KEY FEATURES

TOTALDRI PRO LINER

High-performance moisture-wicking material keeps feet dry, with superior odor protection

XS1 STAINLESS STEEL RUNNERS

Quick-release holder and bladelock system



**SK880
JETSPEED FT880**

3D INJECTED REINFORCED BOOT

Thermoformable for closer fit, improved pitch angle and texturized finish for added richness

KEY FEATURES

7MM FELT TONGUE WITH INJECTED LACEBITE

Dual-layer construction with injected lacebite protection

XS1 PRO STAINLESS RUNNERS

Precise profile and thickness for better edge control. +4mm height over standard runners.



**SK870
JETSPEED FT870**

2D METAFRAME QUARTER PACKAGE

Ergonomic fit, additional stiffness and support, lightweight and durable

KEY FEATURES

7MM FELT TONGUE WITH INJECTED LACEBITE

Single layer construction with injected lacebite protection

XS1 STAINLESS STEEL RUNNERS

Quick-release holder and bladelock system



**SK860
JETSPEED FT860**

2D QUARTER PACKAGE

Ergonomic fit, lightweight and durable

KEY FEATURES

7MM FELT TONGUE WITH 3D MESH LACEBITE

Single layer construction with lacebite protection

PRE-SHARPENED STAINLESS STEEL RUNNERS

Pre-sharpened for added convenience



CCM PERFORMANCE LAB

RESEARCH AND RETAIL DEVELOPMENT

AT CCM, WE ARE ALWAYS LOOKING TO PUSH INNOVATION. THE STICK CATEGORY RELIES ON ADVANCES IN MECHANICAL ENGINEERING TO ALLOW DATA DRIVEN PERFORMANCE.



74

R&D STUDIES

46 981

SHOTS ANALYSED

4 480

SLASHING/PASSING/STICKHANDLING
TASKS ANALYSED

699

PLAYERS

65

NHL PROS

132

NHL PROSPECTS

NANOLITE SHIELD

INTRODUCING CCM'S LATEST INNOVATION, NANOLITE SHIELD MAXIMIZES THE USE OF CARBON LAYERS IN VARYING THICKNESSES TO ACHIEVE DRASTIC WEIGHT REDUCTION WITHOUT COMPROMISING DURABILITY.

THE REENGINEERED CORE OF CCM'S STICK SHAFTS NOW INCORPORATES EXTREMELY LIGHT CARBON FIBER LAYERS STACKED BETWEEN TWO THICKER, STRONGER LAYERS TO ALLOW FOR IMPORTANT WEIGHT SAVINGS. WITH AN OUTER SHIELD COMPOSED OF UNIDIRECTIONAL CARBON FIBERS AND OUR ELITE SIGMA STP WEAVE, THE STICK IS PROTECTED FROM IN-GAME IMPACTS.

FEATURED IN THE JETSPEED FT6 PRO, THIS NEW DESIGN ENABLES THE STICK TO BE AS DURABLE AS ITS PREDECESSOR, ALL WHILE REDUCING WEIGHT BY AS MUCH AS 15 GRAMS.



ALUPLI COMPOSITE

KEY DETAILS:

- 1- THIN ALUMINUM PLIES MIXED WITH CARBON LAYERS CREATES A NEW CONCEPT OF **METAL / CARBON HYBRID CONSTRUCTION**
- 2- USED ON OUTWARD LAYERS OF THE SHAFT, ACTING AS A SLASH SHIELD THAT **LIMITS CRACKS PROPAGATION**


MAIN BENEFITS:

- 1- **IMPROVED SLASH TEST RESULTS** BY UP TO 8%
- 2- **REDUCED VISUAL DAMAGE** AND SUBSEQUENT CRACK PROPAGATION BY 20%

NEOSENSE

NEW WAY OF OPTIMIZING FEEL

INTRODUCING NEOSENSE, A JETSPEED UNIQUE HOSEL, ALLOWING PUCK FEEL TO MOVE UP THE SHAFT CREATING THE ULTIMATE FEELING STICK ON THE MARKET

X-SOFT  STIFF

NEOSENSE

JETSPEED FT9 PRO STICK

TECH 001

HYBRID KICKPOINT

BELOVED FLEX PROFILE AMONG PRO PLAYERS, CREATES A DYNAMIC HINGE EFFECT THAT OPTIMIZES ENERGY TRANSFER. IT DELIVERS THE PERFECT BALANCE OF SPEED AND RESPONSIVENESS, ALLOWING AN EFFORTLESS LOAD OF THE STICK FOR QUICK, POWERFUL RELEASES.

THE ALL-NEW JETSPEED FT9 PRO IS BUILT FOR PLAYERS WHO DEMAND ELITE PERFORMANCE IN EVERY ZONE. FEATURING THE INNOVATIVE NEOSENSE FUZE, EXCLUSIVE TO THE JETSPEED LINE, WHICH ENHANCES PUCK FEEL BY CHANNELING FEEDBACK FROM THE BLADE UP THROUGH THE SHAFT—DELIVERING THE MOST CONNECTED STICK EXPERIENCE ON THE MARKET.

AT THE BASE IS THE EVO BLADE, DESIGNED FOR TOTAL CONTROL. ITS X-SOFT HEEL OFFERS SUPERIOR PUCK HANDLING, WHILE THE STIFFENED TOE PROVIDES THE STABILITY AND PRECISION NEEDED FOR POWERFUL, ACCURATE SHOTS.

THE SHAFT COMBINES ALUMINUM AND CARBON FIBER LAYERS WITH ALUPLI COMPOSITE PUSHING DURABILITY TO NEW HEIGHTS WHILE REDUCING OVERALL WEIGHT – SO YOU CAN PLAY HARDER, FASTER, AND LONGER.

WHETHER YOU'RE SETTING UP PLAYS OR FINISHING THEM, THE JETSPEED FT9 PRO GIVES YOU THE TOOLS TO EXCEL IN EVERY MOMENT.

TECH 002

NEOSENSE FUZE

CUTTING-EDGE HOSEL INNOVATION THAT CREATES A SEAMLESS CONNECTION BETWEEN THE BLADE AND SHAFT, ENHANCING PUCK FEEL LIKE NEVER BEFORE. EXPERIENCE RESPONSE, HEIGHTENED CONTROL, AND PRECISION WITH EVERY TOUCH.

TECH 003

EVO BLADE

FEATURES AN X-SOFT HEEL FOR EXCEPTIONAL PUCK FEEL AND CONTROL DURING STICKHANDLING AND PASSING. TRANSITIONS INTO A STIFF TOE TO DELIVER GREATER PRECISION AND ACCURACY FOR ELITE-LEVEL SHOOTING PERFORMANCE.

TECH 003

ALUPLI COMPOSITE

COMBINING LAYERS OF ALUMINUM AND CARBON FIBER, CREATING A SHAFT THAT'S BOTH ULTRA-DURABLE AND INCREDIBLY LIGHTWEIGHT. ALLOWING TO PUSH THE BOUNDARIES OF IMPACT RESISTANCE WITHOUT SACRIFICING SPEED OR PERFORMANCE.

PRODUCT HAS A HOLOGRAPHIC FINISH, COLORS MAY VARY FROM THE PICTURE

OFFERING *BOOKING: P88

SR - 95 / 62"

P28 / P29

SR - 85 / 60" *

P28 / P29 / P90TM

SR - 80 / 60" *

P28 / P29 / P90TM

SR - 75 / 60" *

P28 / P29 / P90TM

SR - 70 / 60" *

P28 / P29 / P90TM

SR - 65 / 60" *

P28 / P29 / P90TM

INT - 65 / 57" *

P28 / P29 / P90TM

INT - 55 / 55" *

P28 / P29 / P90TM

JR - 50 / 54" *

P28 / P29 / P90TM

JR - 40 / 51" *

P28 / P29 / P90TM

YT - 30 / 48"

P28 / P29

YT - 20 / 45"

P28 / P29

PRODUCT HAS A HOLOGRAPHIC FINISH, COLORS MAY VARY FROM THE PICTURE

JETSPEED FT9 PRO STICKS CUSTOM COLORS

OFFERING

SR - 85 / 60" P28 / P29 / P90TM

SR - 80 / 60" P28 / P29 / P90TM

SR - 75 / 60" P28 / P29 / P90TM

SR - 70 / 60" P28 / P29 / P90TM

SR - 65 / 60" P28 / P29 / P90TM

INT - 65 / 57" P28 / P29 / P90TM

INT - 55 / 55" P28 / P29 / P90TM

JR - 50 / 54" P28 / P29 / P90TM

JR - 40 / 51" P28 / P29 / P90TM

YT - 30 / 48" P28 / P29

YT - 20 / 45" P28 / P29

HSFT9PCC - CHARCOAL

HSFT9PCR - RED

HSFT9PCB - BLUE

NEW

HSFT9P JETSPEED FT9 PRO STICK

SR \$ _____
INT \$ _____
JR \$ _____
YT \$ _____

NAMEBAR TAG

KICKPOINT
HYBRID KICKPOINT
Creates a hinge effect so you can load the stick using a perfect blend of speed and response.

SHAFT TECHNOLOGY
ALUPLI COMPOSITE
Elevated shaft design now combining aluminium layers with carbon fibers to push boundaries of impact resistance.

SHAFT GEOMETRY
ROUND "R" GEOMETRY
Streamlined shape with rounded corners and concave sides that keeps gaining in popularity. It delivers high performance and ultimate comfort.

HOSEL TECHNOLOGY
NEOSENSE FUZE
Exclusive to the JetSpeed line, this innovation enhances puck feel by channeling feedback from the blade up through the shaft

BLADE
SOFT-STIFF EVO BLADE
Featuring and x-soft heel for exceptional puck feel and control during stickhandling and passing while transitioning into a stiff toe, delivering greater precision and accuracy for elite-level shooting performance.

GRIP
FT MICROFEEL
Raised grip added on the bottom edges of the shaft's mid-section to ensure perfect control.

MATERIAL
SIGMA ST^{2x} SPREAD TOW SHAFT AND BLADE
Next evolution of Sigmatex's carbon weave further improving manufacturing consistency to create stronger sticks.

OFFERING *BOOKING: P88

SR - 95 / 62"
P28 / P29
SR - 85 / 60" *
P28 / P29 / P90TM
SR - 80 / 60" *
P28 / P29 / P90TM
SR - 75 / 60" *
P28 / P29 / P90TM
SR - 70 / 60" *
P28 / P29 / P90TM
SR - 65 / 60" *
P28 / P29 / P90TM

INT - 65 / 57" *
P28 / P29 / P90TM
INT - 55 / 55" *
P28 / P29 / P90TM
JR - 50 / 54" *
P28 / P29 / P90TM
JR - 40 / 51" *
P28 / P29 / P90TM
YT - 30 / 48"
P28 / P29
YT - 20 / 45"
P28 / P29

PRODUCT HAS A HOLOGRAPHIC
FINISH, COLORS MAY VARY
FROM THE PICTURE

HSFT9P - LAUNCH DATE

HSFTS8 JETSPEED FT8S STICK

SR \$ _____
INT \$ _____
JR \$ _____

NAMEBAR TAG

KICKPOINT
HYBRID KICKPOINT
Creates a hinge effect so you can load the stick using a perfect blend of speed and response.

SHAFT TECHNOLOGY
ADVANCED CARBON MATRIX
Performance carbon layering technology now combining with Sigmatex spread tow to offer a lighter yet sturdier stick.

SHAFT GEOMETRY
ROUND "R" GEOMETRY
Streamlined shape with rounded corners and concave sides that keeps gaining in popularity. It delivers high performance and ultimate comfort.

TAPER TECHNOLOGY
SKELETON +
Manufacturing technology found in the taper area which provides better reliability in key moments of the game.

BLADE
RR-95 SOFT BLADE
Lightweight soft blade providing perfect mix of feel, shot speed and control while improving the stick's balance.

GRIP
FT MICROFEEL
Raised grip added on the bottom edges of the shaft's mid-section to ensure perfect control.

MATERIAL
SIGMA ST² SPREAD TOW SHAFT AND BLADE

OFFERING

SR - 85 / 60"
P28 / P29 / P88 / P90TM
SR - 80 / 60"
P28 / P29 / P88 / P90TM
SR - 75 / 60"
P28 / P29 / P88 / P90TM
SR - 70 / 60"
P28 / P29 / P88 / P90TM

INT - 65 / 57"
P28 / P29 / P88 / P90TM
INT - 55 / 55"
P28 / P29 / P88 / P90TM
JR - 50 / 54"
P28 / P29 / P90TM
JR - 40 / 51"
P28 / P29 / P90TM

PRODUCT HAS A HOLOGRAPHIC
FINISH, COLORS MAY VARY
FROM THE PICTURE

HSFT8 / HSFT8L JETSPEED FT8 STICK

SR \$
INT \$
JR \$
NAMEBAR TAG

KICKPOINT
HYBRID KICKPOINT
Creates a hinge effect so you can load the stick using a perfect blend of speed and response.

SHAFT TECHNOLOGY
PURE CARBON TECHNOLOGY
Carbon technology helping create a stick that's both light and strong.

SHAFT GEOMETRY
ROUND "R" GEOMETRY
Streamlined shape with rounded corners and concave sides that keeps gaining in popularity. It delivers high performance and ultimate comfort.

TAPER TECHNOLOGY
SKELETON +
Manufacturing technology found in the taper area which provides better reliability in key moments of the game.

BLADE
JF-90 BLADE
Lightweight stiff blade designed to give a heightened feel for the puck without compromising on shot speed and control.

MATERIAL
PURE CARBON SHAFT WITH SIGMATEX SPREAD TOW BLADE

OFFERING

SR - 85 / 60"
P28 / P29 / P88 / P90TM
SR - 75 / 60"
P28 / P29 / P88 / P90TM
SR - 70 / 60"
P28 / P29 / P88 / P90TM
INT - 65 / 57"
P28 / P29 / P88 / P90TM
INT - 55 / 55"
P28 / P29 / P88 / P90TM
JR - 50 / 54"
P28 / P29 / P90TM
JR - 40 / 51"
P28 / P29 / P90TM

BOOKING ONLY

SR - 95 / 63"
P28 / P29
SR - 85 / 63"
P28 / P29 / P90TM
SR - 75 / 63"
P28 / P29 / P90TM
INT - 65 / 60"
P28 / P29 / P90TM

HSJ880 JETSPEED FT 880 STICK

SR \$
INT \$
JR \$

KICKPOINT
HYBRID KICKPOINT
Creates a hinge effect so you can load the stick using a perfect blend of speed and response.

SHAFT GEOMETRY
ROUND "R" GEOMETRY
Streamlined shape with rounded corners and concave sides that keeps gaining in popularity. It delivers high performance and ultimate comfort.

BLADE
JS4 BLADE
Redesigned mid-performance stiff blade offering a great balance between puck feel and shot speed.

MATERIAL
18K WEAVE BLADE

OFFERING

SR - 85 / 60"
P28 / P29
SR - 75 / 60"
P28 / P29
INT - 65 / 57"
P28 / P29
INT - 55 / 55"
P28 / P29
JR - 50 / 54"
P28 / P29
JR - 40 / 51"
P28 / P29

HSJ860 JETSPEED FT 860 STICK

SR \$
INT \$
JR \$

KICKPOINT
HYBRID KICKPOINT
Creates a hinge effect so you can load the stick using a perfect blend of speed and response.

SHAFT GEOMETRY
SQUARE "T" GEOMETRY
Proven square-shaped design that provides players with a traditional feel for great grip and control.

BLADE
COMPOSITE STIFF BLADE
Carbon and fiberglass blade designed for great durability.

OFFERING

SR - 85 / 60"
P28
SR - 75 / 60"
P28
INT - 65 / 57"
P28
INT - 55 / 55"
P28
JR - 50 / 54"
P28
JR - 40 / 51"
P28

PRODUCT HAS A HOLOGRAPHIC
FINISH. COLORS MAY VARY
FROM THE PICTURE

YT FLEX 40 - **HSJ40Y3** \$
 YT FLEX 30 - **HSJ30Y3** \$
 YT FLEX 20 - **HSJ20Y3** \$
 YT FLEX 10 - **HSJ10Y3** \$

JETSPEED YOUTH PERFORMANCE STICKS

NAMEBAR TAG

KICKPOINT

UNIQUE YOUTH FLEX PROFILE
 Designed with kids in mind, the flex profile on this stick helps aspiring players load their stick while providing tons of support for great stickhandling and passing.

SHAFT
TECHNOLOGY

PERFORMANCE YOUTH SHAFT DESIGN

Lightweight and super durable, the shaft is designed to help smaller hands handle a stick like it's second nature. Now improved to Sigma STP carbon weave to further improve durability.

BLADE

OPTIMIZED YOUTH BLADE

Adapted curve, size and lie angle to help young players grab the puck and upgrade their shooting technique. Now reinforced in the heel and toe to further increase resistance against impacts.

FEATURE

NAMEBAR PRINTER

Blank name bar makes it easy for players to personalize their stick with their name and number.

MATERIAL

SIGMA STP SPREAD TOW SHAFT AND BLADE

OFFERING

40 FLEX (HSJ40Y3) / 51"
 P28 / P29
30 FLEX (HSJ30Y3) / 48"
 P28 / P29
20 FLEX (HSJ20Y3) / 45"
 P28 / P29
10 FLEX (HSJ10Y3) / 42"
 P28

NEW

HSJS9Y \$ JETSPEED FT YOUTH STICK

SHAFT

YOUTH GEOMETRY

Designed to help kids learn how to hold their stick and develop their stickhandling and shooting technique.

BLADE

STIFF COMPOSITE PAINTED BLADE

Blade stiffness that helps younger players lift the puck while allowing enough feel for stickhandling and passing

GRIP

FULL GRIP

Full grip to help with stick control.

OFFERING


30 FLEX / 48"
 P29
20 FLEX / 45"
 P29
10 FLEX / 42"
 P29

HSJS9Y - LAUNCH DATE

JETSPEED STICKS

65
CCM

JETSPEED FTW PRO STICK



THE JETSPEED FTW PRO IS THE FIRST EVER ELITE-LEVEL HOCKEY STICK CRAFTED AND DESIGNED FOR WOMEN. BUILT USING THE MOST REQUESTED SPECS FROM TOP PROFESSIONAL FEMALE ATHLETES, THE STICK DELIVERS UNCOMPROMISING PERFORMANCE AND FEEL. FEATURING NANOLITE SHIELD TECHNOLOGY, THE FTW PRO OFFERS A LIGHTWEIGHT YET INCREDIBLY DURABLE CONSTRUCTION, BUILT TO WITHSTAND THE INTENSITY OF ELITE PLAY. THE X-SOFT BLADE PROVIDES UNMATCHED PUCK CONTROL AND FEEL, GIVING PLAYERS THE CONFIDENCE TO CONTROL, PASS, AND SHOOT WITH PRECISION. A MODIFIED FLEX AND LENGTH OFFERING TAILORED FOR HIGH-LEVEL FEMALE ATHLETES ENSURES OPTIMAL PERFORMANCE FOR ALL AGES. EVERY DETAIL OF THE JETSPEED FTW PRO IS DESIGNED TO ELEVATE THE WOMEN'S GAME—BECAUSE ELITE ATHLETES DESERVE GEAR THAT'S BUILT FOR THEM.

TECH 001

HYBRID KICKPOINT

BELOVED FLEX PROFILE AMONG PRO PLAYERS, THE HYBRID KICKPOINT CREATES A DYNAMIC HINGE EFFECT THAT OPTIMIZES ENERGY TRANSFER. IT DELIVERS THE PERFECT BALANCE OF SPEED AND RESPONSIVENESS, ALLOWING AN EFFORTLESS LOAD OF THE STICK FOR QUICK, POWERFUL RELEASES.

TECH 002

NANOLITE SHIELD

ENGINEERED WITH ADVANCED CARBON LAYERING FOR A FEATHER-LIGHT FEEL AND PRO-LEVEL STRENGTH. REINFORCED BY THICKER OUTER AND INNER WALLS TO WITHSTAND THE HIGHEST OF IMPACTS.

TECH 003

X-SOFT BLADE

BASED ON THE MOST REQUESTED BLADE STIFFNESS FROM PROFESSIONAL FEMALE PLAYERS, OFFERING A FEEL THAT'S BOTH RESPONSIVE AND INTUITIVE. ITS SOFTER CONSTRUCTION ENHANCES PUCK CONTROL AND TOUCH, GIVING PLAYERS THE CONFIDENCE TO HANDLE THE PUCK IN ALL SITUATIONS.

TECH 003

MODIFIED OFFERING

INTRODUCING AN UPDATED FLEX AND LENGTH RANGE TAILORED SPECIFICALLY TO THE NEEDS OF ELITE FEMALE PLAYERS, ENSURING A MORE NATURAL AND POWERFUL FEEL ON THE ICE. FOR RISING STARS AND SMALLER ELITES, A NEW 50 FLEX OPTION DELIVERS PRO-LEVEL PERFORMANCE IN A MORE ACCESSIBLE, RESPONSIVE PACKAGE.

NEW

HSFTWP26 JETSPEED FTW PRO STICK

SR \$ _____
INT \$ _____
JR \$ _____
YT \$ _____
NAMEBAR TAG

KICKPOINT
HYBRID KICKPOINT
Creates a hinge effect so you can load the stick using a perfect blend of speed and response.

SHAFT TECHNOLOGY
NANOLITE SHIELD TECHNOLOGY
High-performance carbon layering technology which creates a stick that's both incredibly light and incredibly strong.

SHAFT GEOMETRY
ROUND "R" GEOMETRY
Streamlined shape with rounded corners and concave sides that keeps gaining in popularity. It delivers high performance and ultimate comfort.

BLADE
X-SOFT BLADE
The most request blade profile among female pro players, offering optimal puck control and feel.

GRIP
FT MICROFEEL
Raised grip added on the bottom edges of the shaft's mid-section to ensure perfect control.

MATERIAL
SIGMA ST^{EX} SPREAD TOW SHAFT AND BLADE
Next evolution of Sigmatex's carbon weave further improving manufacturing consistency to create stronger sticks.

PRODUCT HAS A HOLOGRAPHIC FINISH, COLORS MAY VARY FROM THE PICTURE

OFFERING

SR - 70 / 60"
P28 / P29 / P90TM
SR - 65 / 60"
P28 / P29 / P90TM
INT - 65 / 60"
P28 / P29 / P90TM
INT - 60 / 58"
P28 / P29 / P90TM
INT - 55 / 58"
P28 / P29 / P90TM
INT - 50 / 54"
P28 / P29 / P90TM

JR - 40 / 51"
P28 / P29 / P90TM
YT - 30 / 48"
P28 / P29
YT - 20 / 45"
P28 / P29

HSFTWP26 - LAUNCH DATE

NEW

HSFTW26 JETSPEED FTW STICK

SR \$ _____
INT \$ _____
NAMEBAR TAG

KICKPOINT
HYBRID KICKPOINT
Creates a hinge effect so you can load the stick using a perfect blend of speed and response.

SHAFT TECHNOLOGY
ADVANCED CARBON MATRIX
Carbon technology helping create a stick that's both light and strong.

SHAFT GEOMETRY
ROUND "R" GEOMETRY
Streamlined shape with rounded corners and concave sides that keeps gaining in popularity. It delivers high performance and ultimate comfort.

TAPER TECHNOLOGY
SKELETON +
Manufacturing technology found in the taper area which provides better reliability in key moments of the game.

BLADE
JF-90 BLADE
Lightweight stiff blade designed to give a heightened feel for the puck without compromising on shot speed and control.

MATERIAL
PURE CARBON SHAFT WITH SIGMATEX SPREAD TOW BLADE

PRODUCT HAS A HOLOGRAPHIC FINISH, COLORS MAY VARY FROM THE PICTURE

OFFERING

SR - 70 / 60"
P28 / P29
INT - 65 / 60"
P28 / P29
INT - 55 / 58"
P28 / P29

HSFTW26 - LAUNCH DATE

NEW

HSFTW26 JETSPEED FTW STICK

JR \$ _____
YT \$ _____
NAMEBAR TAG

SHAFT TECHNOLOGY
JUNIOR & YOUTH GEOMETRY
Designed to help young girls learn how to hold their stick and develop their stickhandling and shooting technique.

BLADE
STIFF COMPOSITE PAINTED BLADE
Blade stiffness that helps younger players lift the puck while allowing enough feel for stickhandling and passing.

GRIP
FULL GRIP
Full grip to help with stick control.

OFFERING

JR - 50 / 54"
P29
JR - 40 / 51"
P29
YT - 30 / 48"
P29

HSFTW26 - YTH - LAUNCH DATE

HSXFP TACKS XF PRO STICK

SR \$ _____
INT \$ _____
JR \$ _____
NAMEBAR TAG

KICKPOINT	MODERN MID KICKPOINT Using a softer mid-section to ensure maximum energy storage when loading the stick, our new modern mid kickpoint has now been optimized for wrist shots, enabling aggressive shooters with even more puck speed and consistency than before.
SHAFT TECHNOLOGY	NANOLITE SHIELD CARBON LAYERING TECHNOLOGY High-performance carbon layering technology which creates a stick that's both incredibly light and incredibly strong.
SHAFT GEOMETRY	VARIABLE "V" GEOMETRY Variable shaft geometry allowing for an easier and constant loading of the stick to help increase wrist shot power. Its shape transitions along the shaft ensures maximum comfort and grip.
TAPER TECHNOLOGY	SKELETON + Manufacturing technology found in the taper area which provides better reliability in key moments of the game.
BLADE	SOFT HELICOID BLADE Gain the loading capacity and feel of a soft blade while taking advantage of the Helicoid technology - an improved method to stack carbon layers for long-lasting performance.
GRIP	SUPERFAST MICROFEEL Graphic-integrated raised grip on mid-section of the shaft to ensure perfect stick control.
MATERIAL	SIGMA ST[®] SPREAD TOW SHAFT AND BLADE

OFFERING

SR - 95 / 62"

P28 / P29

SR - 85 / 60"

P28 / P29 / P88 / P90TM

SR - 80 / 60"

P28 / P29 / P88 / P90TM

SR - 75 / 60"

P28 / P29 / P88 / P90TM

SR - 70 / 60"

P28 / P29 / P88 / P90TM

INT - 65 / 57"

P28 / P29 / P88 / P90TM

INT - 55 / 55"

P28 / P29 / P88 / P90TM

JR - 50 / 54"

P28 / P29 / P88 / P90TM

JR - 40 / 51"

P28 / P29 / P88 / P90TM

PRODUCT HAS A
HOLOGRAPHIC FINISH,
COLORS MAY VARY
FROM THE PICTURE

HSXF TACKS XF STICK

SR \$ _____
INT \$ _____
JR \$ _____
NAMEBAR TAG

KICKPOINT	MODERN MID KICKPOINT Using a softer mid-section to ensure maximum energy storage when loading the stick, our new modern mid kickpoint has now been optimized for wrist shots, enabling aggressive shooters with even more puck speed and consistency than before.
SHAFT TECHNOLOGY	PURE CARBON TECHNOLOGY Developed to offer a robust yet lightweight construction for high-performance stick.
SHAFT GEOMETRY	VARIABLE "V" GEOMETRY New shaft geometry allowing for an easier and constant loading of the stick to help increase wrist shot power. Its shape transition along the shaft ensures maximum comfort and grip.
TAPER TECHNOLOGY	SKELETON + Manufacturing technology found in the taper area which provides better reliability in key moments of the game.
BLADE	ACUFEEL BLADE WITH PEEL-PLY Perfected to achieve the right blend of stiffness and feel, the ACUFEEL blade is stiff enough to deliver accuracy and control, yet softer to improve puck feel.
MATERIAL	PURE CARBON SHAFT WITH SIGMAT[®] BLADE

OFFERING

SR - 85 / 60"

P28 / P29 / P88 / P90TM

SR - 75 / 60"

P28 / P29 / P88 / P90TM

SR - 70 / 60"

P28 / P29 / P88 / P90TM

INT - 65 / 57"

P28 / P29 / P88 / P90TM

INT - 55 / 55"

P28 / P29 / P88 / P90TM

JR - 50 / 54"

P28 / P29 / P90TM

JR - 40 / 51"

P28 / P29 / P90TM

HSXF70 TACKS XF-70 STICK

SR \$ _____
INT \$ _____
JR \$ _____

KICKPOINT	MID KICKPOINT Built with a soft mid-section for longer loading periods to store maximum energy, plus a stiff taper zone to boost stability and response.
SHAFT GEOMETRY	SQUARE "T" GEOMETRY This proven square-shaped design provides players with a traditional feel that provides great grip and control.
BLADE	UAF BLADE WITH GRIT FINISH Lightweight blade with high torsional and bending stiffness for accurate shooting and passing.

OFFERING

SR - 85 / 60"

P28 / P29

SR - 75 / 60"

P28 / P29

INT - 65 / 57"

P28 / P29

INT - 55 / 55"

P28 / P29

JR - 50 / 54"

P28 / P29

JR - 40 / 51"

P28 / P29



HSRC10P RIBCOR TRIGGER 10 PRO STICK

SR \$ _____
INT \$ _____
JR \$ _____
YT \$ _____

NAMEBAR TAG

KICKPOINT **ULTRA-LOW KICK**
A redesigned kickpoint with a lower and sharper rib for the fastest release yet

SHAFT TECHNOLOGY **NANOLITE SHIELD CARBON LAYERING TECHNOLOGY**
High-performance carbon layering technology which creates a stick that's both incredibly light and strong.

SHAFT GEOMETRY **ERGONOMIC "E" GEOMETRY**
A new Ergonomic shaft with a C-Shape mid-section to increase overall stick comfort for the bottom hand.

TAPER TECHNOLOGY **SKELETON +**
Manufacturing technology found in the taper area which provides better reliability in key moments of the game.

BLADE **UL1 BLADE**
New Ultralight Blade designed to reduce weight and improve the balance point for an even quicker release.

GRIP **TRIGGER MICROFEEL**
Updated Trigger curved raised grip to enhance stick feel in hands.

MATERIAL **SIGMA ST2X SPREAD TOW SHAFT AND BLADE**
An improved sigmatex material added to the blade and shaft for greater and consistent material performance.

OFFERING *BOOKING: P28

SR - 95 / 62"
P28 / P29

SR - 85 / 60" *
P28, P28^{1/4}, P29, P29^{1/4} P90TM

SR - 80 / 60" *
P28, P28^{1/4}, P29, P29^{1/4} P90TM

SR - 75 / 60" *
P28, P28^{1/4}, P29, P29^{1/4} P90TM

SR - 70 / 60" *
P28, P28^{1/4}, P29, P29^{1/4} P90TM

INT - 65 / 60" *
P28, P28^{1/4}, P29, P29^{1/4} P90TM

INT - 65 / 57" *
P28, P28^{1/4}, P29, P29^{1/4} P90TM

INT - 55 / 55" *
P28, P28^{1/4}, P29, P29^{1/4} P90TM

JR - 50 / 54" *
P28 / P29 / P90TM

JR - 40 / 51" *
P28 / P29 / P90TM

YT - 30 / 48"
P28 / P29

YT - 20 / 45"
P28 / P29

PRODUCT HAS A HOLOGRAPHIC
FINISH, COLORS MAY VARY
FROM THE PICTURE

HSRC9K RIBCOR TRIGGER 9K STICK

SR \$ _____
INT \$ _____
JR \$ _____

NAMEBAR TAG

KICKPOINT **OPTIMIZED LOW KICKPOINT**
The perfect low kickpoint, providing quick releases and pop on every single shot.

SHAFT TECHNOLOGY **ADVANCED CARBON MATRIX**
Performance carbon layering technology now combined with Sigmatex spread tow to offer a lighter yet even more durable stick.

SHAFT GEOMETRY **ERGONOMIC "E" GEOMETRY**
Unique ergonomic geometry designed to offer a seamless energy transfer to maximize speed of release.

TAPER TECHNOLOGY **SKELETON +**
Manufacturing technology found in the taper area which provides better reliability in key moments of the game.

BLADE **AGILITY BLADE WITH PEEL-PLY**
A lighter blade that takes stick handling and feel to the next level without any compromise on shots release speed.

GRIP **TRIGGER MICROFEEL 2**
Trigger curved raised grip to enhance stick feel in hands.

MATERIAL **SIGMATEX SPREAD TOW SHAFT AND BLADE**

OFFERING

SR - 95 / 62"
P28 / P29

SR - 85 / 60"
P28 / P29 / P90TM

SR - 80 / 60"
P28 / P29 / P90TM

SR - 75 / 60"
P28 / P29 / P90TM

SR - 70 / 60"
P28 / P29 / P90TM

INT - 65 / 57"
P28 / P29 / P90TM

INT - 55 / 55"
P28 / P29 / P90TM

JR - 50 / 54"
P28 / P29 / P90TM

JR - 40 / 51"
P28 / P29 / P90TM

PRODUCT HAS A HOLOGRAPHIC
FINISH, COLORS MAY VARY
FROM THE PICTURE

HSRC9 RIBCOR TRIGGER 9 STICK

SR \$ _____
INT \$ _____
JR \$ _____
NAMEBAR TAG

KICKPOINT
OPTIMIZED LOW KICKPOINT
The perfect low kickpoint, providing quick releases and pop on every single shot.

SHAFT TECHNOLOGY
PURE CARBON TECHNOLOGY
Developed to offer a robust yet lightweight construction for high-performance stick.

SHAFT GEOMETRY
ERGONOMIC "E" GEOMETRY
Unique ergonomic geometry designed to offer a seamless energy transfer to maximize speed of release.

BLADE
AGILITY BLADE WITH PEEL-PLY
A lighter blade that takes stick handling and feel to the next level without any compromise on shots release speed.

MATERIAL
PURE CARBON SHAFT WITH SIGMATEx BLADE

PRODUCT HAS A HOLOGRAPHIC FINISH. COLORS MAY VARY FROM THE PICTURE

OFFERING

SR - 85 / 60"
P28 / P29 / P88 / P90TM
SR - 75 / 60"
P28 / P29 / P88 / P90TM
SR - 70 / 60"
P28 / P29 / P88 / P90TM
INT - 65 / 57"
P28 / P29 / P88 / P90TM
INT - 55 / 55"
P28 / P29 / P88 / P90TM
JR - 50 / 54"
P28 / P29 / P90TM
JR - 40 / 51"
P28 / P29 / P90TM

HSRC96 RIBCOR 96K STICK

SR \$ _____
INT \$ _____

KICKPOINT
LOW KICKPOINT
Engineered low kickpoint to help increase release speed on shots.

SHAFT GEOMETRY
ERGONOMIC "E" GEOMETRY
Unique ergonomic geometry designed to offer a seamless energy transfer to maximize speed of release.

BLADE
ASCENT 2 BLADE
An optimized stiffness profile that transitions seamlessly from softer in the heel to extra stiff in the toe for heightened puck feel and quick releases.

MATERIAL
C6 WEAVE ON BLADE

OFFERING

SR - 85 / 60"
P28 / P29
SR - 75 / 60"
P28 / P29
INT - 65 / 57"
P28 / P29
INT - 55 / 55"
P28 / P29

HSRC94 RIBCOR 94K STICK

SR \$ _____
INT \$ _____
JR \$ _____

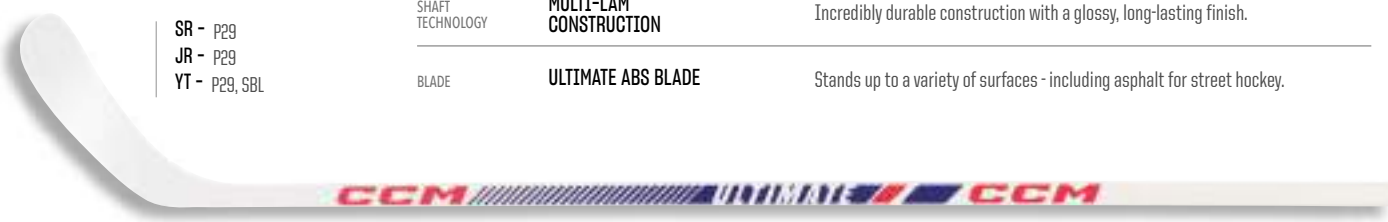
KICKPOINT
LOW KICKPOINT
Engineered low kickpoint to help increase release speed on shots.

SHAFT GEOMETRY
ROUNDED "R" GEOMETRY
Streamlined shape with rounded corners and concave sides that delivers high performance and ultimate comfort.

BLADE
COMPOSITE SITFF BLADE
Carbon and fiberglass blade designed for great durability.

OFFERING

SR - 85 / 60"
P29
SR - 75 / 60"
P29
INT - 65 / 57"
P29
INT - 55 / 55"
P29
JR - 50 / 54"
P29
JR - 40 / 51"
P29



OFFERING

- SR - P29
- JR - P29
- YT - P29, SBL

HSULT23
ULTIMATE STICK

*ALSO RECOMMENDED
FOR STREET HOCKEY

SR \$ | JR \$ | YT \$

SHAFT TECHNOLOGY	MULTI-LAM CONSTRUCTION	Incredibly durable construction with a glossy, long-lasting finish.
BLADE	ULTIMATE ABS BLADE	Stands up to a variety of surfaces - including asphalt for street hockey.

HSULT24 \$
ULTIMATE
BLADE

FIBERGLASS REINFORCED WITH ABS CORE
Very high durability with great blade feel.

STANDARD HOSEL
Fits with a traditional shaft

CURVE - P29



ENDPLUFTR - SR \$
"R" SHAPE END PLUG

4 inch "R" shape composite endplug

ENDPLUFTI - INT
"I" SHAPE END PLUG

4 inch "I" shape composite endplug



NEW
ACCSTKFT9 \$
JETSPEED FT9 PRO
MINI STICK

NEW
ACCSTKFTW \$
JETSPEED FTW PRO
MINI STICK

ACCSTKRC10 \$
RIBCOR TRIGGER 10 PRO
MINI STICK

ACCSTKXFP \$
TACKS XF PRO
MINI STICK

CONSTRUCTION	Composite construction	CONSTRUCTION	Composite construction	CONSTRUCTION	Composite construction	CONSTRUCTION	Composite construction
SHAFT	27" Length shaft	SHAFT	27" Length shaft	SHAFT	27" Length shaft	SHAFT	27" Length shaft
SIDE	Left, Right	SIDE	Left, Right	SIDE	Left, Right	SIDE	Left, Right

HSNAMEP \$

NAMEBAR PRINTER

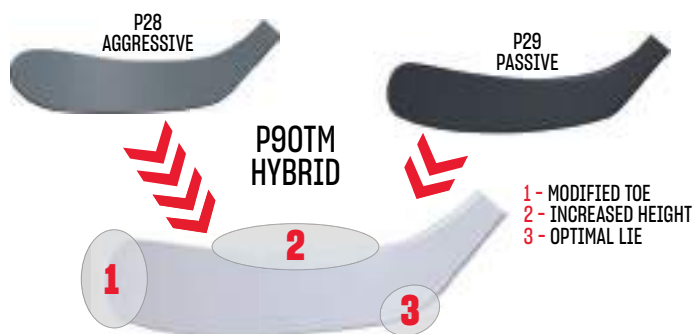
A RETAIL TOOL THAT ALLOWS PLAYERS TO HAVE THEIR NAME PERMANENTLY PRINTED ON THEIR STICK, JUST LIKE THE PROS.

HOW IT WORKS:

- 1) Simply type in the name of the player.
- 2) Press the printer on the namebar and release the trigger.
- 3) Slowly move the printer downwards.


HSNAMEI \$

REPLACEMENT INK CARTRIDGE



P90TM CURVE EVALUATION

POPULAR WITH OUR PRO PLAYERS, THE NEW P90TM BLENDS THE P28 AND THE P29 CURVES AND A SUBTLE TOE CURVE. COMBINED WITH A MAX HEIGHT AND A LOWER LIE, THIS IS IDEAL FOR THE PLAYER LOOKING FOR AN EDGE ON FACE-OFFS OR TO HELP TIPPING PUCKS IN THE AIR.




DESCRIPTION

Aggressive curve for players who can shoot from the toe with their hands in front of their body.

P28 (186-2)

FORMER CCM MCDAVID
BAUER P28 / WARRIOR W28 /
EASTON E28 / TRUE TC4




DESCRIPTION

All-in-one curve with lower lie for players who are straighter when passing and shooting.

P29 (203-2)


FORMER CCM CROSBY
BAUER P29 / WARRIOR W03 / TRUE TC2 /
EASTON E/P3 / SHERWOOD PP26



DESCRIPTION

Perfect blend of P28 aggressive toe and P29 dual lie with a max height feature.

P90TM (202-2)



DESCRIPTION

Traditional curve that is perfect for stickhandling and shot control.

P88 (184-1)

FORMER CCM OVECHKIN
BAUER P88 / WARRIOR W88,
EASTON E36, TRUE MC

HSFT9P JETSPEED FT9 PRO

ALUPLI COMPOSITE WITH SIGMA ST2X
Elevated shaft design now combining aluminium layers with Sigmatax's improved carbon fibers to push boundaries of impact resistance.

ROUND "R" GEOMETRY
Streamlined shape with rounded corners and concave sides that keeps gaining in popularity. It delivers high performance and ultimate comfort.

SOFT-STIFF EVO BLADE WITH HELICOID®
New generation CCM blade that plays like a mix of the Jetspeed FT6 Pro stiff toe and FT7 Pro softer heel for optimal puck feel and excellent shooting performance.

KEY FEATURES

HSFTS8 JETSPEED FT8S

SIGMA ST® CONSTRUCTION
Sigmatax high-performance carbon weave designed to reduce stick's weight while improving its durability.

ROUND "R" GEOMETRY
Streamlined shape with rounded corners and concave sides that keeps gaining in popularity. It delivers high performance and ultimate comfort.

RR-95 SOFT BLADE
Lightweight soft blade providing perfect mix of feel, shot speed and control while improving the stick's balance.

KEY FEATURES

HSXFP TACKS XF PRO

NANOLITE SHIELD CARBON LAYERING WITH SIGMA ST®
Cutting-edge technology that uses variable carbon fiber layers to create a lighter stick without sacrificing on durability.

VARIABLE "V" GEOMETRY
Variable shaft geometry allowing for an easier and constant loading of the stick to help increase wrist shot power. Its shape transitions along the shaft ensures maximum comfort and grip.

SOFT HELICOID® BLADE
Gain the loading capacity and feel of a soft blade while taking advantage of the Helicoid® technology - an improved method to stack carbon layers for long-lasting performance.

KEY FEATURES

HSXF TACKS XF

PURE CARBON TECHNOLOGY
Developed to offer a robust yet lightweight construction for high-performance stick.

VARIABLE "V" GEOMETRY
Variable shaft geometry allowing for an easier and constant loading of the stick to help increase wrist shot power. Its shape transitions along the shaft ensures maximum comfort and grip.

ACUFEEL BLADE WITH PEEL-PLY
Perfected to achieve the right blend of stiffness and feel, the ACUFEEL blade is stiff enough to deliver accuracy and control, yet softer to improve puck feel.

KEY FEATURES

HSRC10P RIBCOR TRIGGER 10 PRO

NANOLITE SHIELD CARBON LAYERING WITH SIGMA ST®
Cutting-edge technology that uses variable carbon fiber layers to create a lighter stick without sacrificing on durability.

ERGONOMIC "E" GEOMETRY
Unique ergonomic geometry designed to offer a seamless energy transfer to maximize speed of release.

DUAL-FEEL BLADE WITH HELICOID®
Earn performance, feel and durability with the combination Helicoid® & Dual feel.

KEY FEATURES

HSRC9K RIBCOR TRIGGER 9K

ADVANCED CARBON MATRIX
Performance carbon layering technology now combined with Sigmatax spread tow to offer a lighter yet even more durable stick.

ERGONOMIC "E" GEOMETRY
Unique ergonomic geometry designed to offer a seamless energy transfer to maximize speed of release.

AGILITY BLADE WITH PEEL-PLY
A lighter blade that takes stick handling and feel to the next level without any compromise on shots release speed.

KEY FEATURES

• NOT OFFERED IN US MARKETS

HSFT8 JETSPEED FT8

PURE CARBON TECHNOLOGY
Carbon technology helping create a stick that's both light and strong.

KEY FEATURES

ROUND "R" GEOMETRY
Streamlined shape with rounded corners and concave sides that keeps gaining in popularity. It delivers high performance and ultimate comfort.

JF-90 BLADE
Lightweight stiff blade designed to give a heightened feel for the puck without compromising on shot speed and control.

HSJ880 JETSPEED FT 880

ROUND "R" GEOMETRY
Streamlined shape with rounded corners and concave sides that keeps gaining in popularity. It delivers high performance and ultimate comfort.

KEY FEATURES

JS4 BLADE
Redesigned mid-performance stiff blade offering a great balance between puck feel and shot speed.

HSJ860 JETSPEED FT 860

SQUARE "T" GEOMETRY
Proven square-shaped design that provides players with a traditional feel for great grip and control.

KEY FEATURES

COMPOSITE STIFF BLADE
Carbon and fiberglass blade designed for great durability.

HSXF70 TACKS XF 70

SQUARE "T" GEOMETRY
This proven square-shaped design provides players with a traditional feel that provides great grip and control.

KEY FEATURES

UAF BLADE WITH GRIT FINISH
Lightweight blade with high torsional and bending stiffness for accurate shooting and passing.

HSJS7Y JETSPEED FT YOUTH

YOUTH GEOMETRY
Designed to help kids learn how to hold their stick and develop their stickhandling and shooting technique.

KEY FEATURES

STIFF COMPOSITE PAINTED BLADE
Blade stiffness that helps younger players lift the puck while allowing enough feel for stickhandling and passing.

HSJ10Y3 HSJ20Y3 HSJ30Y3 HSJ40Y3 JETSPEED YOUTH PERFORMANCE

UNIQUE YOUTH FLEX PROFILE
Designed with kids in mind, the flex profile on this stick helps aspiring players load their stick while providing tons of support for great stickhandling and passing.

KEY FEATURES

PERFORMANCE YOUTH SHAFT DESIGN
Lightweight and super durable, the shaft is designed to help smaller hands handle a stick like it's second nature. Developed using cutting-edge design tools to substantially reduce weight without sacrificing durability.

SIGMA ST® CARBON WEAVE
Adapted curve, size and lie angle to help young players grab the puck and upgrade their shooting technique.

HSRC9 RIBCOR TRIGGER 9

PURE CARBON TECHNOLOGY
Developed to offer a robust yet lightweight construction for high-performance stick.

KEY FEATURES

ERGONOMIC "E" GEOMETRY
Unique ergonomic geometry designed to offer a seamless energy transfer to maximize speed of release.

ASCENT 3 BLADE
Regular stiffness blade benefitting from construction upgrades for better balance and accuracy.

HSRC96 RIBCOR 96K

ERGONOMIC "E" GEOMETRY
Unique ergonomic geometry designed to offer a seamless energy transfer to maximize speed of release.

KEY FEATURES

ASCENT 2 BLADE
An optimized stiffness profile that transitions seamlessly from softer in the heel to extra stiff in the toe for heightened puck feel and quick releases.

C6 WEAVE ON BLADE

HSRC94 RIBCOR 94K

SQUARE "R" GEOMETRY
Streamlined shape with rounded corners and concave sides that keeps gaining in popularity.


KEY FEATURES

COMPOSITE STIFF BLADE
Carbon and fiberglass blade designed for great durability.

TACKS XPRO HELMET

TECH 001

NEST TECH FLUX



NEST TECH FLUX

FEATURING CCM'S REVOLUTIONARY, NEW NEST TECH FLUX, A FULL COVERAGE 3D-PRINTED LINER CRAFTED FROM ADAPTIVE ELASTOMER. THIS NEW LATTICE STRUCTURE ENHANCES PLAYER PERFORMANCE BY PROMOTING AIRFLOW, BOTH HORIZONTALLY AND VERTICALLY, KEEPING THE PLAYER'S HEAD COOL WHILE SKATING AND BETWEEN SHIFTS. DESIGNED TO CONFORM TO THE PLAYER'S HEAD INSTANTLY TO ENHANCE COMFORT MANAGE HIGH AND LOW ENERGY IMPACTS AT THE ELITE LEVEL OF PLAY.



TECH 002

OPTIMAL AER-TEC THERMOREGULATION SYSTEM

THROUGH FINITE ELEMENT ANALYSIS, OUR TEAM HAS OPTIMIZED THIS HELMET'S SHELL CONSTRUCTION FOR MAXIMUM AIR CIRCULATION, SWEAT EVAPORATION AND BODY TEMPERATURE REGULATION. IT FEATURES ENLARGED SHELL VENTS IN KEY LOCATIONS AT THE FRONT, TOP, AND REAR THAT ALLOW FRESH AIR TO PASS THROUGH THE NEST TECH FLUX, WHILE AER-TEC VENTILATION CHANNELS GUIDE THAT AIR THROUGHOUT. PLAYER-GENERATED HEAT AND MOISTURE IS ABLE TO BETTER ESCAPE UPWARDS AND OUT THROUGH THE NEW LATTICE DESIGN, HELPING CREATE THE NECESSARY CHIMNEY EFFECT WHILE YOU RECUPERATE ON THE BENCH. A MOISTURE-WICKING AER-TEC TOTALDRI SWEATBAND COMPLETES THE AER-TEC CYCLE, HELPING MANAGE SWEAT AT THE FOREHEAD, SO YOU CAN STAY DRY AND FOCUSED ON THE GAME.



TECH 003



R3FLEX PROTECTION

BENEATH THE NEST TECH FLUX IS A BASE LAYER OF R3FLEX PROTECTION, CCM'S INNOVATIVE 3-IN-1 FOAM WITH DYNAMIC RESPONSE TO ALL TYPES OF IMPACTS, ALSO HELPING IMPROVE OVERALL HEAD COMFORT AND CUSHIONING.

TECH 004

ADPTFIT 360 ULTRA-PREMIUM NEW SHELL DESIGN WITH ADPTFIT 360

PERFORMANCE, PROTECTION, AND COMFORT IN A SLEEK SHELL THAT FITS CLOSE-TO-THE HEAD. WITH THE ADPTFIT 360 ADJUSTMENT SYSTEM AT THE REAR, YOU ARE ABLE TO CUSTOMIZE THE LENGTH AND THE WIDTH IN ONE EASY STEP. WITH MODERN, RICH FINISHES TO FURTHER ELEVATE THE LOOK, EXPERIENCE A PREMIUM PRODUCT FROM START TO FINISH.



IN COLLABORATION WITH THE UNIVERSITY OF OTTAWA, CCM DEVELOPED A TESTING PROTOCOL TO MEASURE HOCKEY PLAYERS' PERFORMANCE DROP DUE TO OVERHEATING DURING PLAY.

RESULTS* SHOW PLAYERS WEARING AER-TEC EQUIPMENT NOT ONLY HAVE COOLER SKIN TEMPERATURE, BUT ALSO PERFORM BETTER (SKATE FASTER, MAKE THE RIGHT DECISIONS FASTER).

* COMPARED TO PLAYERS WEARING TRADITIONAL HOCKEY EQUIPMENT IN THE SAME CONDITIONS.

CCM'S INDUSTRY-LEADING TEAM OF ENGINEERS, PRODUCT MANAGERS AND DESIGNERS ARE FOCUSED ON DEVELOPING HELMETS THAT ARE SAFE. SCIENTISTS INDICATE THAT BRAIN INJURIES AND CONCUSSIONS ARE MAINLY DUE TO LINEAR AND ROTATIONAL ACCELERATIONS OF THE BRAIN BUT SCIENCE HAS YET TO REACH A CONSENSUS ON THE QUESTION. NO HOCKEY HELMET CAN PREVENT OR ELIMINATE THE RISK OF HEAD INJURY, INCLUDING CONCUSSIONS

NEW

HTXPRO TACKS X PRO HELMET

SIZES	HAT SIZES
S	51.0 - 56.0 CM / 6 1/2 - 7 1/8
M	54.0 - 60.0 CM / 7 - 7 1/2
L	57.0 - 63.0 CM / 7 3/8 - 8

HELMET \$



**NEST
TECH** 

R3FLEX
PROTECTION



HELMET STORAGE BAG
INCLUDED

PROTECTION NEST TECH FLUX
3D PRINTED LINER
+ R3FLEX PROTECTION

New full coverage liner maximizes protection for elite players, with CCM's newest 3D printed NEST TECH FLUX engineered to cradle the head to help manage impacts, supported by a baselayer of our innovative 3-in-1 foam with dynamic response to all types of impacts.

COMFORT COMPLETE AER-TEC
THERMOREGULATION

Maximum air circulation from intake to exhaust, during play and at rest, with NEST TECH FLUX lattice structure designed to guide air both horizontally and vertically, to keep you cool and focused on the game. The latest in optimal comfort and fit as the adaptive liner conforms to the shape of your head from the moment you try it on, and keeps it cushioned throughout your play. Cooling, wicking sweatband helps manage moisture at the forehead.

ADJUSTMENT ADPTFIT360 TOOL-FREE
ADJUSTMENT SYSTEM

Wraps head length and width in one easy step at the back, for a snug custom fit.

SHELL MODERN SLEEK LOOK

Wow your opponents in this standout shell with rich finishes to further elevate the look.

COLORS



• **REPLACEMENT SWEATBANDS** also sold separately (ACCHTSWB - pkg of 2)

• **PERSONALIZATION LOGO STICKERS** (ACCHTSTA in various colors).

See p. 82 for more details.



SUPER TACKS X TOTAL CUSTOM

** AVAILABLE AT SELECT LOCATIONS ONLY **

TAKE YOUR HELMET GAME TO THE NEXT LEVEL!

THE REVOLUTIONARY SUPER TACKS X WITH ITS 3D DIGITAL MANUFACTURING INNOVATION IS NOW GOING ALL OUT WITH A TOTAL CUSTOM EXPERIENCE.

STARTING WITH A PERSONALIZED HEAD SCAN, CCM GIVES YOU THE CHANCE TO WRAP YOUR HEAD IN A FULL NEST TECH 3D PRINTED LINER, ENGINEERED TO BEST PROTECT YOU WHILE GIVING YOU COMFORT LIKE YOU HAVE NEVER FELT BEFORE, MADE TO MEASURE JUST FOR YOU, JUST LIKE THE PROS.

THIS NEXT-GENERATION HELMET KEEPS YOU AT YOUR BEST THROUGHOUT YOUR GAME, WHILE OFFERING PREMIUM PROTECTION AND COMFORT.



**NEST
TECH** 

HTXCU SUPER TACKS X TOTAL CUSTOM HELMET

TOTAL CUSTOM -
AVAILABLE IN SELECT DEALERS

TOTAL CUSTOM helmet includes:
• Personalized helmet storage bag
• Badge inside helmet

HELMET \$

**ELITE
PROTECTION** 100% FULL NEST TECH
3D PRINTED LINER

Entire liner consists of only Nest Tech 3D printed lattice structures, engineered and optimally tuned with variable densities and geometries at specific locations throughout the liner to help distribute all types of hockey impacts in key areas.

**PREMIUM
COMFORT
& FIT** 100% CUSTOM LINER WITH
SUPERIOR BREATHABILITY

NEST TECH liner is 100% custom printed to your exact head shape, based on a full head scan, so it conforms and wraps your head in a soft, continuous unparalleled fit like no other, with the added benefit of maximum airflow to help keep your head cool, and your performance at its best.

ADJUSTMENT TOOL-FREE FRONT-TO-BACK
ADJUSTMENT SYSTEM

Shell remains adjustable in length should you wish to tweak it.

SHELL SLEEK AESTHETICS
AND REINFORCED SIDE
IMPACT FRAME

Our #1 helmet at the NHL! Get this pro-approved look so you can look like & feel the best players in the sport.

COLORS: CUSTOM - CHOOSE FROM 23+ SHELL COLOR OPTIONS + CUSTOM LOGO, EAR LOOPS & CHINSTRAP COLORS



R3FLEX
PROTECTION

**NEST
TECH**



HT920 / HT920C TACKS 920 HELMET

SIZES	HAT SIZES
S	50 - 56 CM / 6 1/4 - 7
M	54 - 60 CM / 6 3/4 - 7 1/2
L	57 - 63 CM / 7 1/4 - 7 7/8

HELMET \$
COMBO \$

PROTECTION R3FLEX PROTECTION + NEST TECH FOR ELITE LEVEL PLAYERS

3-in-1 full coverage comfort liner with dynamic response to help manage all types of impacts:
1) High energy impact shock absorption
2) Low energy impact cushioning
3) Adapts & conforms to the shape of the head

COMFORT AER-TEC VENTILATION + TOTALDRI

Strategically placed 3D printed NEST TECH lattice liner with built-in ventilation channels to guide fresh air throughout, along with R3FLEX Protection cushioned liner provide incredible comfort, while the cooling sweatband* wicks moisture away, helps manage sweat at the forehead and is removable & customizable for easy washing.

ADJUSTMENT ADPTFIT 360 TOOL-FREE ADJUSTMENT SYSTEM

Wraps head length and width in one easy step at the back, with extended size range + occipital rear comfort cushion with smooth edge to lock helmet in place.

SHELL STREAMLINED NEW SHELL WITH ENHANCED VENTING TO BRING COOL AIR IN & HELP GUIDE HEAT OUT

A pro-approved look to elevate your game and pass every mirror test, while keeping you looking & feeling fresh.

COLORS

BLK	WHT	NAVY	RYL	RED

* Available as combo
* Offered as a combo with FM580 (S-M-L) in Black

• **REPLACEMENT SWEATBANDS** also sold separately (ACCHTSWB - pkg of 2)

• **PERSONALIZATION LOGO STICKERS** (ACCHTSTA in various colors).
See p. 82 for more details.



**NEST
TECH**



I.Q.SHION DRI

HT720 / HT720C TACKS 720 HELMET

SIZES	HAT SIZES
S	51 - 56 CM / 6 3/8 - 7
M	55 - 59 CM / 6 7/8 - 7 3/8
L	57 - 62 CM / 7 1/8 - 7 3/4

HELMET \$
COMBO \$

COMFORT AER-TEC THERMOREGULATION SYSTEM WITH NEST TECH + I.Q.SHION DRI

Innovative AER-TEC VENTILATION SYSTEM powered by NEST TECH and channels allow max airflow and keep your head cool and comfortable. New and improved I.Q.Shion DRI will not retain extra sweat at the forehead.

PROTECTION NEST TECH + D3O® + MULTI-DENSITY FOAMS

Elite-level protection from combination of 3D printed NEST TECH in key areas plus rate sensitive D3O® Smart Material and quality foams to help distribute impact energy.

ADJUSTMENT ACTIVE STABILIZER AND TOOL-FREE ADJUSTMENT SYSTEM

Self-adjusting occipital support cushion and an easy front-to-back side adjustment provide a customized snug fit that stays in place.

SHELL OPTIMIZED AESTHETICS AND REINFORCED SIDE IMPACT FRAME

A pro-approved look with structure stiffness on the sides for added protection.

COLORS

BLK	WHT	NAVY	RYL	RED

* Available as combo
* Offered as a combo with FM580 (S-M-L) in black

TACKS 310 HELMET

TECH 001

LIGHTWEIGHT VENTILATED COMFORT

3D MOLDED, FULL COVERAGE FOAM LINER CONFORMS TO THE SHAPE OF THE HEAD, OFFERING A CUSTOM-LIKE FIT RIGHT OUT OF THE BOX. ENGINEERED FOR LIGHTWEIGHT PERFORMANCE, THE FOAM USES DUAL-DENSITY EVA LAYERS THAT HELP ABSORB AND DISPERSE IMPACT FORCES WHILE MAINTAINING A LOW PROFILE.



R3FLEX
PROTECTION

A HIGH-PERFORMANCE HOCKEY HELMET ENGINEERED FOR COMPETITIVE PLAY ACROSS ALL AGE GROUPS. IT OFFERS A BALANCE OF ADVANCED PROTECTION AND SUPERIOR COMFORT, FEATURING MULTI-DENSITY IMPACT-ABSORBING FOAM IN A TIMELESS SHELL DESIGNED FOR THE HIGH-SPEED GAME. ITS TOOL-FREE ADJUSTMENT SYSTEM ENSURES A SECURE, PERSONALIZED FIT FOR PLAYERS OF ALL SIZES, WHILE STRATEGIC VENTILATION AND LIGHTWEIGHT MATERIALS PROMOTE COMFORT DURING GAMEPLAY. WHETHER YOU'RE LACING UP FOR YOUR FIRST TOURNAMENT OR GRINDING IT OUT IN ELITE LEAGUES, THIS HELMET IS BUILT TO PERFORM.

TECH 002

R3FLEX PROTECTION

R3FLEX
PROTECTION

INNOVATIVE, 3-IN-1 FOAM WRAPS THE HEAD IN ALL AROUND COMFORT, WHILE PROVIDING RELIABLE DYNAMIC PROTECTION THAT RESPONDS TO ALL TYPES OF IMPACTS IN THE GAME. THE PERFECT COMBINATION OF INSTANT AND LASTING COMFORT AND TRUSTWORTHY IMPACT MANAGEMENT.

TECH 003

TIMELESS SHELL DESIGN

AN ENDURING FAVORITE, THIS SHELL OFFERS PLAYERS THE SLEEK, LOW-PROFILE LOOK THEY PREFER. WITH A TOOL-FREE ADJUSTMENT SYSTEM AT THE REAR, THE LENGTH AND WIDTH CAN BE ADJUSTED FOR THAT PERFECT FIT IN ONE EASY STEP. NOW WITH EXTENDED SIZING SO YOUNGER PLAYERS CAN FEEL CONFIDENT AND COMFORTABLE ON THE ICE.

HT310V26 / HT310V26C

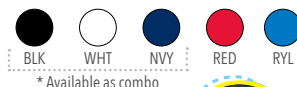
NEW TACKS 310 HELMET

SIZES	HAT SIZES
S	52.0 - 56.0 CM / 6 1/2 - 7
M	54.5 - 59.0 CM / 6 7/8 - 7 3/8
L	58.0 - 62.5 CM / 7 1/4 - 7 7/8

HELMET \$
COMBO \$

PROTECTION	R3FLEX PROTECTION + DUAL-DENSITY EVA FOR COMPETITIVE LEVEL PLAYERS	Full coverage 3D molded comfort liner that conforms to the head for a cushiony fit offering reliable dynamic response to help manage impacts in key areas.
COMFORT	LIGHTWEIGHT VENTILATED CONSTRUCTION	Anatomical design with ultralight wraparound fit enhances protection and airflow, helping players stay cool and comfortable during high-intensity shifts.
ADJUSTMENT	SINGLE TOOL-FREE ADJUSTMENT	Easy adjustment of length and width in one easy step at the back, for a customized snug fit.
SHELL	SLEEK TIMELESS LOOK	A pro-preferred shell with geometry that helps absorb impacts while providing a low volume fit.


COLORS



*Offered as a combo with FM580 (S-M-L) in black

* Available as combo

NEW TACKS 310 - WIDE FIT HELMET



SIZES	HAT SIZES
S+	51.0 - 55.0 CM / 6 3/8 - 6 7/8
M+	54.0 - 58.0 CM / 6 3/4 - 7 1/4
L+	57.0 - 61.0 CM / 7 1/4 - 7 5/8

HELMET \$

PROTECTION	R3FLEX PROTECTION + MULTI-DENSITY EVA FOR COMPETITIVE LEVEL PLAYERS	Combined full coverage comfort liner that conforms to the head for a cushiony fit offering reliable dynamic response to help manage impacts in key areas.
COMFORT	LIGHTWEIGHT VENTILATED CONSTRUCTION - UNIQUE WIDE FIT	Specially designed fit to better suit head shapes that are wider on sides and shorter front-to-back. Optimized to enhance protection and airflow, helping players stay cool and comfortable during high-intensity shift.
ADJUSTMENT	SINGLE TOOL-FREE ADJUSTMENT	Easy adjustment of length and width in one easy step at the back, for a customized snug fit.
SHELL	SLEEK TIMELESS LOOK	A pro-preferred shell with geometry that helps absorb impacts while providing a low volume fit.

COLORS HELMET ONLY



HT310V26 / HT310V26C

NEW TACKS 310 - JUNIOR HELMET

COMBO RECOMMENDED FOR
PLAYERS APPROXIMATELY **7 TO 10 YEARS OLD**

SIZE	HAT SIZES
JR (ONE SIZE)	49.5 - 53.5 CM / 6 1/4 - 6 3/4

HELMET \$
COMBO \$

COMFORT / PROTECTION	R3FLEX PROTECTION + MULTI-DENSITY EVA FOR YOUNG COMPETITIVE LEVEL PLAYERS	Combined full coverage comfort liner that conforms to the head for a cushiony fit offering reliable dynamic response to help manage impacts in key areas.
COMFORT	LIGHTWEIGHT VENTILATED CONSTRUCTION	Anatomical design enhances protection and airflow, helping players stay cool and comfortable during high-intensity shifts.
ADJUSTMENT	SINGLE TOOL-FREE ADJUSTMENT	Easy adjustment of length and width in one easy step at the back, for a customized snug fit.
SHELL	SLEEK TIMELESS LOOK	A pro-preferred shell with geometry that helps absorb impacts while providing a low volume fit.

COLORS



* Offered as a combo with FM580 (XS) in black

* JR-Combo sold with lightweight XS size cage that has thinner wires ideal for younger players.

* Available as combo

CCM'S INDUSTRY-LEADING TEAM OF ENGINEERS, PRODUCT MANAGERS AND DESIGNERS ARE FOCUSED ON DEVELOPING HELMETS THAT ARE SAFE. SCIENTISTS INDICATE THAT BRAIN INJURIES AND CONCUSSIONS ARE MAINLY DUE TO LINEAR AND ROTATIONAL ACCELERATIONS OF THE BRAIN BUT SCIENCE HAS YET TO REACH A CONSENSUS ON THE QUESTION. NO HOCKEY HELMET CAN PREVENT OR ELIMINATE THE RISK OF HEAD INJURY, INCLUDING CONCUSSIONS

FTW

FIT DEVELOPED FOR THE SHAPE OF THE FEMALE HEAD.



MADE FOR HER

INTRODUCING THE NEW CCM FTW HELMET, COMPLETING THE FULL HEAD-TO-TOE FTW PLAYER EQUIPMENT OFFERING. DESIGNED SPECIFICALLY

FOR WOMEN, TO PROVIDE IMPROVED FIT, COMFORT AND PROTECTION, WHILE ALSO ENHANCING THEIR COOL FACTOR ON THE ICE.

TECH 001

FTW SPECIFIC FIT & SIZING

THE FIRST OF ITS KIND - A HOCKEY HELMET WITH AN INTERIOR FIT DEVELOPED FOR THE FEMALE HEAD. AFTER THOROUGH SCIENTIFIC RESEARCH SHOWING DIFFERENCES BETWEEN THE HEAD SHAPES OF MEN AND WOMEN AFTER AGE 12, CCM DESIGNED A NEW FIT AND SIZE RANGE TO BETTER FIT WOMEN SO THEY CAN PLAY IN COMFORT AND SAFETY LIKE NEVER BEFORE.

OCCIPITAL+



TECH 002

NEW R3FLEX PROTECTION



BUILT WITH THE SAME COMPONENTS AS THE LATEST CCM TACKS 920 ELITE HELMET, THE FTW HELMET ALSO FEATURES OUR NEW INNOVATIVE, 3-IN-1 FOAM TO WRAP THE HEAD IN ALL AROUND COMFORT, WHILE PROVIDING RELIABLE DYNAMIC PROTECTION THAT RESPONDS TO ALL TYPES OF IMPACTS IN THE GAME. THIS CONFORMING LINER COMBINES INSTANT AND LASTING COMFORT WITH TRUSTWORTHY IMPACT MANAGEMENT.

TECH 003

FULL AER-TEC THERMOREGULATION SYSTEM

THE CCM FTW HELMET FEATURES CCM'S FULLY INTEGRATED AER-TEC THERMOREGULATION SYSTEM TO GUIDE FRESH AIR THROUGHOUT THE HELMET AND PUSH HEAT OUT THROUGH THE TOP AND REAR VENTS.

3D PRINTED NEST TECH LATTICE SECTIONS ARE STRATEGICALLY POSITIONED BEHIND THE ENLARGED SHELL OPENINGS TO ALLOW MORE COOL AIR IN, WHILE BUILT-IN AER-TEC VENTILATION CHANNELS HELP THAT FRESHNESS FLOW THROUGH THE HELMET AS YOU PLAY. ANY EXCESS SWEAT AT THE FOREHEAD IS WICKED AWAY BY THE AER-TEC TOTALDRI SWEATBAND.

BY OPTIMIZING AIR CIRCULATION AND SWEAT EVAPORATION TO REGULATE BODY TEMPERATURE, SCIENCE SHOWS* YOU WILL STAY COOLER AND BE ABLE TO MAKE FASTER GAME-CHANGING DECISIONS.



**NEST
TECH**



TECH 004

NEW SHELL DESIGN

ADPTFIT 360

OUR NEWEST SHELL OFFERS A SLEEK CLOSE-TO-THE-HEAD SHAPE WITH ENHANCED VENTING AND A NEW ADPTFIT 360 EASY-TO-USE 1-STEP ADJUSTMENT SYSTEM AT THE BACK TO ENSURE A SNUG FIT.



80
CCM

CCM'S INDUSTRY-LEADING TEAM OF ENGINEERS, PRODUCT MANAGERS AND DESIGNERS ARE FOCUSED ON DEVELOPING HELMETS THAT ARE SAFE. SCIENTISTS INDICATE THAT BRAIN INJURIES AND CONCUSSIONS ARE MAINLY DUE TO LINEAR AND ROTATIONAL ACCELERATIONS OF THE BRAIN BUT SCIENCE HAS YET TO REACH A CONSENSUS ON THE QUESTION. NO HOCKEY HELMET CAN PREVENT OR ELIMINATE THE RISK OF HEAD INJURY, INCLUDING CONCUSSIONS

IN COLLABORATION WITH THE UNIVERSITY OF OTTAWA, CCM DEVELOPED A TESTING PROTOCOL TO MEASURE HOCKEY PLAYERS' PERFORMANCE DROP DUE TO OVERHEATING DURING PLAY. RESULTS* SHOW PLAYERS WEARING AER-TEC EQUIPMENT NOT ONLY HAVE COOLER SKIN TEMPERATURE, BUT ALSO PERFORM BETTER (SKATE FASTER, MAKE THE RIGHT DECISIONS FASTER).
*COMPARED TO PLAYERS WEARING TRADITIONAL HOCKEY EQUIPMENT IN THE SAME CONDITIONS.



R3FLEX
PROTECTION

**NEST
TECH**



HTFTW / HTFTWC CCM FTW HELMET

SIZES	HAT SIZES
XS/S	49 - 56 CM / 6 1/4 - 7
M/L	53.5 - 60 CM / 6 3/4 - 7 1/2

HELMET \$
COMBO \$

PROTECTION
R3FLEX PROTECTION +
NEST TECH FOR ELITE
LEVEL PLAYERS

3-in-1 full coverage multipurpose comfort liner with dynamic response to help manage all types of impacts:
1) High energy impact shock absorption
2) Low energy impact cushioning
3) Adapts & conforms to the shape of the head

COMFORT
FTW FIT +
AER-TEC VENTILATION +
TOTALDRI

Interior developed specifically for the shape of the female head, featuring thermoregulation with strategically placed 3D printed NEST TECH lattice sections whose built-in ventilation channels guide fresh air throughout, along with R3FLEX Protection cushioned liner, plus a breathable AER-TEC sweatband* to wick moisture away and help manage sweat at the forehead. *personalizable & removable for easy washing

ADJUSTMENT
ADPTFIT 360 TOOL-FREE
ADJUSTMENT SYSTEM +
OCCIPITAL+

Wraps head length and width in one easy step at the back, with extended size range while the integrated hair groove in the occipital+ cushion help lock helmet in place comfortably.

SHELL
STREAMLINED NEW SHELL
WITH ENHANCED VENTING
TO BRING COOL AIR IN &
HELP GUIDE HEAT OUT

A pro-approved look to elevate your game and pass every mirror test, while keeping you looking & feeling fresh.

COLORS



BLK



WHT



NVY



RYL



RED

* Available as combo

* Offered as a combo with
FM580 (S-M) in Black

BOOKING ONLY

* REPLACEMENT SWEATBANDS also sold separately
(ACCHTSWB - pkg of 2)

• PERSONALIZATION LOGO STICKERS
(ACCHTSTA in various colors).





HT210 / HT210C TACKS 210 HELMET

SIZES	HAT SIZES	
XS	51.5 - 55.5 CM / 6 1/2 - 7	
S	52.5 - 57.0 CM / 6 5/8 - 7 1/8	
M	55.5 - 60.0 CM / 7 - 7 1/2	HELMET \$
L	58.5 - 63.0 CM / 7 3/8 - 8	COMBO \$

COMFORT / PROTECTION DUAL DENSITY VN + EVA FOAM LINER Developed for great comfort and impact protection, with fewer gaps in liner for a more head-hugging fit.

ADJUSTMENT SINGLE TOOL-FREE ADJUSTMENT Easy adjustment at the back of the helmet for a customized snug fit.

SHELL DESIGNED TO MAXIMIZE PROTECTIVE CAPABILITIES A sleek low profile look with geometry that helps absorb impacts.

COLORS

					*Offered as a combo with FM580 (S-M-L) in black
BLK	WHT	NVY	RYL	RED	

* Available as combo



HT70 / HT70C TACKS 70 HELMET

SIZES	HAT SIZES	
S	52.5 - 57.0 CM / 6 5/8 - 7 1/4	
M	56.0 - 60.0 CM / 7 - 7 1/2	HELMET \$
L	58.5 - 62.0 CM / 7 3/8 - 7 3/4	COMBO \$

COMFORT / PROTECTION DUAL DENSITY LINER Lightweight construction with full coverage dual density foam liner for top notch comfort and protection suitable for all ages, in a ventilated shell to help keep your head cool during play.

ADJUSTMENT TOOL-FREE LENGTH ADJUSTMENT Easy to use built-in Flip Clip adjustment on the side of the helmet for a customized fit and high level of comfort.

SHELL HIGH DENSITY PE SHELL WITH INTEGRATED EAR COVERS Modern, pro-approved look designed to help distribute recreational level impacts.

COLORS

					*Offered as a combo with FM70 (S-M-L) in black
BLK	WHT	NVY	RED COMBO ONLY	RYL COMBO ONLY	



SR
LINER

HT70C

TACKS 70 - JR / YT
COMBO ONLY

COMBO JR \$
COMBO YT \$



JR LINER



YT LINER

JUNIOR

DESIGNED SPECIFICALLY FOR PLAYERS FROM **7 TO 10 YEARS OLD**

SIZE	HAT SIZES
JR (ONE SIZE)	52.5 - 57 CM / 6 5/8 - 7 1/4

COMFORT / PROTECTION DUAL DENSITY LINER

ADJUSTMENT TOOL-FREE KID-SPECIFIC ADJUSTMENTS

SHELL HIGH DENSITY PE SHELL WITH INTEGRATED EAR COVERS

COMBO OFFERED WITH LIGHTWEIGHT FM70 (JR/YT) IN SILVER

COLORS

BLK	WHT	NVY	RED	PNK

YOUTH

DESIGNED SPECIFICALLY FOR PLAYERS FROM **3 TO 7 YEARS OLD**

SIZE	HAT SIZES
YT (ONE SIZE)	49 - 53 CM / 6 1/8 - 6 2/3

Lightweight construction with full coverage dual density foam liner for optimal comfort and protection for young players in a ventilated shell to help keep their head cool during play.

Easy tool-free adjustments for facemask height, plus quick-release chin strap buckle, and FlipClip helmet size adjustment on sides that kids and parents alike will appreciate.

Modern, pro-approved look designed to help distribute junior or youth specific impacts.

Personalization sticker included to help identify each player.

New ergonomic ear covers attached to rear shell to better align with ear as player grows.




HTMSPT / HTMSPTC MULTISPORT HELMET

SPECIFICALLY DESIGNED
FOR SKATERS FROM **2 TO 7** YEARS
OLD

SIZE
YT (ONE SIZE) HAT SIZES
48.5 - 54 CM / 6 - 6 1/2

COMFORT/ PROTECTION	EPP LINER WITH BUILT-IN EAR COVERS	Full wraparound EPP liner to help distribute multiple impacts as your little one learns to skate.
ADJUSTMENT	TOOL-FREE ADJUSTABLE FIT	Interchangeable foam pads to easily adjust fit & sizing + built-in self-adjusting occipital support cushion + quick-release chin strap.
SHELL	HIGH IMPACT PROTECTIVE SHELL	Lightweight yet highly protective one-piece shell with ventilated design to help airflow.
OTHER	VERSATILE DESIGN FOR MANY SPORTS & ACTIVITIES	Integrated ponytail groove so kids with all hair types can play comfortably + convenient goggle holder clip at rear.
COMBO	OFFERED WITH HEIGHT-ADJUSTABLE LIGHTWEIGHT FACEMASK FMSPORT ADAPTED TO YOUNG PLAYERS IN SILVER	

COLORS



* Available as combo

HELMET SIZE COMPARISON CHART

		HEAD CIRCUMFERENCE (CM) SIZE RANGE																
		48	49	50	51	52	53	54	55	56	57	58	59	60	61	62	63	64
TACKS X PRO	S																	
	M																	
	L																	
TACKS 920	S																	
	M																	
	L																	
TACKS 720	S																	
	M																	
	L																	
TACKS 310V26	JR																	
	S																	
	M																	
	L																	
	S+																	
	M+																	
	L+																	
	XS																	
TACKS 210	S																	
	M																	
	L																	
	YT																	
TACKS 70	JR																	
	S																	
	M																	
	L																	
	YT																	
MULTISPORT	YT																	



ACCESSORIES	STYLE CODE	DESCRIPTION / COLOR	COMPATIBILITY
FRONT POSTS	ACCHTPA	Helmet Front/ Temple Post A (20)	HTXCU - HTSPTX - HT710 - HT310V26 - HT210 - FL500
	ACCHTPB	Helmet Front Post B (20)	HT720 - HT910 - HT920 - HTXPRO
	ACCHTPC	Helmet Front Post C (20)	HT70
	ACCHTPD	Helmet Front Post D (20)	HTMSPR
TEMPLE POSTS	ACCHTPA	Helmet Temple Post A (20)	HTXCU - HTSPTX - HT910 - HT720 - HT710 - HT310V26 - HT210 - FL500
	ACCHTPE	Helmet Temple Post E (20)	HT70
	ACCHTPF	Helmet Temple Post F (20)	HTMSPR (HELMET)
	ACCHTPG	Helmet Temple Post G (20)	HTMSPRC (COMBO)
	ACCHTPL	Helmet Dual Temple Post L (10)	HT920 - HTXPRO
REAR POSTS	ACCHTPH	Helmet Rear Post H (20)	HTXCU - HTSPTX
	ACCHTPI	Helmet Rear Post I (20)	HT720 - HT910
	ACCHTPJ	Helmet Rear Post J (20)	HT710 - HT210 - HT70 - HTMSPR
	ACCHTPK	Helmet Rear Post K (20)	FL500
CHINSTRAPS + EARLOOPS	ACCTKXE	HELMET PERSONALIZATION KIT: includes front logo plate (1) + side logo stickers (2) + black earloops with color inserts (2) + white printed chinstrap (1) colors: red, royal, orange, kelly green, sunflower, maroon	HTXCU - HTSPTX - HT910-EXCEPT SIDE LOGOS
	ACCHTSLA	Helmet Chinstrap (10) + Earloops A (10L+10R) - Choice of Black or White	HT720 - HT910 - HT920 - HTFTW - HTXPRO
	ACCHTSLB	Helmet Chinstrap (10) + Earloops B (10L+10R) - Choice of Black or White	HT710 - HT310V26 - HT210
	ACCHTSLC	Helmet Chinstrap (10) + Earloops C (10L+10R) - Choice of Black or White	HT70
	ACCHTSLD	Helmet Chinstrap (10) - Choice of Black or White	HTMSPR
EARCOVERS	ACCHTECA	Helmet Earcovers A (5L+5R) - Available in S or M/L	HTXCU - HTSPTX - HT720 - HT910
	ACCHTECB	Helmet Earcovers B (5L+5R)	HT710 - HT310V26 - HT210
	ACCHTECC	Helmet Earcovers C (5L+5R)	FL500
	ACCHTECD	Helmet Earcovers D (5L+5R)	HT920 - HTXPRO
REAR SNAP BUTTON	ACCHTRSA	Rear snap button A (20) + Snap screws (20) + ACCFMCLIPA (20)	HTXCU - HTSPTX - HTXPRO - HT920 - HTFTW - HT910 - HT720 - HT710 - HT310V26 - HT210 - FL500 - HT70 - HTMSPR
J CLIPS + SCREWS	ACCJCLIPA	J clips (20) + Screw A (40)	FM70(SR) - HTMSPR
	ACCJCLIPB	J clips (20) + Screw B (40)	FM70 (YT/JR) - HTFL3DS (JR/YT)
	ACCJC1	J clips (20) + Screws C (20)	FM780 - FM580 - FM500 - FMFV1
TOP CLIPS + SCREWS	ACCTCA	Top clips (20) + Screws A (20)	HTMSPR
	ACCTCB	Top clips (20) + Screws B (20)	FM70 (SR)
	ACCTCC	Top clips (20) + Screws C (20)	FM70 (YT/JR)
	ACCTCD	Top clips (20) + Screws D (20)	FM580 - FM500 - FM780 - FMHVR
	ACCTCE	Top Clips (20) + Screws E (20)	FMFV1
	ACCTCF	Adjustable top clips (20) + Screw F (20)	FMPRO
HELMET SCREWS	ACCHTSA	Helmet screw A (20) - short 5.8mm	HTXCU - HTSPTX - HTXPRO - HT920 - HTFTW - HT910 - HT720 - HT710 - HT310V26 - HT210 - FL500 - HT70 - HTMSPR
CAGE SCREWS	ACCHTSB	Cage screw B (20) - medium 7.2mm	FM70
	ACCHTSC	Cage screw C (20) - long 8.9mm	FM780 - FM580 - FM500
	ACCHTSD	Cage screw D (20) - very long 13.5mm	FMFV1
VISOR SPACER + SCREWS	ACCVSA	Spacer kit 1 contains 5 sets, each with: 4 screws (2 long + 2 short), spacers (2), dual t-nuts (2)	VR14
	ACCVRPRO	Spacer kit 2: contains 5 sets, each with: 4 screws (2 long + 2 short), spacers (2), dual t-nuts (2)	VRPRO
	ACCFVC	Top clips (10L + 10R) + screws E (20)	FMFV1 (SR or JR)
	ACCHVR	Contains replacement visor (1) + side clips (2) + spacers (2) + screws (2) - Available in S/M or M/L	FMHVR
	ACCHVC	Contains 5 sets, each with: screws (2), side plates (1L + 1R), spacers (1L + 1R)	FMHVR
SWEATBAND	ACCHTSWB	Helmet sweatband replacement (2)	HT920 - HTFTW - HTXPRO
GOGGLE STRAP RETAINER	ACCHTGOG	Goggle strap retainer (5)	HTMSPR
CAGE BUCKLE	ACCFMCLIPA	Cage buckle clip A (20)	FM780 - FM580 - FM500 - FM500 - FM70 - HTMSPR - FMFV1
CHIN CUP	ACCHINCUP2	Replacement chin cup with adjustable straps	FMPRO
HELMET STICKER	HHNUMB	Helmet number sticker decals - includes 1 set (3 sheets) Colors: black, red, royal, white	MOST MODELS
	ACCHTSTA	Helmet logo stickers (1 front + 2 side) Colors: red, royal, orange, kelly green, sunflower, maroon	HT920 - HTFTW - HTXPRO





Protective sleeve included

** Visor portion can be easily replaced if damaged.
Replacement visor sold separately (FMHVR)
See p. 75 for details.

FMHVR HVR HYBRID VISOR/FACEMASK

SIZES S/M, M/L \$
COLORS BLACK CHROME



SCRATCH
RESISTANT



PREMIUM
OPTICAL ACCURACY



PREMIUM
ANTI-FOG

CONSTRUCTION	PERFECTLY BALANCED COMBINATION OF PREMIUM IMPACT RESISTANT POLYCARBONATE & OPTIMALLY POSITIONED THIN ALLOY BARS	Patent-pending design offers the best unobstructed field of vision in all game situations with the airflow benefits & protection of a cage, all in a modern look perfect for today's players.
DESIGN	OPTIMIZED OPTICAL ACCURACY & BREATHABILITY	<ul style="list-style-type: none"> Optimal Toric Lens to avoid distortion + strategically placed wires to reduce sight obstruction. Notched nose-cut visor design to allow maximum airflow + premium anti-fog treatment help reduce fogging during play. Premium anti-scratch treatment for durability & innovative visor replacement system (replacement visor sold separately ACCHVR). Well-balanced weight.
CHIN CUP	MULTI DENSITY FOAM FLOATING CHIN CUP	Comfortable and snug fitting chin cup that keeps the protection where it should.
CERTIFICATION	CSA, HECC, CE	Meets strict full face protection B1 certification requirements for use by a player of any age in hockey.



HELMET STORAGE BAG INCLUDED

FMFV1 FV1 FULL FACE VISOR

SIZES SR \$
JR \$



SCRATCH
RESISTANT



PREMIUM
OPTICAL ACCURACY



PREMIUM
ANTI-FOG

CONSTRUCTION	IMPACT RESISTANT POLYCARBONATE WITH ANTI-FOG AND ANTI SCRATCH	High-quality material and finish offers a wide and unobstructed field of vision treated to resist fog build-up and scratches for extended durability on & off the ice.
DESIGN	OPTIMAL VENT PLACEMENT	Modern vent design maximizes air flow for great breathability during play.
CHIN CUP	MULTI DENSITY FOAM FLOATING CHIN CUP	Comfortable and snug fitting chin cup that keeps the protection where it should.
CERTIFICATION	CSA, HECC, CE	



VR14 \$ VR14 STRAIGHT VISOR

CERTIFICATION CSA, HECC, CE
VISOR HEIGHT 96 MM / 3.8 IN
COLOR CLEAR



SCRATCH
RESISTANT



EXCELLENT
OPTICAL ACCURACY

CONSTRUCTION	IMPACT RESISTANT POLYCARBONATE WITH ANTI-FOG PROTECTION	High-quality material offers a clear field of vision to keep your eyes on the play.
DESIGN	STRAIGHT CUT	Modern look.
ADJUSTMENT	SCREWS + SPACERS	Include screws and spacers for a quick installation on your helmet.



VRPRO \$ VRPRO STRAIGHT VISOR

CERTIFICATION CSA, HECC, CE
VISOR HEIGHT 88 MM / 3.5 IN
COLOR CLEAR



SCRATCH
RESISTANT



PREMIUM
OPTICAL ACCURACY



PREMIUM
ANTI-FOG



ANTI-GLARE

CONSTRUCTION	IMPACT RESISTANT POLYCARBONATE WITH ANTI-FOG, ANTI-SCRATCH AND ANTI-GLARE PROTECTION	High-quality material and finish offers an unobstructed field of vision in a clear tint so your focus stays on the game.
DESIGN	OPTIMAL STRAIGHT CUT	Modern look with pro-inspired close to nose fit.
ADJUSTMENT	TIME-SAVING INSTALLATION SYSTEM	Pre-set with patent-pending ACCVRPRO user-friendly system (screws, spacers and dual T-nuts) to quickly and easily install on your helmet so you can get on the ice faster.
CUSTOMIZABLE	HELMET STORAGE BAG + SIDE LOGO STICKERS	Includes breathable bag to protect visor once it's on your helmet, and 7 pairs of different color side logo stickers to customize your look.





NEW

FMPRO PRO FACEMASK

SIZES SR S, M, L \$

COLORS

BLACK, BLACK CHROME, BLACK/WHITE, STAINLESS STEEL

WIRES	LIGHTWEIGHT, PERFORMANCE PLAYER CAGE	Protective and comfortable design with reduced visual obstructions, customizable fit and unique tech features.
DESIGN	STREAMLINED DESIGN FOR BEST FIELD OF VISION	Refined bar position, size and shape to optimize visibility from every angle on the ice.
WIRES	OPTIMIZED WIRES & ADJUSTABLE HEIGHT	Unique adjustable top clips allow players to easily adjust cage height to 3 different positions for improved sightlines.
CHIN CUP	ERGONOMIC DUAL DENSITY ADJUSTABLE CHIN CUP	Anatomical shape in a reduced size dual density EVA foam construction to optimize comfort and protection. New unique length-adjustable strap to customize floating chin cup from 2 positions for optimal support.

Replacement parts - Sold separately:

- Top Clips (ACCTCF)
- Chin Cup (ACCHINCUP2)



ADJUSTABLE HEIGHT
HAUTEUR RÉGLABLE



ADJUSTABLE STRAP LENGTH
COURROIE RÉGLABLE



580 FACEMASK

SIZES \$
SR S, M, L

NEW SIZE: XS - BK & BKWH

WHITE INTERIOR/
BLACK EXTERIOR
FM580BKWHSILVER
FM580SLBLACK
FM580BKCHROME
BOOKING ONLY
FM580CHWHITE
FM580WH

WIRES	THIN ROUND WIRES	Protective design provides maximum visibility.
CHIN CUP	MULTI DENSITY FOAM CHIN CUP	Designed to provide high levels of comfort and protection.

FM70 FACEMASK

SIZES SR S, M, L \$
COLOR BLACK

WIRES	THIN ROUND WIRES	Lightweight protective design provides maximum line of sight.
CHIN CUP	FLOATING CONSTRUCTION COMFORT FOAM	Designed to move with you for enhanced comfort while offering a good level of protection.



TACKS XR GHOST GLOVES

XR GHOST GLOVES ARE DESIGNED TO MEET THE INTENSITY OF THE GAME. BALANCING PROTECTION, MOBILITY AND FEEL IN ONE UNCOMPROMISING PACKAGE. FROM THE REINFORCED BACK HAND PAD TO THE RESPONSIVE PALM, EVERY DETAIL IS CRAFTED TO KEEP YOUR HANDS SAFE, YOUR GRIP STRONG, AND YOUR GAME SHARP.

SENSALAST PRO PALM

EXPERIENCE THE SOFTEST AND MOST DURABLE PALM YET WITH OUR LATEST TACKS GLOVE LINE. SENSALAST PRO PALM TECHNOLOGY DELIVERS UNBEATABLE COMFORT FROM THE MOMENT YOU TRY THEM ON, AND LASTING PERFORMANCE GAME AFTER GAME. WHETHER YOU'RE STICKHANDLING OR RIPPING A SHOT, IT GIVES YOU THE GRIP AND CONTROL TO MAKE IT COUNT.



TECH 001

PROTECTION

BUILT FOR THE TOUGHEST IMPACTS, THE XR GHOST GLOVES FEATURE A STIFF LOW PROFILE PROTECTION PLATE AND D30® ZERO IN KNUCKLE BLOCKS AND FINGERTIPS TO KEEP YOU SAFE ON EVERY PLAY, WITHOUT SACRIFICING ON MOBILITY. STAY CONFIDENT KNOWING YOUR HANDS ARE SAFE, NO MATTER THE INTENSITY OF THE GAME.



TECH 002

MOBILITY

DESIGNED FOR DYNAMIC PERFORMANCE, XR GHOST GLOVES DELIVERS UNRESTRICTED MOBILITY WITH IMPROVED FINGER FLEXIBILITY AND DIRECT DRIVE THUMB. WITH THE MAX FLEX CUFF, EVERY MOVEMENT FROM STICKHANDLING TO QUICK RELEASES FEELS MORE CONNECTED, FLUID AND UNRESTRICTED, GIVING YOU FULL CONTROL OVER THE GAME.



TECH 003

FEEL

FROM THE FIRST SHIFT, THE GLOVE FEELS LIKE AN EXTENSION OF YOUR HAND. EXPERIENCE THE PERFECT COMBINATION OF COMFORT AND PERFORMANCE, THE XR GHOST GLOVES WILL GIVE YOU THE CONFIDENCE TO HANDLE, PASS AND SHOOT WITHOUT THINKING TWICE. NO BREAK-IN REQUIRED, JUST COMFORT FROM FIRST SHIFT TO THE LAST.

IN COLLABORATION WITH THE UNIVERSITY OF OTTAWA, CCM DEVELOPED A TESTING PROTOCOL TO MEASURE HOCKEY PLAYERS' PERFORMANCE DROP DUE TO OVERHEATING DURING PLAY. RESULTS* SHOW PLAYERS WEARING AER-TEC EQUIPMENT NOT ONLY HAVE COOLER SKIN TEMPERATURE, BUT ALSO PERFORM BETTER (SKATE FASTER, MAKE THE RIGHT DECISIONS FASTER).

*COMPARED TO PLAYERS WEARING TRADITIONAL HOCKEY EQUIPMENT IN THE SAME CONDITIONS.



NEW

HGXR GHOST TACKS XR GHOST GLOVES



Polygiene®

SIZES SR 13", 14", 15" \$



NEW

HGXR PRO TACKS XR PRO GLOVES



Polygiene®

SIZES SR 13", 14", 15" \$

JR 11", 12" \$

CONSTRUCTION

**MAX PROTECTION ASD (ANATOMICAL SHIELD DESIGN)
COMBINED WITH NEST-TECH VENTILATED BACKHAND PAD**
Elite protection that also offers great ventilation. Highly mobile and roomy design paired with great tech to keep your hands comfortable and ready for whatever the game brings.

CONSTRUCTION

**MAX PROTECTION ASD (ANATOMICAL SHIELD DESIGN)
WITH PRO APPROVED POLYESTER + PU LEATHER**
Pro-level protection in a highly mobile and roomy design paired with great tech to keep your hands comfortable and ready for whatever the game brings.

LINER

**POLYGIENE + ODORCRUNCH™ TREATED LINERS
AND COMFORT FOAMS**
Soft and comfortable foam with enhanced antibacterial and odor fighting treatments to help keep your gloves feeling fresh.

LINER

**POLYGIENE + ODORCRUNCH™ TREATED LINERS
AND COMFORT FOAMS**
Soft and comfortable foam with enhanced antibacterial and odor fighting treatments to help keep your gloves feeling fresh.

FINGERS

**D30® ZERO KNUCKLE AND FINGER TIPS BLOCS + HYBRID
NASH FINGER TIPS + 3 PIECE INDEX AND RING FINGERS**
Enhanced protection where it matters most, while delivering optimal freedom of movement.

FINGERS

**D30® ZERO KNUCKLE AND FINGER TIPS BLOCS +
HYBRID NASH FINGER TIPS + 3 PIECE INDEX
AND RING FINGERS**
Enhanced protection where it matters most, while delivering optimal freedom of movement.

BACKHAND

**STIFF LOW PROFILE INTEGRATED IMPACT PROTECTION PLATE
MADE OF INJECTED HIGH GRADE POLYETHYLENE PLASTIC**
Pro-level impact protection on back of hand to protect against the hardest of shots and NEST-TECH 3D printed lattice pad to enhance airflow throughout the glove.

BACKHAND

**STIFF LOW PROFILE INTEGRATED IMPACT PROTECTION
PLATE MADE OF INJECTED HIGH GRADE POLYETHYLENE
PLASTIC** Pro-level impact protection on back of hand to protect against the hardest of shots and ventilation port to enhance airflow throughout the glove.

THUMB

ELITE FLEX THUMB WITH DIRECT-DRIVE THUMB SLEEVE
2-piece flexible thumb combined with unique DIRECT-DRIVE sleeve delivers better mobility and an incredible grip on your stick.

THUMB

ELITE FLEX THUMB
2-piece flexible thumb delivers better mobility and an incredible grip on your stick.

PALM

**SENSALAST PRO PALM WITH EMBOSSED REINFORCEMENT
TREATED WITH POLYGIENE ODORCRUNCH™**
Pro feel palm with ultimate comfort and ventilation window provides an optimal interaction with your stick.

PALM

**SENSALAST PRO PALM WITH EMBOSSED REINFORCEMENT
TREATED WITH POLYGIENE ODORCRUNCH™**
Pro feel palm with ultimate comfort and ventilation window provides an optimal interaction with your stick.

CUFF

MAX FLEX + FLEXMOTION CUFF
Open cuff design that allows for unrestricted wrist movements, flexibility and protection.

CUFF

MAX FLEX + FLEXMOTION CUFF
Open cuff design that allows for unrestricted wrist movements, flexibility and protection.

OTHER

POLYGIENE™ + ODORCRUNCH™ TREATED SUBLIMATED LINER
Superior quality liner that feels great and helps you stay dry with enhanced antibacterial and odor fighting treatments to help keep your gloves feeling fresh.

OTHER

POLYGIENE + ODORCRUNCH TREATED SUBLIMATED LINER
Superior quality liner that feels great and helps you stay dry with enhanced antibacterial and odor fighting treatments to help keep your gloves feeling fresh.

COLORS



BKGPH NVNV

COLORS



BKWH BKGPH NVWH RDWH BKRW WHNV

Booking only



NEW

HGXR TACKS XR GLOVES



Polygiene®

SIZES	SR	13", 14", 15"	\$
	JR	10", 11", 12"	\$



NEW

HGXR80 TACKS XR 80 GLOVES



Polygiene®

SIZES	SR	13", 14", 15"	\$
	JR	10", 11", 12"	\$

CONSTRUCTION **MAX PROTECTION ASD (ANATOMICAL SHIELD DESIGN) WITH PRO APPROVED POLYESTER**
Elite-level protection in a highly mobile and roomy design paired with great tech to keep your hands comfortable and ready for whatever the game brings.

CONSTRUCTION **PRO QUALITY MESH + LIGHTWEIGHT POLYESTER**
Lightweight and incredibly durable, in an anatomical design ideal for competitive play.

LINER **POLYGIENE + ODORCRUNCH TREATED LINERS AND COMFORT FOAMS**
Soft and comfortable foam with enhanced antibacterial and odor fighting treatments to help keep your gloves feeling fresh.

LINER **LAMINATED LINER WITH PU FOAM CUSHIONING**
Soft and comfortable game-ready feel.

FINGERS **D30® ZERO KNUCKLE BLOCS + HD FOAM REINFORCED FINGER BLOCS + 3 PIECE INDEX**
Enhanced protection where it matters most, while delivering optimal freedom of movement.

FINGERS **DUAL-DENSITY FOAM WITH PE INSERTS + 3 PIECE INDEX**
Top caliber protection with construction that allows for enhanced freedom of movement and dexterity.

BACKHAND **STIFF LOW PROFILE INTEGRATED IMPACT PROTECTION PLATE MADE OF INJECTED HIGH GRADE POLYETHYLENE PLASTIC**
Elite-level impact protection on back of hand to protect against the hardest of shots and ventilation port to enhance airflow throughout the glove.

BACKHAND **REDESIGNED LOW-PROFILE BACKHAND**
Simpler backhand design using premium foams and PE plastic inserts delivers lightweight good protection.

THUMB **ELITE FLEX THUMB - FROM SIZES 11"**
2-piece flexible thumb delivers better mobility and an incredible grip on your stick.

THUMB **ELITE FLEX THUMB - FROM SIZES 11"**
2-piece flexible thumb delivers better mobility and an incredible grip on your stick.

PALM **SENSALAST PALM WITH REINFORCEMENT TREATED WITH POLYGIENE ODORCRUNCH™**
Elite feel palm with ultimate comfort provides a great interaction with your stick.

PALM **NASH PALM + NASH REINFORCEMENT**
Soft feel and enhanced durability.

CUFF **FLEXMOTION CUFF**
Open cuff design that allows for unrestricted wrist movements and protection.

CUFF **FLEXMOTION CUFF**
Open cuff design that allows for unrestricted wrist movements and protection.

OTHER **POLYGIENE + ODORCRUNCH™ TREATED SUBLIMATED LINER**
Superior quality liner that feels great and helps you stay dry with enhanced antibacterial and odor fighting treatments to help keep your gloves feeling fresh.

COLORS



BKWH BKGP NVWH BKRW NVRW

COLORS



BKWH NVWH RYWH NVSFL BKRW



NVRW BKOR BKGD RDWH WHBK

Booking only



BKOR BKGD NVSF WHRD

Booking only





HGFT8PRO JETSPEED FT8 PRO GLOVES

SIZES	SR	13", 14", 15"	\$
	JR	11", 12"	\$



HGFT8 JETSPEED FT8 GLOVES

SIZES	SR	13", 14", 15"	\$
	JR	10", 11", 12"	\$



HGFT880 JETSPEED FT880 GLOVES

SIZES	SR	13", 14", 15"	\$
	JR	10", 11", 12"	\$

CONSTRUCTION	AER-TEC THERMOREGULATION SYSTEM + IMPROVED GAME READY COMFORT & MOBILITY FOR MAXIMUM FEEL AER-TEC powered system allows maximum breathability and airflow. Lightweight and comfortable construction is optimized for pro-level of play and the game ready feel is ready to go when you are.	CONSTRUCTION	AER-TEC THERMOREGULATION SYSTEM + IMPROVED GAME READY COMFORT & MOBILITY FOR ELITE FEEL AER-TEC powered system allows maximum breathability and airflow. Lightweight construction with a new back roll design that follows a perfectly anatomical shape, ideal for an elite or competitive level player.	CONSTRUCTION	GAME READY CONSTRUCTION FOR IMPROVED FIT/FEEL Lightweight and incredibly durable, in an anatomical back roll design ideal for competitive play.
LINER	AER-TEC SUSPENSION SYSTEM MESH LINER TREATED WITH POLYGIENE + ODORCRUNCH™ AND INCREASED FINGERS & KNUCKLE COMFORT Max ventilation and mesh lining for cooling and evaporation to help keep hands dry. Absorbs less sweat to stay light and provides instant & long-lasting comfort.	LINER	AER-TEC SUSPENSION SYSTEM MESH LINER TREATED WITH POLYGIENE + ODORCRUNCH™ AND INCREASED FINGERS & KNUCKLES COMFORT Max ventilation and mesh lining for cooling and evaporation to help keep hands dry. Absorbs less sweat to stay light and provides instant & long-lasting comfort.	LINER	SOFT LAMINATED LINER WITH COMFORTABLE PU FOAM CUSHIONING Soft feel from the start for increased comfort.
FINGERS	PREMIUM ZOTEFOAM® + HIGH DENSITY PE FOAM + PE INSERTS + IMPROVED COMFORT PU FOAM CUSHIONING Offering the best protection-to-weight ratio: extremely lightweight construction with pro-level protection, and three-piece index for max dexterity.	FINGERS	PREMIUM ZOTEFOAM® + HIGH DENSITY PE FOAM + PE INSERTS + IMPROVED COMFORT PU FOAM CUSHIONING Lightweight construction yet high level protection and three-piece index for maximum dexterity.	FINGERS	COMPETITIVE FOAM PACKAGE WITH PE FOAM + PE INSERTS Lightweight high quality protective foam and plastic inserts.
BACKHAND	AER-TEC VENTILATION SYSTEM + PREMIUM ZOTEFOAM® + HIGH DENSITY PE FOAM + PE INSERTS 2 ventilated ports on back of hand for optimal airflow along with pro-level protection.	BACKHAND	AER-TEC VENTILATION SYSTEM + ELITE-LEVEL PE FOAM + HIGH DENSITY PE FOAM + PE INSERTS Ventilation port on back of hand for optimal airflow along with elite-level protection.	BACKHAND	PE FOAM + PE INSERTS Premium foam and inserts deliver lightweight, top-notch protection.
THUMB	IMPROVED PRO FLEXTUMB - FROM SIZE 11" 2-piece thumb delivers better mobility and an incredible grip on your stick with ventilated mesh in back of thumb for added airflow where you really feel it.	THUMB	PRO FLEXTUMB - FROM SIZE 11" 2-piece thumb delivers better mobility and an incredible grip on your stick with ventilated mesh in back of thumb for added airflow where you really feel it.	THUMB	IMPROVED PRO FLEXTUMB - FROM SIZE 11" Increased mobility for a better grip.
PALM	SENSALAST PRO PALM: PRO BASE PALM + SENSALAST REINFORCEMENT WITH EMBOSSED TEXTURE TREATED WITH POLYGIENE + ODORCRUNCH™ Seamless palm-to-cuff transition inside & out for ultimate comfort, combined with a pro-feel palm providing an optimal interaction with your stick.	PALM	SENSALAST PALM + REINFORCEMENT WITH EMBOSSED TEXTURE + TREATED WITH POLYGIENE & ODORCRUNCH™ Soft feel seamless palm-to-cuff transition inside & out, combined with a pro-feel palm allowing ultimate stickhandling with high-caliber durability and grip.	PALM	SENSALAST PALM + REINFORCEMENT Incredible feel and enhanced durability.
CUFF	MAX FLEX CUFF ROLL Allows for unrestricted wrist movements, flexibility and protection plus breathable protection.	CUFF	SHORT PRE-ANGLED OPEN CUFF Enhanced range of wrist movements and protection.	CUFF	SHORT PRE-ANGLED ONE-PIECE OPEN CUFF Unrestricted wrist movement, plus augmented flexibility and protection.
OTHER	POLYGIENE + ODORCRUNCH™ TREATED SUBLIMATED LINER Superior quality liner that feels great and helps you stay dry with enhanced antibacterial and odor fighting treatments to help keep your gloves feeling fresh.	OTHER	POLYGIENE + ODORCRUNCH™ TREATED SUBLIMATED LINER Superior quality liner that feels great and helps you stay dry with enhanced antibacterial and odor fighting treatments to help keep your gloves feeling fresh.	COLORS	



Booking only



HG4RP3 TACKS 4R PRO³ GLOVES

SIZES SR 13", 14", 15" \$

CONSTRUCTION	PRO-APPROVED POLYESTER + PU LEATHER	Maximized durability with a classic 4 roll backhand look in a looser fitting profile.
LINER	POLYGIENE® TREATED LINER	Soft, comfortable and treated with anti-microbial Polygiene® to help control odor-causing bacteria.
FINGERS / BACKHAND	DUAL DENSITY FOAM WITH PE INSERTS + D30® ZERO BACKHAND + SOFT COMFORT FOAMS	Pro-level protection and shock absorbency around the entire hand with added D30® Zero on the backhand. Our new soft foams make sure your glove is comfortable all game long.
THUMB	PRO FLEXTHUMB - SR ONLY	Two-piece thumb delivers better mobility and an incredible grip on your stick.
PALM	SENSALAST PALM WITH SENSALAST REINFORCEMENT	Seamless palm-to-cuff transition inside & out for ultimate comfort, combined with a pro-feel palm providing an optimal interaction with your stick.
CUFF	MAX FLEX CUFF	Our flexible cuff allows players to properly load their stick and get the most out of their shot.

COLORS



TOWH BKGP BKWH RDRD NVNV BKRW



HGFTW24 JETSPED FTW WOMEN'S GLOVES

SIZES WM SR 12,13,14" - TAPERED \$

CONSTRUCTION	LIGHTWEIGHT & BREATHABLE, TAPERED PRO-LEVEL PROTECTION	Adapted fit for women's hand proportions to be more narrow with longer fingers, to ensure comfort, close-to-the-hand fit and elite-level protection without compromise.
LINER	AER-TEC SUSPENSION SYSTEM MESH LINER TREATED WITH POLYGIENE ODORCRUNCH™	Patent-pending design provides max ventilation and mesh lining for cooling and evaporation to help keep hands dry. Absorbs less sweat to stay light and provides instant & long-lasting comfort.
FINGERS	ELITE-LEVEL HIGH-DENSITY PE FOAM + PE INSERTS + PU FOAM CUSHIONING	Lightweight construction yet high level protection and three-piece index for maximum dexterity.
BACKHAND	AER-TEC VENTILATION SYSTEM + ELITE-LEVEL PE FOAM + HIGH DENSITY PE FOAM + PE INSERTS	2 ventilated ports on back of hand for optimal airflow along with elite-level protection.
THUMB	PRO FLEXTHUMB	2-piece thumb delivers better mobility and an incredible grip on your stick with ventilated mesh in back of thumb for added airflow where you really feel it.
PALM	SENSALAST PALM + REINFORCEMENT WITH EMBOSSED TEXTURE + TREATED WITH POLYGIENE ODORCRUNCH™	Soft feel seamless palm-to-cuff transition inside & out, combined with a pro-feel palm allowing ultimate stickhandling with high-caliber durability and grip.
CUFF	SHORT PRE-ANGLED OPEN CUFF	Enhanced range of wrist movements and protection.

OTHER

POLYGIENE + ODORCRUNCH™ TREATED SUBLIMATED LINER

Superior quality liner that feels great and helps you stay dry with enhanced antibacterial and odor fighting treatments to help keep your gloves feeling fresh.

COLORS



BKWH NVWH RDWH



NEW

HGNEXT26 CCM NEXT GLOVES

SIZES	SR	13", 14", 15"	\$
	JR	10", 11", 12"	\$



NEW

HGNEXT26 CCM NEXT - YOUTH GLOVES

SIZES	YT	8", 9"	\$
-------	----	--------	----

CONSTRUCTION

REDESIGNED FIT & COMFORT PACKAGE + LIGHTWEIGHT POLYESTER
Durable construction built from high-quality material in our simplest back roll design giving a more anatomical fit, ideal for recreation play at any age.

CONSTRUCTION

LIGHTWEIGHT POLYESTER
Durable construction built from high quality materials suited to a child's recreational level of play.

LINER

SUBLIMATED LINER WITH PU CUSHION FOAM
Soft feel from the start.

LINER

SUBLIMATED LINER WITH PU CUSHION FOAM
Soft and comfortable feel.

FINGERS

PE FOAM + PE INSERTS
Lightweight high quality protection, increased mobility.

FINGERS

PE FOAMS WITH 2-PIECE FINGERS
High-level foam protection.

BACKHAND

PE FOAM + PE INSERTS
High quality foam and plastics for good backhand protection.

BACKHAND

PE FOAMS
High quality protection, increased mobility design.

THUMB

FLEXTHUMB - FROM SIZE 11"
Great protection and mobility.

PALM

SUBLIMATED SENSALAST PALM
Soft feel and enhanced durability.

PALM

SUBLIMATED SENSALAST PALM + REINFORCEMENT
Soft feel and enhanced durability.

CUFF

OPEN CUFF
Freedom of movement, plus augmented flexibility and protection.

CUFF

SHORT PRE-ANGLED ONE-PIECE OPEN CUFF
Unrestricted wrist movement, plus augmented flexibility and protection.

Open segmented cuff for major freedom of movement, flexibility and protection.

COLORS



BKWH NVWH RDWH

COLORS



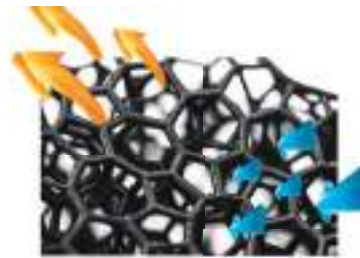
BKWH NVWH RDWH



NEST TECH TECHNOLOGY

3D PRINTED PADDING ENGINEERED WITH OPTIMIZED GEOMETRIES OFFERS:

- Elite level of protection
- Unmatched breathability to help keep you cool and your performance at its peak
- Added ventilation to help your gear dry faster




WHAT IS D30® ZERO

Embracing sustainability without compromising performance, D30® Zero sets a new standard for eco-friendly materials in the world of sports equipment. Crafted with meticulous attention to detail, D30® Zero is a cutting-edge foam that not only offers unparalleled protection but also minimizes its environmental impact. Made from recycled sources, this revolutionary material reflects our commitment to a greener future, preserving the very playground we cherish - the ice.

RECYCLED D30® MATERIAL



LOW PROFILE AND FLEXIBLE



WHAT IS D30®

D30® uses a combination of patented, patent-pending and proprietary technologies to make rate sensitive, soft, flexible materials with high shock absorbing properties. It offers the thinnest and most advanced protection against impact. D30® materials are made using a combination of advanced polymer chemistry and cutting-edge design. The materials are soft and flexible, with no compromise on comfort, but react differently when force is applied. D30® absorbs and dissipates energy during an impact, reducing the amount of force transmitted to your body compared to standard foams.

HOW D30® MATERIALS WORK

D30® has a unique molecular structure; in standard conditions, the molecules flow freely allowing the material to remain soft and flexible, but on impact, they lock together to absorb and dissipate the impact energy and reduce the transmitted force. The molecules instantly return to their flexible state. D30® is strain-rate sensitive, which means the stronger the impact, the more the molecules react, providing great protection.

CCM uses D30® Smart Material in key areas that require the highest degree of protection and comfort due to its many excellent properties. D30® materials allow CCM products to remain lightweight and manage various types of impacts often experienced in hockey.

HOW D30® TECHNOLOGIES WORK




SOFT AND FLEXIBLE MATERIAL



ABSORBS AND DISSIPATES IMPACT ENERGY



RETURNS TO FLEXIBLE STATE





AER-TEC TOTALDRI

CCM TOTALDRI HAS BEEN ENHANCED WITH AER-TEC TECHNOLOGY TO OPTIMIZE FABRIC WICKING AND PROVIDE STRATEGIC AERATION ZONES TO EVAPORATE SWEAT AND ALLOW THE BODY TO COOL QUICKER.

AER-TEC SUSPENSION SYSTEM

CCM'S NEW AER-TEC SUSPENSION SYSTEM CREATES SPACES WHICH ALLOW COOL AIR TO CIRCULATE THROUGH THE EQUIPMENT WHICH IN TURN PROMOTES SWEAT EVAPORATION AND ALLOWS HOT AIR TO ESCAPE.



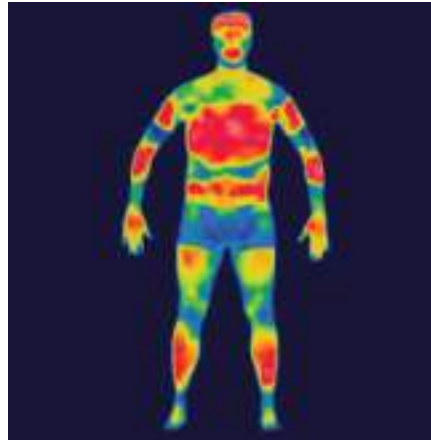
AER-TEC VENTILATION SYSTEM

STRATEGICALLY PLACED AIR PORTS IN GEAR ALLOW FOR OPTIMAL AIR FLOW TO PROMOTE SWEAT EVAPORATION OFF OF THE BODY THANKS TO CCM'S NEW AER-TEC VENTILATION SYSTEM.

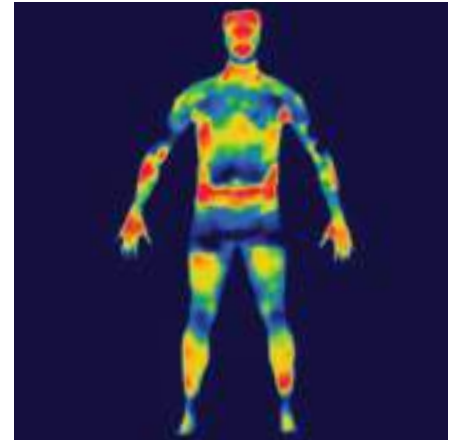


* THERMAL IMAGES TAKEN AFTER HOCKEY GAME SIMULATION TESTING PROTOCOL. TESTING WAS PERFORMED ON AER-TEC GEAR (SIZE SR. L JETSPED FT6 PRO PROTECTIVE, 2023 BASE LAYERS, 7000 GAMEWEAR JERSEY AND SOCKS) VERSUS PREVIOUS MODELS OF CCM PROTECTIVE, BASE LAYERS AND GAMEWEAR GEAR.

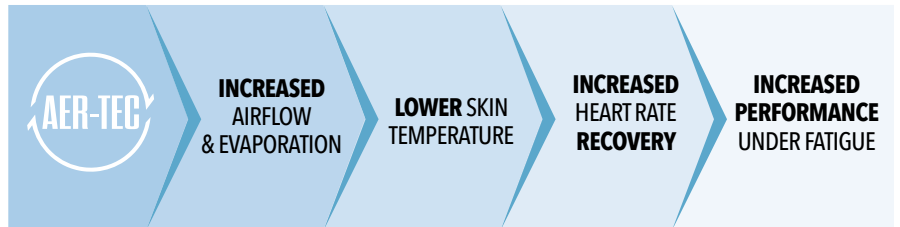
FEEL COOLER PLAY SMARTER



THERMAL IMAGE
WITHOUT
AER-TEC*

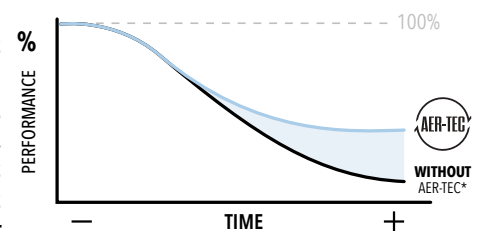


THERMAL IMAGE
WITH
AER-TEC

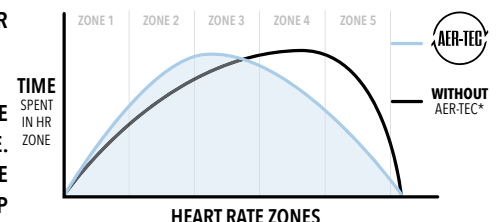


AER-TEC IS THE LATEST CCM TECHNOLOGY THAT WAS DESIGNED AND ENGINEERED TO PROMOTE THERMOREGULATION FOR PLAYERS AND GOALIES. THE TECHNOLOGY IS BUILT INTO BASE LAYER TOP AND BOTTOMS, PROTECTIVE EQUIPMENT FOR PLAYERS AND GOALIES, AND IN THE NEWEST GAMEWEAR JERSEYS AND SOCKS. THE TECHNOLOGY FUNCTIONS ON ITS OWN IN EACH PIECE OF GEAR, BUT ALSO MORE EFFICIENTLY IN SYNERGY AS A SYSTEM BETWEEN ALL LAYERS OF GEAR. THE ABSORPTION, EVAPORATION AND VENTILATION OF THE GEAR ALLOWS THE BODY'S CORE TEMPERATURE TO COOL QUICKER, HELPING YOU MAKE FASTER, BETTER DECISIONS WHEN IT COUNTS.

YOU'LL NOTICE THE DIFFERENCE ONCE YOU'RE REALLY GOING ALL OUT ON THE ICE. AER-TEC KEEPS YOUR BODY TEMPERATURE REGULATED AND COOL, WHICH HELPS KEEP YOUR PERFORMANCE FROM DECLINING AND ALLOWS YOU TO STAY AT THE TOP OF YOUR GAME. SAY GOODBYE TO WET GEAR AND OVERHEATING. SAY HELLO TO THE NEWEST TECHNOLOGY IN PERFORMANCE.



AER-TEC HELPS REGULATE YOUR BODY TEMPERATURE AND KEEP YOU COOL SO YOU CAN PERFORM BETTER UNDER FATIGUE.



AER-TEC REDUCES THE AMOUNT OF TIME SPENT NEAR YOUR MAX HEART RATE

POLYGIENE® TECHNOLOGY


POLYGIENE® IS THE MARKET LEADING INGREDIENT BRAND FOR STAYS FRESH SOLUTIONS. WITH POLYGIENE STAYS FRESH® TECHNOLOGY/TECHNOLOGIES, ENJOY FRESH-ALL-DAY CONFIDENCE. POLYGIENE MAKES YOUR PRODUCTS STAY FRESH AND LAST LONGER.

WITHOUT POLYGIENE COMBINATION

ODOR MOLECULES (SMOKE, FOOD, BODY ETC) AND MICROBES SETTLE IN MATERIAL AND MULTIPLY

WITH POLYGIENE COMBINATION

ODORCRUNCH & BIOSTATIC TECHNOLOGIES ELIMINATE ODOR MOLECULES AND STOP ODOR CAUSING BACTERIA



Polygiene®

POLYGIENE BIOSTATIC™ STAYS FRESH TECHNOLOGY

MAKES YOUR PRODUCTS STAY FRESH, WHICH MEANS THAT YOU CAN ENJOY FRESH- ALL-DAY CONFIDENCE, AS WELL AS WEAR YOUR PRODUCTS MORE AND WASH THEM LESS. SAVING YOU TIME, WATER AND WASTE - AND NOT LEAST, THE PRODUCT ITSELF.

POLYGIENE ODORCRUNCH™

STAYS FRESH TECHNOLOGY IS A NATURAL PRODUCT THAT CONSISTS OF THE MAIN INGREDIENT IN SAND (SILICA). ODOR MOLECULES ARE EFFICIENTLY CAPTURED AND PERMANENTLY ELIMINATED - KEEPING THE PRODUCT FRESH, REDUCING THE NEED TO WASH, AND THEREFORE MAKING IT LAST LONGER.

USED IN KEY AREAS **WHERE IT COUNTS**



TACKS PRO PANTS



THE TACKS PRO PANTS ARE BUILT TO HANDLE THE HITS WITHOUT HOLDING YOU BACK. FEATURING D30® PROTECTION AND THE AER-TEC THERMOREGULATION SYSTEM, THE PANTS OFFER THE PERFECT COMBINATION OF COVERAGE, COMFORT AND MOBILITY WITHOUT COMPROMISING SPEED SO YOU CAN STAY PROTECTED SHIFT AFTER SHIFT.



FEEL COOLER PLAY SMARTER

TECH 001

PROTECTION



CONFIDENCE ON THE ICE STARTS WITH PROTECTION. WITH HIGH-DENSITY FOAMS AND REINFORCED PADDING IN KEY AREAS, THE TACKS PRO PANTS OFFER ELITE-LEVEL PROTECTION AGAINST IMPACTS. STAY SAFE AND MOVE COMFORTABLY WITH CCM'S INNOVATED GEAR FEATURING D30®.

TECH 002

BREATHABILITY

EXPERIENCE COMFORT ON THE ICE LIKE NEVER BEFORE WITH AER-TEC THERMOREGULATION TECHNOLOGY. STRATEGICALLY PLACED VENTILATION ZONES ALLOW FOR MAXIMUM AIRFLOW, KEEPING YOU COOL, DRY, AND LIGHT ON YOUR FEET. THE BREATHABLE DESIGN HELPS REGULATE BODY TEMPERATURE, SO YOU STAY FOCUSED AND COMFORTABLE FROM START TO FINISH.

TECH 003

COMFORT

THE NEW TACKS PRO HOCKEY PANTS ARE SECURE WHERE THEY NEED TO BE, AND FLEXIBLE WHERE IT COUNTS. THEY OFFER COMFORT IN EVERY SHIFT, SO YOU CAN STAY FOCUSED ON YOUR GAME EVERYTIME YOU HIT THE ICE.

IN COLLABORATION WITH THE UNIVERSITY OF OTTAWA, CCM DEVELOPED A TESTING PROTOCOL TO MEASURE HOCKEY PLAYERS' PERFORMANCE DROP DUE TO OVERHEATING DURING PLAY.

RESULTS* SHOW PLAYERS WEARING AER-TEC EQUIPMENT NOT ONLY HAVE COOLER SKIN TEMPERATURE, BUT ALSO PERFORM BETTER (SKATE FASTER, MAKE THE RIGHT DECISIONS FASTER).

*COMPARED TO PLAYERS WEARING TRADITIONAL HOCKEY EQUIPMENT IN THE SAME CONDITIONS.



NEW
HPTKSPRO
TACKS PRO
PANTS



SIZES	SR	S, M, L, XL	\$
JR	M, L		\$

NEW
HPTKS+
TACKS+
PANTS



SIZES	SR	S, M, L, XL	\$
JR	S, M, L		\$

NEW
HPTKS
TACKS
PANTS

SIZES	SR	S-L, S, M, L, XL, 2XL	\$
JR	S, M, L		\$

CONSTRUCTION	MAX COVERAGE ASD (ANATOMICAL SHIELD DESIGN) FLEXMOTION WRAPAROUND PROTECTION + AER-TEC VENTILATION SYSTEM Engineered to offer the highest level of protection, now with an advanced level of breathability thanks to the addition of some AER-TEC thermoregulation features. The ventilated belly pad brings in cool air and the MAX COVERAGE ASD protects you like the pros.	CONSTRUCTION	MAX COVERAGE ASD (ANATOMICAL SHIELD DESIGN) FLEXMOTION WRAPAROUND PROTECTION Engineered to offer an elite level of protection and comfort all in a classic fit.	CONSTRUCTION	MAX COVERAGE ASD (ANATOMICAL SHIELD DESIGN) Engineered to offer the highest quality protection.
ADJUSTMENT	INTEGRATED BELT + STABILIZED BELLY PAD + 1" ZIPPER Adjustable built-in belt locks in place during play, ventilated belly pad offers more airflow and stays where it should. The practical hidden +1 length extension is great for growth spurts or taller players.	ADJUSTMENT	INTERNAL BELT + STABILIZED BELLY PAD + 1" ZIPPER Adjustable built-in belt locks in place during play, ventilated belly pad offers more airflow and stays where it should. The practical hidden +1 length extension is great for growth spurts or taller players.	ADJUSTMENT	INTERNAL BELT + 1" ZIPPER The inner belt allows you to find your perfect fit and keep the pants in place during play while an extra 1" extension means these pants can grow with the player.
KIDNEY	MOLDED PE CAPS + SUBLIMATED COMFORT LINER + LOWER BACK PROTECTION INSERTS Pro-level protection in the caps and lower back protection inserts in belt help you stay protected and dry on the ice, while the premium sublimated liner absorbs less sweat.	KIDNEY	MOLDED PE CAPS + SUBLIMATED COMFORT LINER Premium sublimated liner for comfort and elite-level protection in the caps helps you stay protected and comfortable on the ice.	KIDNEY	MOLDED PE CAP + SUBLIMATED COMFORT LINER Trustworthy impact protection with maximum comfort.
HIP	D30® INSIDE HIP PAD + AER-TEC VENTILATION SYSTEM Pro-level hip cap reinforced with D30® Zero disperses impact force away from hip joints while the unique segmented FLEXMOTION hip pad design increases mobility. Added AER-TEC ventilation system to help keep you cool and dry.	HIP	JDP HIP CAPS WITH D30® ZERO Elite-level JDP hip cap reinforced with D30® Zero disperses impact force away from hip joint while the unique segmented Flexmotion hip pad design increases mobility.	HIP	JDP HIP CAPS Competitive-level hip cap disperses impact force away from hip joint.
BACK PROTECTION	FLOATING SPINE + HD FOAM SPINE GUARD + D30® ZERO Redesigned floating spine protection offers a pro-level reliable shield while the HD FOAM spine guard and D30® ZERO in spine offer maximum protection and optimal comfort.	BACK PROTECTION	FLOATING SPINE + HD FOAM SPINE GUARD Redesigned floating spine protection offers an elite-level reliable shield while the HD foam spine guard offers maximum protection and optimal comfort.	BACK PROTECTION	EXPOSED FOAM SPINE + TAILPAD Competitive-level spine protection.
THIGH GUARDS	FLOATING MOLDED PE PLASTIC CAP + HD FOAM THIGH GUARD + INNER LEG ZIPPER Durable pro-level protection with HD foam thigh guards allowing custom embroidery, plus inner leg zipper to widen as needed.	THIGH GUARDS	FLOATING MOLDED PE PLASTIC + PE FOAM Elite-level protection with a floating thigh guard allowing for custom embroidery.	THIGH GUARDS	FLOATING MOLDED PE PLASTIC CAP + PE FOAM Reliable protection with a floating thigh guard so pant legs can be custom embroidered.
SHELL	PREMIUM 400D NYLON WITH HIGH ABRASION RESISTANT SIDE PANEL + PRO CUT + VENTILATED AIR INTAKE Made of premium Nylon reinforced in all the important areas, with a pro cut in back of the legs for increased mobility and newly added ventilation system for elite breathability.	SHELL	PREMIUM 400D NYLON WITH HIGH ABRASION RESISTANT SIDE PANEL + PRO CUT Made of premium Nylon with reinforced side panels, and a pro cut in back of the legs for increased mobility.	SHELL	PREMIUM 400D NYLON WITH HIGH ABRASION RESISTANT SIDE PANELS + INNER LEG ZIPPER Premium Nylon for maximum durability.

COLORS



BLACK NAVY RED BKBK

Booking only

HPTKSPRO - LAUNCH DATE

COLORS



BLACK NAVY RED

Booking only

HTKS+ - LAUNCH DATE

COLORS



BLACK NAVY RED ROYAL

Booking only

HPTKS - LAUNCH DATE



HPJTSPRO JETSPEED PRO PANTS



SIZES	SR	S, M, L, XL	\$
	JR	M, L	\$

HPJTS+ JETSPEED + PANTS



SIZES	SR	S, M, L, XL	\$
	JR	S, M, L	\$

HPJTS JETSPEED PANTS

SIZES	SR	S, M, L, XL	\$
	JR	S, M, L	\$

CONSTRUCTION	AER-TEC THERMOREGULATION SYSTEM AER-TEC thermoregulation system with maximized air intake in shell and belly pad and air channels for maximum breathability. Tapered profile for a connected feel, in a reduced weight yet durable and flexible design, ideal for a fast-moving elite player.	CONSTRUCTION	AER-TEC THERMOREGULATION SYSTEM AER-TEC thermoregulation system with maximized air intake in shell and belly pad for maximum breathability. Tapered profile for a connected feel, in a reduced weight yet durable and flexible design, perfect for a nimble competitive team player.	CONSTRUCTION	JETSPEED TAPERED FIT + LACED FRONT PANEL AER-TEC thermoregulation system with maximized air intake in shell and belly pad for maximum breathability. Tapered profile for a connected feel, in a reduced weight yet durable and flexible design, perfect for a nimble competitive team player.
ADJUSTMENT	EASY FIT ENTRY WITH BUILT-IN INTERNAL ANTI-TWIST BELT SYSTEM + 1" ZIPPER Wide front opening with stretchy functional panels for a seamless adjustment and vast range of movement. Features an integrated durable belt that will not twist and hidden +1" length-adjusting zipper that allows for a custom comfort fit that stays put.	ADJUSTMENT	EASY FIT ENTRY WITH BUILT-IN INTERNAL BELT SYSTEM + 1" ZIPPER Wide front opening with stretchy functional panels for a seamless adjustment and vast range of movement. Features an integrated durable belt and hidden +1" length-adjusting zipper for a custom fit and optimized comfort.	ADJUSTMENT	TRADITIONAL OPENING WITH LACED FRONT PANEL AND +1" ZIPPER Wide front opening with stretchy functional panels for a seamless adjustment and vast range of movement. Features an integrated wider durable belt and hidden +1" length-adjusting zipper for a custom fit and optimized comfort.
LINER	DRYFOAM TECHNOLOGY WITH SOFT LAMINATED WATER REPELLENT LINING Premium sublimated liner absorbs less sweat so you can stay dry and keep your equipment lightweight.	LINER	DRYFOAM TECHNOLOGY WITH SOFT LAMINATED WATER REPELLENT LINING Premium sublimated liner absorbs less sweat so you can stay dry and keep your equipment lightweight.	LINER	SUBLIMATED LINING Premium sublimated liner absorbs less sweat so you can stay dry and keep your equipment lightweight.
HIP / KIDNEY	MOLDED PE CAPS WITH VENTED FOAM BASE + AER-TEC VENTILATION SYSTEM + ANATOMICAL KIDNEY BREAK FLOFOAM pads form channels on inside of hip pads with a kidney contour design for maximum comfort and pro level protection. Added AER-TEC ventilation system to help keep you cool and dry.	HIP / KIDNEY	MOLDED PE CAPS + ANATOMICAL KIDNEY BREAK Elite-level impact protection with an anatomical kidney contour design for maximum comfort.	HIP / KIDNEY	MOLDED PE CAPS + ANATOMICAL KIDNEY BREAK Elite-level impact protection with an anatomical kidney contour design for maximum comfort.
BACK PROTECTION	FLOATING SPINE PROTECTOR + INJECTION MOLDED HYBRID SPINE SHIELD WITH HD FOAM AND VENTILATION PORTS + VENTED TAILBONE PAD Pro-level spine protection with added ventilation exhaust system for superior breathability with segmented tailbone pad for pro-level mobility.	BACK PROTECTION	FLOATING SPINE PROTECTOR + INJECTION MOLDED HYBRID SPINE SHIELD + VENTILATED TAILBONE PAD Elite-level spine protection with added ventilation exhaust system for breathability + segmented tailbone pad for improved mobility.	BACK PROTECTION	INTEGRATED SPINE PROTECTOR + INJECTION MOLDED HYBRID SPINE SHIELD Elite-level spine protection with added ventilation exhaust system for breathability + segmented tailbone pad for improved mobility.
THIGH GUARDS	LIGHTWEIGHT HD FOAM THIGH GUARDS + LEG ZIPPER Lightweight pro-level protection with floating thigh guards allowing custom embroidery, plus inner leg zipper to widen as needed.	THIGH GUARDS	LIGHTWEIGHT FOAM + MOLDED PE PLASTIC + LEG ZIPPER High-level protection with floating thigh guards + plus inner leg zipper to widen as needed.	THIGH GUARDS	LIGHTWEIGHT FOAM + MOLDED PE PLASTIC + LEG ZIPPER High-level protection with floating thigh guards + plus inner leg zipper to widen as needed.
SHELL	400D NYLON + 400D TEXTURED NYLON SIDE PANEL REINFORCEMENT + POLYESTER REAR PANEL + PRO CUT LEGS + VENTILATED AIR INTAKE & EXHAUST SYSTEM Made of premium Nylon reinforced in all the important areas, with a pro cut -1" length in back of the legs and repositioned inner leg zipper to reduce friction during cross-overs, plus a max airflow construction.	SHELL	400D NYLON + 400D TEXTURED NYLON SIDE PANEL REINFORCEMENT + POLYESTER REAR PANEL + PRO CUT LEGS + VENTILATED AIR INTAKE & EXHAUST SYSTEM Made of premium Nylon reinforced in all the important areas, with a pro cut -1" length in back of the legs and repositioned inner leg zipper to reduce friction during cross-overs, for overall improved durability and airflow.	SHELL	400D NYLON + 400D TEXTURED NYLON LOWER LEG REINFORCEMENT + POLYESTER REAR PANEL Made of premium Nylon reinforced in all the important areas, with a pro cut -1" length in back of the legs and repositioned inner leg zipper to reduce friction during cross-overs, for overall improved durability and airflow.

COLORS



BLACK NAVY RED BKBK
Booking only

HPJTSPRO - LAUNCH DATE

COLORS



BLACK NAVY RED

HPJTS+ - LAUNCH DATE

COLORS



BLACK NAVY RED

HPJTS - LAUNCH DATE



HPFTW24

JETSPEED FTW

WOMEN'S PANTS



SIZES WM SR S, M, L, XL \$



HPFTW24

ideal for 7-11 year olds (approx)

JETSPEED FTW - JR

WOMEN'S PANTS

SIZES WM JR S, M, L \$

CONSTRUCTION

DURABLE AND COMFORTABLE ELITE-LEVEL PROTECTION, MADE FOR HER

Adapted tapered fit made to stretch to any size & provide comfortable protection where needed while allowing you to move freely. Revolutionary adjustable design with revised proportions allowing women to select their pant by waist size regardless of body type or shape.

CONSTRUCTION

LIGHTWEIGHT AND COMFORTABLE PROTECTION, MADE FOR HER

Designed for their bodies and specific silhouettes, guaranteeing adapted protection and comfort as they play and grow in them. Adapted tapered fit made to stretch to any size & provide comfortable protection where needed while allowing you to move freely.

ADJUSTMENT

EZ FIT STRETCH OPENING + INTERNAL BELT SYSTEM +1" ZIPPER

Easy on/off ultra stretch extendable opening secured in place with inner belt + stabilized belly pad, topped off with cosmetic hockey lace, +1" length-adjusting zipper all to provide a custom snug fit and unparalleled comfort.

ADJUSTMENT

EZ FIT STRETCH OPENING + EXTERNAL BELT SYSTEM +1" ZIPPER

Easy on/off stretch extendable opening secured in place with external belt, topped off with cosmetic hockey lace, +1" length-adjusting zipper for the growing player to provide a custom snug fit and unparalleled comfort.

BACK PROTECTION

LOW-PROFILE INJECTION-MOLDED HYBRID SPINE SHIELD WITH D3O® ZERO + SEGMENTED TAILBONE PAD

Elite-level impact protection in the lower back with a segmented tailbone pad that molds to the body.

BACK PROTECTION

LOW-PROFILE MOLDED EVA SPINE GUARD + SEGMENTED TAILBONE PAD

Reliable impact protection in the lower back with a segmented tailbone pad that molds to the body.

LINER

DRYFOAM TECHNOLOGY WITH SOFT LAMINATED WATER REPELLENT LINING

Soft laminated sublimated liner absorbs less sweat so you can stay dry and your equipment lightweight.

THIGH GUARD

MOLDED PE PLASTIC + PE FOAM

Trustworthy protection in a low-profile design.

THIGH GUARD

MOLDED PE PLASTIC + INNER LEG ZIPPER

Equipped with a low-profile design and a repositioned inner-leg zipper to reduce friction during cross-overs, this floating thigh guard was made to deliver elite-level protection and easy embellishment access.

HIP/KIDNEY

MOLDED PE CAP + PE FOAM + PADDED BELT

Good level impact protection in the kidney area.

HIP / KIDNEY

MOLDED PE HIP CAPS + 400D TEXTURED NYLON PADDED BELT

Elite protection in the hips and kidney area with added durability around the waist.

SHELL

200D NYLON + EXTENDED STRETCH ZONES + PRO CUT

Made of durable Nylon and stretch materials in critical areas, with a pro cut -1" length in back of the legs, for overall improved durability and comfort.

SHELL

REVISED LENGTH + 400D NYLON + EXTENDED STRETCH ZONES + PRO CUT

Made of premium Nylon and stretch materials in critical areas, with a pro cut -1" length in back of the legs, for overall improved durability and comfort.

COLORS



BLACK

COLORS



BLACK

NAVY

RED



PGJS JETSPEED GIRDLE

		SIZES	SR	S, M, L, XL	\$
			JR	M, L	\$
CONSTRUCTION	PRO 400D NYLON WITH SIDE PANEL REINFORCEMENT	Sublimated liner with Dry Foam technology to keep the product lightweight.			
ADJUSTMENT	ADJUSTABLE THIGH GUARD (LENGTH / WIDTH)	Easily customizable fit for an excellent level of comfort			
HIP / THIGH	PE-MOLDED CAP + MID-DENSITY FOAM	Pro-level lightweight impact protection, plus JDP hip caps to disperse impact force away from the hip joint.			
BACK PROTECTION	INJECTION-MOLDED HYBRID SPINE SHIELD WITH D30® AND HD FOAM	Pro-level impact protection in the lower back with a segmented tailbone pad that molds to your body.			

COMPATIBLE WITH PPJS SHELL, **SOLD SEPARATELY**



PPJS JETSPEED GIRDLE SHELL

JETSPEED GIRDLE SHELL		SIZES	SR	S, M, L, XL	\$
		JR	M, L	\$	
CONSTRUCTION	PRO 400D NYLON WITH SIDE PANEL REINFORCEMENT	Reduced weight, optimized durability plus mesh panels for breathability and stretch panels for great mobility.			
ADJUSTMENT	HIDDEN 1" ZIPPER + ADJUSTABLE LENGTH & INSIDE LEG ZIPPER	For a customizable fit.			
PROTECTION	FLOATING SPINE PROTECTOR + NEW INJECTION-MOLDED HYBRID SPINE SHIELD WITH HD FOAM	Low-profile belt for added protection and comfort.			
COLORS	BLACK, NAVY				

OPTIMIZED FIT OVER PGJS GIRDLE WITH ATTACHMENTS TO SECURE IN PLACE FOR A SEAMLESS PRO LOOK



BLACK NAVY



PP25 / PP25G PANT SHELL

PP25 / PP25G		SIZES	* SR	S, M, L, XL, 2XL	\$
PANT SHELL			* JR	S, M, L	\$
			** GOALIE	S/M, L/XL	\$
CONSTRUCTION	PRO 400D + REINFORCEMENT	High quality material made with more stretch for durability, comfort and mobility.			
ADJUSTMENT	ADJUSTABLE LENGTH	For a customizable fit that will cover even the +1" extended pants.			
COLORS	BLACK, NAVY, RED, ROYAL				

* FITS OVER MOST HOCKEY PANTS

** FITS OVER MOST HOCKEY GOALIE PANTS

FOR HPFTW24, SUGGEST TO SIZE DOWN 1 SIZE.



BLACK NAVY RED ROYAL



NEW

HPNEXT26 CCM NEXT PANTS

SIZES	SR	S, M, L, XL	\$
	JR	S, M, L	\$



NEW

HPNEXT26 CCM NEXT - YOUTH PANTS

SIZES	YT	S, M, L	\$
-------	----	---------	----

CONSTRUCTION

REWORKED ANATOMICAL FIT RECREATIONAL LEVEL PANTS

Durable and lightweight, ideal for a recreational player of any age.

HIP

MOLDED PE CAPS

Good level of protection designed to disperse impact force away from the hip joint.

ADJUSTMENT

LACE FRONT AND PADDED BELT

Comfortable stretch crotch and easy to adjust.

LINER

SUBLIMATED COMFORT LINER

Rich liner in tailpad for instant and lasting comfort.

LINER

SUBLIMATED COMFORT LINER

Rich liner in tailpad for instant and lasting comfort.

BACK PROTECTION

PE INSERT SPINE PROTECTOR

Comfortable impact protection in the lower back.

HIP / KIDNEY

MOLDED PE CAP + PE FOAM

Good level impact protection in the kidney area.

THIGH GUARDS

MOLDED PE PLASTIC + PE FOAM

Great impact protection around the legs.

BACK PROTECTION

INTEGRATED SPINE PROTECTOR + INJECTION MOLDED HYBRID SPINE SHIELD

Competitive-level spine protection with segmented tailbone pad for competitive-level mobility.

COLORS



BLACK

NAVY

RED

THIGH GUARDS

MOLDED PE PLASTIC + PE FOAM

Reliable protection adapted for recreational hockey.

SHELL

HIGH QUALITY 210D NYLON + LIGHTWEIGHT POLYESTER

Durable construction.

COLORS



BLACK

NAVY

RED

TACKS PROTECTIVE



THE TACKS XR PRO PROTECTIVE GEAR IS BUILT FOR PLAYERS WHO BRING INTENSITY TO EVERY SHIFT, NO MATTER THE PRESSURE, THE SPEED, OR THE HITS. WITH IMPACT-ABSORBING CONSTRUCTION, AND AN ADJUSTABLE FIT THAT MOVES WITH YOU, EACH PIECE IS DESIGNED WITH HIGH PERFORMANCE MATERIALS ALLOWING FULL RANGE OF MOTION. THE TACKS XR PRO PROTECTIVE GEAR DELIVERS MAXIMUM COVERAGE AND COMFORT WITHOUT THE BULK, SO YOU CAN FOCUS ON THE GAME FROM THE FIRST SHIFT TO FINAL BUZZER.

TECH 001

D30® PROTECTION



OUR PROTECTIVE GEAR IS DESIGNED TO ABSORB IMPACT WHERE IT MATTERS MOST, WITHOUT SLOWING YOU DOWN. FROM SHOULDER CHECKS TO BLOCKED SHOTS, THE TACKS XR PRO GEAR FEATURES D30 IN KEY AREAS AND IS DESIGNED TO LIMIT EXPOSED ZONES SO YOU CAN PLAY HARD WITH CONFIDENCE EVERY SHIFT.

TECH 002

MOBILITY

DESIGNED TO MINIMIZE BULK AND MAXIMIZE FREEDOM OF MOVEMENT, TACKS PROTECTIVE ENSURES YOU STAY AGILE, FAST AND FULLY PROTECTED THROUGHOUT THE GAME. IMPROVED FLEXIBILITY AND RANGE OF MOTION WHERE YOU NEED IT MOST, SO YOU CAN PLAY WITHOUT FEELING RESTRICTED ALL GAME LONG.

TECH 003

ADJUSTABILITY

DIAL YOUR GEAR EXACTLY HOW YOU LIKE IT. ADJUSTABLE STRAPS AND PROTECTION LET YOU FINE-TUNE THE FIT FOR MAXIMUM COMFORT, STABILITY AND CONFIDENCE, ENSURING A PERSONALIZED AND SECURED FEEL THAT LASTS FROM WARMUP TO THE FINAL BUZZER.



NEW

SPXRPRO TACKS XR PRO SHOULDER PADS



SIZES	SR	S, M, L, XL	\$
	JR	M, L	\$

CONSTRUCTION	<p>MAX COVERAGE ASD (ANATOMICAL SHIELD DESIGN) + AMPLIFIED MOBILITY DESIGN WITH MOLDED ZOTEFOAM + DECOUPLED BACK PANEL</p> <p>Maximum protection with compress-molded ZOTEFOAM side panels along with front/back air channels. This piece is optimized to protect elite players, and provide great ventilation to help cool the body throughout the game. The decoupled back panel allows for increased mobility and range of motion.</p>
--------------	--

CAPS	<p>FLEXMOTION DUAL CORE HD FOAM CAPS WITH EXPOSED FOAM COVERS + IMPROVED D30® SHOULDER/AC JOINT</p> <p>Enhanced pro-level protection further enhanced to help absorb and distribute the toughest impacts and increase mobility, from all angles with the new low profile FLEXMOTION shoulder cap construction.</p>
------	---

TORSO	<p>AIR CHANNEL + ADPTFIT LENGTH ADJUSTABLE STRAPS</p> <p>Elite ventilation with air channels inside liner and length-adjustable torso straps to facilitate finding your ideal custom fit.</p>
-------	--

BICEPS	<p>HD MOLDED FOAM GUARDS WITH LARGE VENTILATION PORTS + AER-TEC SUSPENSION SYSTEM</p> <p>Lightweight custom comfort fit with a maximum level of protection and elite ventilation in biceps for cooling to help keep your body dry. New designed assembly provides seamless interaction between bicep and shoulder cap.</p>
--------	---

STERNUM AND SPINE	<p>FLOATING STERNUM & SPINE HYBRID SHIELDS + D30® AT STERNUM & BACK SPINE</p> <p>Floating sternum provides elite mobility and comfort while the compress molded HD foams with D30® at sternum and back spine offers maximum protection.</p>
-------------------	--

LINER	<p>SWEAT REPELLANT ZOTEFOAM LINER</p> <p>Unique foam only design allows the closed cell Zotefoam to do its job by not absorbing sweat, while the innovative air channels in the front/back provide an pro-level airflow.</p>
-------	---

CLAVICLE	<p>FLOATING CLAVICLE COVERAGE WITH PE PLASTIC GUARDS + D30® IN THE AC JOINT</p> <p>Integrated D30 that disperses impact energy away from the clavicle now protects you from the worse of impacts.</p>
----------	--

EXTRA PROTECTION	<p>HEIGHT ADJUSTABLE & REMOVABLE FRONT PAD + REWORKED CLOSE TO BODY BACK PAD</p> <p>Removable and adjustable extra lower protection offers added coverage to protect and limit spacing for a close to body feel.</p>
------------------	---

SPXRPRO - LAUNCH DATE

NEW

SPXR TACKS XR SHOULDER PADS



SIZES	SR	S, M, L, XL	\$
	JR	S, M, L	\$

CONSTRUCTION	<p>MAX COVERAGE ASD (ANATOMICAL SHIELD DESIGN) + AMPLIFIED MOBILITY DESIGN WITH MOLDED PE FOAM</p> <p>Elite protection with compress-molded PE FOAM along with front/back air channels. This piece is optimized to protect elite players, and provide competitive ventilation to help cool the body throughout the game.</p>
--------------	---

CAPS	<p>LOW-PROFILE JDP INJECTED SHOULDER CAPS WITH EXPOSED FOAM COVER</p> <p>Elite-level construction disperses the impact force away from the shoulders cap.</p>
------	--

TORSO	<p>AIR CHANNEL + ADPTFIT LENGTH ADJUSTABLE STRAPS</p> <p>Competitive ventilation with air channels inside liner and length-adjustable torso straps to facilitate finding your ideal custom fit.</p>
-------	--

BICEPS	<p>INJECTED PLASTIC GUARD + ADJUSTABLE STRAP LENGTH AND HEIGHT</p> <p>Customizable fit and reinforced bicep guards offer elite-level protection when you need it.</p>
--------	--

STERNUM AND SPINE	<p>SINGLE PIECE BACK BASE PANEL + MOLDED EVA FOAM LOWER BACK PAD + D30® AT STERNUM & BACK SPINE</p> <p>Single piece back base panel provides elite mobility and comfort while the molded EVA foams in lower back offers maximum protection with D30® at sternum and back spine.</p>
-------------------	--

LINER	<p>SWEAT REPELLANT EVA FOAM LINER</p> <p>Unique foam only design allows the closed cell EVA foam liner to do its job by not absorbing sweat, while the innovative air channels in the front/back provide an elite level airflow.</p>
-------	---

CLAVICLE	<p>FLOATING CLAVICLE COVERAGE WITH PE PLASTIC GUARDS</p> <p>Elite clavicle protection with great mobility.</p>
----------	---

EXTRA PROTECTION	<p>HEIGHT ADJUSTABLE & REMOVABLE FRONT AND BACK PADS</p> <p>Removable and adjustable extra lower protection offers added coverage to protect and limit spacing when interacting with your hockey pants.</p>
------------------	--

SPXR - LAUNCH DATE

NEW

SPXR80 TACKS XR80 SHOULDER PADS

SIZES	SR	S, M, L, XL	\$
	JR	S, M, L	\$

CONSTRUCTION	<p>DUAL-LAYER FRONT CONSTRUCTION WITH PE FOAM + SUBLIMATED COMFORT LINING</p> <p>Comfortable and low profile, this dual layered shoulder pad has everything you need to keep you protected at any competitive level.</p>
--------------	---

CAPS	<p>LOW-PROFILE JDP INJECTED SHOULDER CAPS WITH EXPOSED FOAM COVER</p> <p>Pro-level construction disperses the impact force away from the shoulders cap.</p>
------	--

TORSO	<p>COMPRESS MOLDED FRONT AND BACK PANELS WITH SUBLIMATED LINING</p> <p>Comfortable and durable protection and its sublimated lining.</p>
-------	---

BICEPS	<p>PE-MOLDED CAP + HEIGHT ADJUSTMENT</p> <p>Adjustable fit and competitive protection.</p>
--------	---

STERNUM AND SPINE	<p>SINGLE PIECE BACK BASE PANEL + COMPRESS-MOLDED PE PLASTIC SPINE</p> <p>Single piece back base panel provides competitive mobility and comfort while the compress-molded PE plastic spine offers maximum protection.</p>
-------------------	---

LINER	<p>SUBLIMATED COMFORT LINING</p> <p>High quality comfort lining.</p>
-------	---

CLAVICLE	<p>FLOATING CLAVICLE PROTECTION</p> <p>Designed to offer a competitive level of protection in the clavicle.</p>
----------	--

EXTRA PROTECTION	<p>EXTENDED COVERAGE FRONT PANEL + REMOVABLE BELLY PAD</p> <p>Removable and adjustable extra lower protection offers added coverage to protect and limit spacing when interacting with your hockey pants.</p>
------------------	--

SPXR80 - LAUNCH DATE



NEW

SGXRPRO

TACKS XR PRO
SHIN GUARD

SIZES	SR	14", 15", 16", 17"	\$
	JR	12", 13"	\$



NEW

SGXR

TACKS XR
SHIN GUARD

SIZES	SR	14", 15", 16", 17"	\$
	JR	11", 12", 13"	\$



NEW

SGXR80

TACKS XR80
SHIN GUARD

SIZES	SR	14", 15", 16"	\$
	JR	11", 12", 13"	\$

CONSTRUCTION	MAX COVERAGE FZN SHIELD DESIGN New injection molded shin cap fused with inner plastic sling to provide improved protection on both sides and self conforming calf protection to make sure you're ready to take on the worse of impacts.	CONSTRUCTION	MAX COVERAGE FZN SHIELD DESIGN New injection molded shin cap fused with inner plastic sling to provide improved protection on both sides and self conforming calf protection to make sure you're ready to take on the worse of impacts.	CONSTRUCTION	MAX COVERAGE ASD (ANATOMICAL SHIELD DESIGN) New injection molded shin cap engineered to offer competitive-level protection and comfort to make sure you're ready to take on the worse of impacts.
CALF GUARD	SELF CONFORMING CALF GUARD: INJECTED PLASTIC CALF GUARD + HD FOAM DAMPENERS + D30® Pro-level protection that self adapts to player's anatomy.	CALF GUARD	COMPRESS-MOLDED EVA FOAM + PE PLASTIC REINFORCEMENT + D30® Premium calf guard with D30 Zero foam for extra impact and shock absorbtion, giving you elite-level protection.	CALF GUARD	COMPRESS-MOLDED EVA FOAM + PE PLASTIC REINFORCEMENT Premium calf guard for extra impact and shock absorbtion, giving you competitive-level protection.
KNEECAP	INJECTION KNEECAP + D30® ZERO COMFORT DONUT Injected plastic cap and D30 Zero donut to better support the knee and distribute impact energy away from the joint.	KNEECAP	INJECTION KNEECAP + PROTECTIVE COMFORT DONUT Injected plastic cap to better support the knee and distribute impact energy away from the joint.	KNEECAP	INJECTION KNEECAP + PROTECTIVE COMFORT DONUT Injected plastic cap to better support the knee and distribute impact energy away from the joint.
SHIN CAP	NEW INJECTION MOLDED SHIN CAP Pro-strenght shin cap with landing to lock in tape coupled with D30 foam reinforcement at bottom for max protection against impacts. Extra durable liner prevents rubbing on the inside in lower area of the pad.	SHIN CAP	NEW INJECTION MOLDED SHIN CAP Elite-strength shin cap with landing to lock in tape coupled with D30 foam reinforcement at bottom for max protection against impacts. Extra durable liner prevents rubbing on the inside in lower area of the pad.	SHIN CAP	NEW INJECTION MOLDED SHIN CAP Competitive-strength shin cap construction with landing to lock in tape.
THIGH	COMPRESS-MOLDED EVA FOAM FLEXMOTION THIGH GUARD Pro-level removable and adjustable foam pad.	THIGH	COMPRESS-MOLDED EVA FOAM FLEXMOTION THIGH GUARD Elite-level removable and adjustable foam pad.	THIGH	MID-DENSITY FOAM THIGH GUARD Reliable protection around thigh area.
ATTACHMENT	LENGTH-ADJUSTABLE DUAL CALF STRAP + PADDED HYPER X LOCK STRAP Length-adjustable dual calf straps wraps any size calf comfortably while Hyper X lock strap keeps the shin snug and in place all game long.	ATTACHMENT	LENGTH-ADJUSTABLE DUAL CALF STRAP + PADDED HYPER X LOCK STRAP Length-adjustable dual calf straps wraps any size calf comfortably while Hyper X lock strap keeps the shin snug and in place all game long.	ATTACHMENT	STREAMLINED LOCK STRAP WITH COMFORT CUSHION + LENGTH-ADJUSTABLE CALF STRAP Snug and extra-comfortable fit that's customizable for all calf sizes.
LINER	REMOVABLE LINER WITH D30® DONUT + REMOVABLE TONGUES IN/OUT FEATURE Bottom removable liner to customize your fit if you prefer to wear your skates tongues in, for closer to the leg snug protection.	LINER	REMOVABLE LINER WITH PADDED KNEE DONUT + REMOVABLE TONGUES IN/OUT FEATURE Bottom removable liner to customize your fit if you prefer to wear your skates tongues in, for closer to the leg snug protection.	LINER	FULLY REMOVABLE/ADJUSTABLE LINER WITH COMFORT DONUT Enhanced comfort in a custom fit.
OTHER	COMPRESS MOLDED HIGH DENSITY FOAM SIDE GUARD Pro-level protection.	OTHER	MID DENSITY FOAM + PE PLASTIC REINFORCED SIDE GUARD Elite-level foam + plastic side guard for extra protection.	OTHER	MID-DENSITY FOAM SIDE GUARD Competitive-level foam for side protection.

SGXRPRO - LAUNCH DATE

SGXR - LAUNCH DATE

SGXR80 - LAUNCH DATE



NEW

EPXRPRO TACKS XR PRO ELBOW PADS



SIZES	SR	S, M, L, XL	\$
	JR	M, L	\$

CONSTRUCTION

MAX COVERAGE ASD (ANATOMICAL SHIELD DESIGN) + 2-PIECE CONSTRUCTION

Our 2-piece construction is engineered to offer maximum-level protection and comfort to make sure you're ready to take on the worse of impacts without sacrificing mobility.

FOREARM

ADJUSTABLE ADPTFIT GUARD FITTED WITH D30® ZERO + OPTIMIZED SLASH GUARD

Pro-level injection molded forearm guard gives you maximum coverage and durable protection. The length-adjustable slash guard is designed to give extra protection the player's wrist and forearms. Comfortable EVA foam liner offers better comfort.

ELBOW CAP

ANATOMICAL JDP CAP + D30® ZERO COMFORT DONUT

Pro-level cap with D30® Zero foam liner to better help support the elbow and help distribute impact energy away from the joints.

BICEP

FLEXMOTION DUAL LAYERED BICEP + AIR CHANNELS

Our FLEXMOTION dual layered bicep is there to keep your elbow in place and increase your range of motion. Breathability is also key, so we added air channels to increase airflow during play.

ATTACHMENT

ADPTFIT 360 STRAPS: 360 FOREARM & MIDDLE STRAPS + ADJUSTABLE FOREARM GUARD

Customize your elbow protection with the new middle and forearm ADPTFIT 360 straps + adjustable forearm guard coverage.



NEW

EPXR TACKS XR ELBOW PADS



SIZES	SR	S, M, L, XL	\$
	JR	S, M, L	\$

CONSTRUCTION

MAX COVERAGE ASD (ANATOMICAL SHIELD DESIGN) + 2-PIECE CONSTRUCTION

Our 2-piece construction is engineered to offer maximum-level protection and comfort to make sure you're ready to take on the worse of impacts without sacrificing mobility.

FOREARM

SLASH SHIELD FITTED WITH D30® ZERO + SUBLIMATED LINER

Compress-molded foam forearm guard with D30® Zero offers premium protection and comfort feel.

ELBOW CAP

ANATOMICAL JDP CAP + COMFORT DONUT

Elite-level cap and comfort donut to better support the elbow and distribute impact energy away from the joints.

BICEP

FLEXMOTION DUAL LAYERED BICEP

Our FLEXMOTION dual layered bicep is there to keep your elbow in place and increase your range of motion.

ATTACHMENT

ADPTFIT + STRAPS: MIDDLE LOCK STRAP + 360° FOREARM STRAP

Elastic reinforced middle lock strap and 360° wraparound forearm strap ensure your elbow stays in place.



NEW

EPXR80 TACKS XR80 ELBOW PADS

SIZES	SR	S, M, L, XL	\$
	JR	S, M, L	\$

CONSTRUCTION

MAX COVERAGE ASD (ANATOMICAL SHIELD DESIGN) + SINGLE-PIECE FLOATING BICEP

Engineered to offer a great level of coverage that follows the body's natural shape while allowing for maximum protection without sacrificing mobility.

FOREARM

SLASH SHIELD + SUBLIMATED LINER

Compress-molded foam forearm guard offers great protection and comfort feel.

ELBOW CAP

ANATOMICAL JDP CAP + COMFORT DONUT

Competitive-level cap and comfort donut to better support the elbow and distribute impact energy away from the joints.

BICEP

FLOATING BICEP PAD REINFORCED WITH PE PLASTIC

Competitive-level protection and comfort.

ATTACHMENT

LENGTH-ADJUSTABLE FOREARM STRAP

Comfortable and fully customizable fit.

EPXRPPO - LAUNCH DATE

EPXR - LAUNCH DATE

EPXR80 - LAUNCH DATE



D30®

NEW

SPXRPRO

TACKS XR PRO YOUTH SHOULDER PADS

SIZES YT S, M, L \$

CONSTRUCTION	E-FIT FLEXIBLE NECK OPENING	Elastic neck opening for an easy fit so young players can even dress themselves.
CAPS	MOLDED PE SHOULDER CAPS	High-quality PE plastic shoulder caps combined with PE foam for added comfort and protection.
TORSO	ADJUSTABLE BELLY PAD + FULL-LENGTH HOOK AND LOOPS ADJUSTMENT + LIGHTWEIGHT FOAM LINER	Large landing and height adjustable/removable belly pad provides a lightweight customizable protection that is ultra comfortable for little players.
BICEPS	PE-MOLDED CAP + HEIGHT ADJUSTMENT	Easily adjustable height strap to customize bicep protection.
STERNUM	FLOATING COMPRESS MOLDED EVA FOAM WITH D30® IN PLEXUS	Pro-level protection powered by high quality foam and D30® for extra impact distribution in a floating construction that moves comfortably with the player.
SPINE	BIONEX SHIELD SPINE PROTECTOR	Pro-level spine foam package to offer improved protection on the back.



D30®

EPXRPRO

TACKS XR PRO YOUTH ELBOW PADS

SIZES YT S, M, L \$

CONSTRUCTION	JDP CAP REINFORCED WITH D30® ZERO	Designed to disperse impact force away from the elbow joint while D30® Zero helps absorb impact and shock in a hard cap construction to give young players pro-level protection.
BICEP	ARTICULATED BICEP	PE Foam provides comfort and mobility.
ATTACHMENT	DOUBLE STRAP ADJUSTMENT SYSTEM WITH MAXIMIZED LANDING ZONE	Built for comfort and protection, the strap system keeps your elbow pad in place.



D30®

SGXRPRO

TACKS XR PRO YOUTH SHIN GUARDS

SIZES YT 8", 9", 10" \$

CONSTRUCTION	EXTENDED FOAM CALF GUARD	Anatomical design with extended calf protection.
KNEECAPS	JDP/ MOLDED PE CAP	Designed to disperse impact force away from the knee.
SHIN CAPS	JDP/ MOLDED PE CAP	Anatomical cap design delivers high level of protection.
ATTACHMENT	UPPER LOCK STRAP + COMFORTABLE CALF STRAP	Incredibly comfortable and easily adjustable with large landing.
LINER	REMOVABLE COMFORT LINER WITH D30® ZERO + COMFORT DONUT	Removable comfort liner makes it easy to customise your fit while D30® Zero adds impact and shock absorption to the liner.



BLACK

NAVY

RED

Booking only

D30®

HPTKSPRO

TACKS PRO YOUTH PANTS

SIZES YT S, M, L \$

CONSTRUCTION	MAX COVERAGE ASD (ANATOMICAL SHIELD DESIGN)	Classic fit construction engineered to offer targeted protection for those young elite players.
ADJUSTMENT	E-FIT INTERNAL STRETCH BELT + EXTERNAL BELT AND +1" LENGTH-ADJUSTING ZIPPER	Easy to put on interior stretch belt offers a snug fit that will stay comfortably in place during play and the length extension allows the pants to grow with your child.
BACK PROTECTION	FLOATING SPINE PROTECTOR WITH D30® ZERO IN TAILBONE PAD	Ultimate comfort and protection for your spine, plus D30® Zero impact and shock absorption for your tailbone.
THIGH GUARD	PE INSERTS THIGH GUARD	Provides youth pro-level impact protection.
SHELL	PRO 400D NYLON WITH SIDE PANEL REINFORCEMENT	Premium construction with extra reinforcement in high wear areas.



D30®

HGXRPRO

TACKS XR PRO YOUTH GLOVES

SIZES YT 8", 9" \$

CONSTRUCTION	ASD (ANATOMICAL SHIELD DESIGN) WITH LIGHTWEIGHT POLYESTER	Pro-level protection with high quality materials.
LINER	LAMINATED LINER WITH PU CUSHION FOAM	Soft and comfortable feel that lasts.
FINGERS	PE FOAMS WITH 2-PIECE INDEX	Designed for a better grip on the stick while protecting in comfort.
BACKHAND	INTEGRATED PRO-STYLE IMPACT PROTECTION PLATE WITH D30® ZERO	High level protection.
PALM	WATER-REPELLENT NASH PALM BASE WITH NASH REINFORCEMENT	High level feel, top quality durability and comfort to help keep small hands dry.
CUFF	OPEN CUFF	Freedom of movement, plus augmented flexibility and protection.
OTHER	SUBLIMATED LINER INSIDE CUFF	Superior quality comfort liner that helps airflow to keep you dry.





SPFT8PRO JETSPEED FT8 PRO SHOULDER PADS

SIZES	SR	S, M, L, XL	\$
	JR	M, L	\$



SPFT8 JETSPEED FT8 SHOULDER PADS

SIZES	SR	S, M, L, XL	\$
	JR	S, M, L	\$



SPFT880 JETSPEED FT880 SHOULDER PADS

SIZES	SR	S, M, L, XL	\$
	JR	S, M, L	\$

CONSTRUCTION	<p>AER-TEC THERMOREGULATION SYSTEM + NEW AGI SHIELD + AMPLIFIED MOBILITY DESIGN WITH MOLDED ZOTEFOAM Maximum lightweight full exposed foam-only design and reinforced AGI SHIELD panels are optimized to protect elite players, with max ventilation for cooling to help keep your body and gear light throughout the game. Low profile fit is close to the body and provides superior freedom of movement.</p>	CONSTRUCTION	<p>AER-TEC THERMOREGULATION SYSTEM + REINFORCED PANELS WITH AMPLIFIED MOBILITY DESIGN AND MOLDED PE FOAM Provides elite and competitive players both lightweight protection and serious mobility with max ventilation to help keep your body dry and cool.</p>	CONSTRUCTION	<p>DUAL-LAYER FRONT CONSTRUCTION WITH PE FOAM Low-profile design provides an extra layer of protection while providing improved flexibility that won't slow down the competitive player.</p>
CAPS	<p>ULTRA LIGHT U-FOAM SHOULDER CAPS Pro-level protection made from an incredibly light yet extremely durable EPP core.</p>	CAPS	<p>ULTRA LIGHT U-FOAM SHOULDER CAPS - SR ONLY (JR: JDP CAPS) Elite-level protection made from an incredibly light and extremely durable EPP core + premium sublimated lining.</p>	CAPS	<p>JDP DESIGN CAPS WITH MOLDED PE Made from lightweight PE plastic, these caps deliver high-level protection that helps disperse impacts away from your shoulder joints.</p>
TORSO	<p>MOLDED ZOTEFOAM WITH LARGE VENTILATION PORTS + AER-TEC SUSPENSION SYSTEM + FLEXMOTION BASE JACKET Pro-level protection and improved interaction with pants for maximum protection and mobility, with optimal ventilation in torso and back to help keep your body dry and cool.</p>	TORSO	<p>MOLDED PE FOAM WITH LARGE VENTILATION PORTS + AER-TEC SUSPENSION SYSTEM + FLEXMOTION BASE JACKET Elite-level protection that remains lightweight with perforated foam for ventilation in torso and back to cool you down while design provides improved interaction with pants.</p>	TORSO	<p>VENTED FRONT BASE WITH PE PERFORATED FOAM Lightweight yet durable chest protection that breathes so you feel light yet protected, mobile and comfortable with its sublimated lining.</p>
BICEPS	<p>HD MOLDED FOAM GUARDS WITH LARGE VENTILATION PORTS + AER-TEC SUSPENSION SYSTEM + LENGTH ADJUSTMENT Lightweight custom comfort fit with a pro-level of protection and max ventilation in biceps for cooling to help keep your body dry. Improved interaction with elbow pad for better mobility.</p>	BICEPS	<p>PE-MOLDED CAP + LENGTH ADJUSTMENT Custom comfort fit and professional-level protection + premium sublimated lining.</p>	BICEPS	<p>PE-MOLDED CAP + LENGTH ADJUSTMENT Custom comfort fit and excellent protection with adjustable coverage and sublimated lining.</p>
STERNUM AND SPINE	<p>MOLDED HD HYBRID STERNUM & SPINE SHIELD WITH VENTILATION PORTS Compress molded HD foam articulated upper spine for a pro-level of protection with added ventilation for breathability - overall lightweight & comfortable fit that protects.</p>	STERNUM AND SPINE	<p>MOLDED HD HYBRID STERNUM SHIELD WITH VENTILATION PORTS + ANATOMICAL MOLDED PE SPINE Structural shield combines hard HDPE plastic with high-density PE foam for lightweight high caliber protection.</p>	STERNUM AND SPINE	<p>ANATOMICAL MOLDED PE STERNUM AND SPINE Compress molded plastic protection.</p>
LINER	<p>AER-TEC SUSPENSION SYSTEM MESH LINER TREATED WITH POLYGIENE + ODORCRUNCH™ + FULL DRY FOAM DESIGN Unique liner-free design allows the closed cell Zotefoam® to do its job by not absorbing sweat, while the innovative AER-TEC suspended mesh liner creates max ventilation for cooling and evaporation to further help keep you cool and dry.</p>	HYBRID LINER	<p>AER-TEC SUSPENSION SYSTEM MESH LINER TREATED WITH POLYGIENE + ODORCRUNCH™ + DRY FOAM SIDE PANELS Max ventilation for cooling and evaporation to help keep body dry. Liner-free design to reduce sweat absorption so you stay dry and your equipment stays light.</p>	LINER	<p>SUBLIMATED LINER High quality comfort liner with stretch feel front panels to help you move freely.</p>
CLAVICLE	<p>FLOATING CLAVICLE COVERAGE WITH HD MOLDED FOAM Clavicle protection that moves with you and won't weigh you down.</p>	CLAVICLE	<p>MOBILE FLOATING CLAVICLE COVERAGE WITH PE PLASTIC GUARDS Highly protective yet mobile clavicle coverage.</p>	CLAVICLE	<p>SEGMENTED SEMI-FLOATING CLAVICLE COVERAGE Highly protective clavicle coverage that moves with you.</p>
EXTRA PROTECTION	<p>AGI SHIELD + EXTENDED COVERAGE FRONT PANEL + COMPRESS MOLDED HD PROTECTION PAD Added pro-level protection so you can do what you do best.</p>	EXTRA PROTECTION	<p>AGI SHIELD + EXTENDED COVERAGE FRONT PANEL + PE PLASTIC PROTECTION PAD Added elite-level protection so you can do what you do best.</p>	EXTRA PROTECTION	<p>EXTENDED COVERAGE FRONT PANEL Extra competitive-level protection.</p>



SGFT8PRO JETSPEED FT8 PRO SHIN GUARD



SIZES	SR	14", 15", 16", 17"	\$
	JR	12", 13"	\$



SGFT8 JETSPEED FT8 SHIN GUARD



SIZES	SR	14", 15", 16", 17"	\$
	JR	11", 12", 13"	\$



SGFT880 JETSPEED FT880 SHIN GUARD

SIZES	SR	14", 15", 16"	\$
	JR	11", 12", 13"	\$

CONSTRUCTION	AER-TEC THERMOREGULATION SYSTEM + SHOT BLOCK REINFORCEMENT LINER Maximized thermoregulation system with multiple ventilation ports in shin cap and shin liner for maximum airflow, plus FLOFOAM knee donut offers pro-level protection.	CONSTRUCTION	AER-TEC THERMOREGULATION SYSTEM Thermoregulation system with multiple ventilation ports in shin cap and shin liner for maximum breathability. FLOFOAM knee donut offers elite-level protection.	CONSTRUCTION	LIGHTWEIGHT CONSTRUCTION WITH VENTILATION SYSTEM Multiple ventilation ports in shin cap and single ventilation port in shin liner provide extra airflow with every stride.
CALF GUARD	FLOATING COMPRESS-MOLDED HD FOAM Lightweight pro-level protection for maximum impact calf guards plus added abrasion resistance at bottom.	CALF GUARD	FLOATING COMPRESS-MOLDED EVA FOAM Elite-level lightweight shotblock calf guards plus added abrasion resistance at bottom.	CALF GUARD	FLOATING COMPRESS-MOLDED MID-DENSITY FOAM High-Level protection with lightweight material for maximum impact calf guards.
KNEECAP	ANATOMICAL JDP KNEECAP Fully removable comfort knee pad with premium sublimated lining plus JDP kneecap construction to disperse impact force away from the knee joint.	KNEECAP	ANATOMICAL JDP KNEECAP Adjustable comfort knee pad with premium sublimated lining plus JDP kneecap construction to disperse impact force away from the knee joint.	KNEECAP	ANATOMICAL JDP KNEECAP JDP kneecap construction to disperse impact force away from knee joint + protective comfort donut.
SHIN CAP	OPTIMIZED ANATOMICAL GEOMETRY WITH STRAP GROOVE Pro-level shin cap lined with compress-molded exposed ZOTEFOAM, PE plastic anticollapse and multiple ventilation ports for premium breathability.	SHIN CAP	OPTIMIZED ANATOMICAL GEOMETRY WITH STRAP GROOVE Elite-level shin cap lined with perforated PE foam, PE plastic anticollapse and a single ventilation port for optimal breathability.	SHIN CAP	OPTIMIZED ANATOMICAL GEOMETRY WITH STRAP GROOVE Competitive level shin cap lined with PE foam liner.
THIGH	MOLDED PREMIUM HD FOAM CONNECTED TO KNEE LINER One-piece knee liner offers a close-to-the body pro-level protection.	THIGH	MOLDED PREMIUM EVA FOAM CONNECTED TO KNEE LINER One-piece knee liner offers a close-to-the body elite-level protection.	THIGH	FLEXIBLE COVERAGE WITH PE FOAM Reliable protection around thigh area.
ATTACHMENT	UPPER-LOCK ELASTIC STRAP WITH COMFORT CUSHION AND LENGTH-ADJUSTABLE CALF STRAP Customize to all calf sizes for a snug and extra-comfortable fit.	ATTACHMENT	UPPER-LOCK ELASTIC STRAP WITH COMFORT CUSHION AND LENGTH-ADJUSTABLE CALF STRAP Customize to all calf sizes for a snug and extra-comfortable fit.	ATTACHMENT	LOW PROFILE LOCK STRAP WITH COMFORT CUSHION + LENGTH-ADJUSTABLE CALF STRAP Snug and extra-comfortable fit that's customizable for all calf sizes.
LINER	AER-TEC SUSPENSION SYSTEM MESH LINER TREATED WITH POLYGIENE + ODOR CRUNCH™ + FULLY REMOVABLE PROTECTIVE LINER Max ventilation for evaporation to help keep shins dry and cool + abrasion-resistant 400D nylon bottom reinforcement and increased shot block protection removable liner.	LINER	AER-TEC SUSPENSION SYSTEM MESH LINER TREATED WITH POLYGIENE + ODORCRUNCH™ Max ventilation for evaporation to help keep shins dry and cool with abrasion-resistant 400D nylon bottom reinforcement	LINER	FULLY REMOVABLE/ADJUSTABLE LINER WITH KNEE HOLE AND VENTILATION PORT IN SHIN AREA Ventilation ports and sublimated lining to help keep shins dry.
OTHER	COMPRESS-MOLDED HD FOAM SIDE GUARD Pro-level foam for extra side protection.	OTHER	COMPRESS-MOLDED EVA FOAM SIDE GUARD Elite-level foam for extra side protection.	OTHER	MID-DENSITY FOAM SIDE GUARD WITH PLASTIC REINFORCEMENT High-level foam for extra side protection.



EPFT8PRO JETSPEED FT8 PRO ELBOW PADS



SIZES	SR	S, M, L, XL	\$
	JR	M, L	\$



EPFT8 JETSPEED FT8 ELBOW PADS



SIZES	SR	S, M, L, XL	\$
	JR	S, M, L	\$



EPFT880 JETSPEED FT880 ELBOW PADS

SIZES	SR	S, M, L, XL	\$
	JR	S, M, L	\$

CONSTRUCTION

AER-TEC THERMOREGULATION SYSTEM + 3-PIECE FLEXMOTION DESIGN
AER-TEC THERMOREGULATION SYSTEM provides maximum breathability to keep you cool and dry. 3-piece Flexmotion construction follows the elbow's natural movements to offer superior comfort and pro-level protection.

CONSTRUCTION

AER-TEC THERMOREGULATION SYSTEM + 3-PIECE FLEXMOTION DESIGN
AER-TEC THERMOREGULATION SYSTEM provides maximum breathability to keep you cool and dry. 3-piece Flexmotion construction follows the elbow's natural movements to offer superior comfort and elite-level protection.

CONSTRUCTION

HYBRID TWO-PIECE DESIGN
For added mobility and comfort, new design with floating bicep pad lets the competitive player move naturally, in a lighter, yet robust construction.

FOREARM

REINFORCED HIGH DENSITY FOAM FOREARM GUARD WITH VENTILATION PORTS + AER-TEC SUSPENSION
Pro-level forearm guard made of compress-molded exposed foam provides highest level of lightweight protection while the innovative AER-TEC suspension system provides ventilation and aids airflow to help keep you cool and dry.

FOREARM

REINFORCED HIGH DENSITY FOAM FOREARM GUARD + AER-TEC SUSPENSION
Elite-level forearm guard made of compress-molded HD foam provides highest level of protection. AER-TEC suspension system provides ventilation and aids airflow to help keep you cool and dry.

FOREARM

COMPRESS-MOLDED EVA FOREARM GUARD
Quality molded EVA forearm guard reinforced with PE plastic and sublimated lining offer excellent protection and comfort.

ELBOW CAP

MOLDED PE CAP WITH JDP CONSTRUCTION + EXPOSED EVA FOAM COVER
JDP elbow cap designed to disperse impact force away from the elbow joint plus a reinforced exposed EVA foam cover adds even more protection. Premium sublimated lining and donut hole for a comfortable feel.

ELBOW CAP

MOLDED PE CAP WITH JDP CONSTRUCTION + EXPOSED EVA FOAM COVER
JDP elbow cap designed to disperse impact force away from the elbow joint plus a reinforced exposed EVA foam cover for even more protection. Premium sublimated lining and donut hole for a comfortable feel.

ELBOW CAP

MOLDED PE CAP WITH JDP CONSTRUCTION + EXPOSED EVA FOAM COVER
Anatomical fit donut hole and sublimated lining offer high-level protection and comfort.

BICEP

HIGH DENSITY FOAM BICEP COVER WITH FULLY EXPOSED EVA FOAM INSIDE + VENTILATION PORT
Compress-molded exposed EVA DRYFOAM liner with ventilation for cooling. Optimized articulation at the bicep provides better mobility to keep protection in place.

BICEP

FLOATING BICEP PAD REINFORCED WITH PE PLASTIC
High-caliber coverage around the bicep area and soft sublimated liner for elite-level protection and comfort.

BICEP

FLOATING BICEP PAD REINFORCED WITH PE PLASTIC
High-caliber coverage around the bicep area and soft liner for competitive-level of protection and comfort.

ATTACHMENT

DUAL MIDDLE ELASTIC LOCK STRAP FOR OPTIMIZED RETENTION + NYLON FOREARM STRAP
Anti-slippage construction to help keep your elbow protection locked in and comfortable.

ATTACHMENT

FLEXIBLE MIDDLE LOCK STRAP WITH ELASTIC REINFORCEMENT + NYLON FOREARM STRAP
Securely keeps the elbow pad in place close to the body.

ATTACHMENT

FLEXIBLE MIDDLE LOCK STRAP + NYLON FOREARM STRAP
Comfortable and fully customizable fit.





NEW

SPNEXT26

CCM NEXT - SR/JR SHOULDER PADS

SIZES	SR	S, M, L, XL	\$
	JR	S, M, L	\$

NEW

SGNEXT26

CCM NEXT - SR/JR SHIN GUARDS

SIZES	SR	14", 15", 16", 17"	\$
	JR	11", 12", 13"	\$

NEW

EPNEXT26

CCM NEXT - SR/JR ELBOW PADS

SIZES	SR	S, M, L, XL	\$
	JR	S, M, L	\$

CONSTRUCTION	OPTIMIZED U-SHAPE SINGLE-LAYER CONSTRUCTION WITH PE FOAM Flexible and reliable protection with a light feel, ideal for recreational use at all ages. Bindingless construction increases the comfort throughout the game.	CONSTRUCTION	ANATOMICAL NARROW FIT DESIGN Connected fit that does not feel bulky, in a lightweight mobility-friendly design well-suited to recreational players of any age.	CONSTRUCTION	2-PIECE CONSTRUCTION Built for comfort and protection, the strap system keeps your elbow pad in place.
CAPS	MOLDED PE SHOULDER CAPS Full coverage around the shoulders to safeguard from impacts or falls.	CALF GUARD	PE FOAM CALF GUARD + PLASTIC INSERT Lightweight protection shaped to fit.	FOREARM	PE FOAM + PE INSERT Sublimated lining with great lightweight protection around the forearm.
TORSO	PE FOAM BASE Lightweight fit that delivers great protection while moving with you, with maximized landing zone for easy adjustment and a custom fit.	KNEE CAPS	OPTIMIZED ANATOMICAL GEOMETRY + JDP KNEE CAP Sturdy kneecap flex point offers more freedom of movement, plus JDP construction to disperse impact force away from the knee joint.	ELBOW CAP	PE CAP WITH JDP CONSTRUCTION + DONUT HOLE JDP construction designed to disperse impact force away from the elbow joint while comfort and fit are enhanced by donut padding.
BICEPS	ADJUSTABLE MOLDED PE CAPS Slip-on elastic sleeve construction for a closer comfortable fit with reliable protection.	SHIN CAPS	ANATOMICAL GEOMETRY WITH STRAP GROOVE Reliable level of protection.	BICEP	ARTICULATED BICEP WITH MOLDED PE PLASTIC INSERT Sublimated lining and slip-on elastic sleeve construction for great comfort and mobility.
STERNUM / SPINE	ANATOMICAL FLOATING FOAM & PE PLASTIC SPINE & STERNUM High level of protection.	ATTACHMENT	NYLON UPPER LOCK STRAP + WIDE ELASTIC CALF STRAP Comfortable and easily adjustable.	ATTACHMENT	SIMPLIFIED THREE-STRAP SYSTEM Customize your fit and comfort.
LINER	SUBLIMATED LINER High quality comfort liner with stretch feel front panels to help you move freely.	LINER	PE FOAM + REMOVABLE SUBLIMATED LINER Custom fit, easy maintenance, and good level of protection.		
CLAVICLE	BUILT-IN LIGHTWEIGHT FOAM AND PLASTIC INSERTS Clavicle protection in a highly mobile and comfortable design.				
EXTRA PROTECTION	SHOULDER BLADE FOAM INSERT Competitive-level protection.				



YT



YT



YT

NEW
SPNEXT26
CCM NEXT - YOUTH
SHOULDER PADS

SIZES YT S, M, L \$

NEW
SGNEXT26
CCM NEXT - YOUTH
SHIN GUARDS

SIZES YT 7", 8", 9", 10" \$

NEW
EPNEXT26
CCM NEXT - YOUTH
ELBOW PADS

SIZES YT S, M, L \$

CONSTRUCTION	SINGLE-LAYER CONSTRUCTION WITH PE FOAM + V-NOTCH Reliable protection with a light feel ideal for recreational and easy fit opening perfect for young players.	CONSTRUCTION	LIGHTWEIGHT SHELL DESIGN Great mobility plus reliable and functional protection with a light feel ideal for young recreational players.	CONSTRUCTION	ONE-PIECE CONSTRUCTION Good mobility and comfort with sublimated lining for young players.
CAPS	MOLDED PE SHOULDER CAPS Full coverage protection around the shoulders.	KNEE CAPS	PE CAP Must-have protection for kneecaps.	ELBOW CAP	JDP CAP Made of PE plastic cap for protection you can count on.
TORSO	PE FOAM BASE Lightweight fit that delivers great protection with maximized landing zone for easy adjustment.	ATTACHMENT	Y-STRAP Comfortable and easily adjustable lock strap to keep protection in place.	ATTACHMENT	DOUBLE STRAP ADJUSTMENT SYSTEM WITH MAXIMIZED LANDING ZONE Strapping system developed to secure elbow pad in place and maintain excellent level of comfort.
BICEPS	COMPRESS-MOLDED PLASTIC Slip-on elastic sleeve constructions for a closer fit while offering great protection.	LINER	SUBLIMATED BASE LINER + COMFORT KNEE PAD Good level of protection.		
STERNUM / SPINE	ANATOMICAL FLOATING FOAM & PE PLASTIC SPINE & STERNUM Rich and reliable protection.				
LINER	SUBLIMATED LINER High quality comfort liner with stretch feel front panels to help you move freely.				

CCM NEXT PROTECTIVE

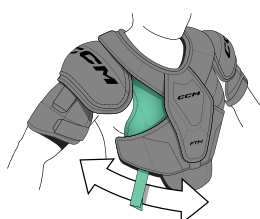
JETSPEED FTW PROTECTIVE



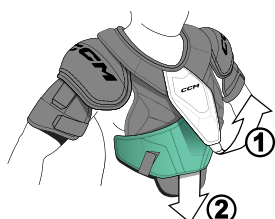
CUSTOMIZABLE FIT

PATENT-PENDING ADJUSTABILITY TO FIT ALL WOMEN'S ANATOMIES AND FIT PREFERENCES.

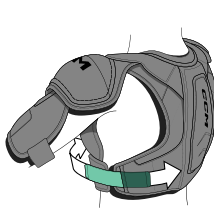
NEW 3-WAY CUSTOMIZABLE CHEST PANELS CAN BE REPOSITIONED TO THE PERFECT WIDTH, VOLUME AND LENGTH SO THAT ALL FEMALE HOCKEY PLAYERS OF ANY SHAPE OR SIZE CAN PLAY COMFORTABLY, WITHOUT HOLDING ANYTHING BACK.



ADJUSTble
WIDTH



ADJUSTble
VOLUME



ADJUSTble
LENGTH



GONE ARE THE DAYS OF PRE-SHAPED COOKIE-CUTTER WOMEN'S PROTECTIVE, WHICH ASSUMES ALL WOMEN WILL FIT THE SAME. FEEDBACK FROM PLAYERS HAD ONE COMMON DENOMINATOR

WE ARE HOCKEY PLAYERS.

NOT "FEMALE HOCKEY PLAYERS", RATHER "HOCKEY PLAYERS". WE PLAY WITH MEN, WITH WOMEN, WITH EVERYONE. AND WE WANT TO LOOK JUST LIKE EVERY OTHER HOCKEY PLAYER.

UPGRADED FEEL & MOBILITY

CCM'S ADPTFIT 3D SYSTEM, DESIGNED TO GIVE YOU UNPARALLELED CONTROL OVER YOUR PROTECTIVE GEAR SO YOU CAN CUSTOMIZE IT TO FIT YOUR GAME AND YOUR BODY LIKE NEVER BEFORE. EASILY ADJUST STRAPS AND POSITIONS OF DIFFERENT FEATURES FOR MAXIMUM PROTECTION AND COMFORT ON THE ICE, WITHOUT COMPROMISE TO YOUR MOBILITY AND COMFORT. PLUS ADDED FEATURES OF THERMOREGULATION HELP KEEP YOU COOLER SO YOU CAN STAY FOCUSED ON PLAYING YOUR BEST.

THIS WIDE RANGE OF ADJUSTMENT PROVIDES BOTH UNEQUALLED COMFORT AND ADEQUATE LEVEL OF PROTECTION, ADJUSTED TO THE FEMALE SILHOUETTE.

TECH 001



PROTECTION

PROPERLY-FITTED PROTECTION FOR YOUR BODY, YOUR GAME AND HOW YOU MOVE. MOVE FREELY AND TRUST CCM'S LATEST INNOVATIVE FTW GEAR, FEATURING RELIABLE D3O® ZERO TECHNOLOGY AND PREMIUM MATERIALS.

TECH 002

ADPTFIT ADJUSTABILITY 3D

CUSTOMIZE YOUR FIT AND PROTECTION TO YOUR BODY AND NEEDS SO YOU CAN FOCUS ON YOUR GAME WITH EVERYTHING IN THE RIGHT PLACE.

TECH 003

BREATHABILITY

ELEVATE YOUR COMFORT WITH THE ADDITION OF CCM'S AER-TEC THERMOREGULATION TECHNOLOGY IN KEY AREAS, ALLOWING YOUR BODY TO STAY COOL AND DRY SO YOU CAN FOCUS ON PERFORMING YOUR BEST EVERY SHIFT.





SPFTW24
JETSPEED FTW
 WOMEN'S SHOULDER PADS

SIZES WM SR S, M, L \$



SGFTW24
JETSPEED FTW
 WOMEN'S SHIN GUARDS

SIZES WM SR 12, 13, 14, 15" TAPERED \$



EPFTW24
JETSPEED FTW
 WOMEN'S ELBOW PADS

SIZES WM SR S/M, M/L \$



CONSTRUCTION	<p>HIGHLY ADJUSTABLE, LIGHTWEIGHT & BREATHABLE, TAPERED PRO-LEVEL PROTECTION</p> <p>Made specifically for women's varying body shapes and sizes, to ensure comfort, close-to-the-body fit and elite-level protection without compromise. Revolutionary adjustable design allowing women to select their shoulder pad size by shoulder width regardless of body type or shape.</p>	CONSTRUCTION	<p>DURABLE AND COMFORTABLE PRO-LEVEL PROTECTION, MADE FOR HER</p> <p>Adapted tapered fit provides comfortable protection where needed while allowing you to move freely. Made specifically for women's varying body shapes and sizes, to ensure comfort, close-to-the-body fit and elite-level protection without compromise.</p>	CONSTRUCTION	<p>LIGHTWEIGHT AND COMFORTABLE PROTECTION, MADE FOR HER</p> <p>Adapted tapered fit, guaranteeing comfortable protection where they need it to move freely as they play and grow in them.</p>
CHEST / TORSO	<p>INNOVATIVE & PATENT-PENDING ADPTFIT 3D CHEST PROTECTION</p> <p>New 3-way customizable chest panels can be repositioned to the perfect width, volume and length with 3D shaped side panels, length-adjustable torso straps & adjustable/removable belly pad. System releases pressure for a more comfortable fit all game long.</p>	KNEECAP	<p>ANATOMICAL LOW-PROFILE JDP KNEECAP WITH D30® ZERO</p> <p>Reduced size JDP kneecap reinforced with cushiony D30® Zero to disperse impact force away from the knee joint + comfort knee donut.</p>	FOREARM	<p>ANATOMICAL LOW-PROFILE EVA FOREARM GUARD</p> <p>Tapered & shorter ergonomic design allows great mobility with reinforced slash guard protection.</p>
STERNUM	<p>ARTICULATED & FLOATING EXPOSED HD FOAM STERNUM</p> <p>Trustworthy protection where it counts that adapts to the player's shape as she moves.</p>	SHIN CAP	<p>TAPERED ANATOMICAL PRO-LEVEL MOLDED PE WITH VENTILATION PORTS & STRAP GROOVE</p> <p>Elite-level shin cap offers closer fit for better protection & less interference with integrated padding in its reinforced frame + ventilation ports for added breathability.</p>	ELBOW CAPS	<p>LOW-PROFILE JDP CAPS WITH MOLDED PE</p> <p>Elite-level cap with comfort donut hole provides a deep fit for better protection that stays in place while dispersing impact force away from the joint.</p>
CAPS	<p>LOW-PROFILE MOLDED SHOULDER CAPS WITH D30® ZERO</p> <p>Reliable JDP construction caps adapted to the right size and position for the women's game. Reinforced with impact-absorbing yet cushiony D30® Zero extended over the AC joint.</p>	CALF GUARD	<p>LOW PROFILE PE CALF GUARD</p> <p>Competitive level shottblock protection.</p>	BICEP	<p>FLOATING REINFORCED ARTICULATED BICEP</p> <p>Competitive level highly mobile protection with rich sublimated liner.</p>
CLAVICLE	<p>REINFORCED SEMI-FLOATING CLAVICLE PROTECTION</p> <p>Must-have protection in a key impact area that stays in place.</p>	THIGH	<p>MOLDED PREMIUM FOAM THIGH GUARD CONNECTED TO KNEE LINER</p> <p>One-piece adjustable connected thigh guard/knee comfort pad offers a close-to-the body elite-level protection, removable for easy cleaning.</p>	ATTACHMENT	<p>THREE-STRAP SYSTEM</p> <p>With extended landing zones for optimized adjustability & fit.</p>
SPINE / BACK	<p>AER-TEC DECOUPLED BACK PANELS + ANATOMICAL MOLDED PE SPINE</p> <p>Lightweight exposed MD foam liner-free back with AER-TEC ventilation ports for max breathability to help keep you dry, while the floating reinforced spine provides peace of mind protection where you need it.</p>	ATTACHMENT	<p>ERGONOMIC LOCK STRAP WITH COMFORT CUSHION AND LENGTH-ADJUSTABLE CALF STRAP</p> <p>Customize to all calf sizes for a snug and extra-comfortable fit.</p>		
BICEPS	<p>AER-TEC SYSTEM + HD FOAM HEIGHT-ADJUSTABLE BICEPS</p> <p>Patent-pending mesh suspension + ventilation ports for added airflow, allowing better interaction with Elbow Pads for comfortable and adjustable low-profile elite protection.</p>	LINER	<p>SUBLIMATED INTEGRATED COMFORT LINER</p> <p>Integrated comfort padded liner for a deeper fit + abrasion-resistant 400D nylon bottom reinforcement.</p>		
		OTHER	<p>REINFORCED MID-DENSITY FOAM SIDE GUARD</p> <p>High-level foam for extra side protection.</p>		



SPFTW24 ideal for 7-11 year olds (approx) JETSPEED FTW - JR WOMEN'S SHOULDER PADS

SIZES WM JR S, M, L \$



SGFTW24 ideal for 7-11 year olds (approx) JETSPEED FTW - JR WOMEN'S SHIN GUARDS

SIZES WM JR 10, 11" TAPERED \$



EPFTW24 ideal for 7-11 year olds (approx) JETSPEED FTW - JR WOMEN'S ELBOW PADS

SIZES WM JR S/M, M/L \$

CONSTRUCTION	LIGHTWEIGHT CONSTRUCTION MADE FOR YOUNG WOMEN Designed for their bodies and specific silhouettes, guaranteeing adapted protection and comfort as they play and grow in them.	CONSTRUCTION	LIGHTWEIGHT AND COMFORTABLE PROTECTION, MADE FOR HER Adapted tapered fit, guaranteeing comfortable protection where they need it to move freely as they play and grow in them.	CONSTRUCTION	LIGHTWEIGHT AND COMFORTABLE PROTECTION, MADE FOR HER Adapted tapered fit, guaranteeing comfortable protection where they need it to move freely as they play and grow in them.
CHEST / TORSO	ELONGATED & FLEXIBLE BASE JACKET WITH REMOVABLE BELLY PAD + COMFORT SIDE GUSSETS Longer coverage + extended chest strap landing zones for optimal comfort & adjustability while reducing pressure in unwanted areas.	KNEECAP	ANATOMICAL LOW-PROFILE JDP KNEECAP Reduced size reliable JDP kneecap to disperse impact force away from the knee joint + comfort knee donut.	FOREARM	ANATOMICAL LOW-PROFILE EVA FOREARM GUARD Tapered & shorter ergonomic design allows great mobility with reinforced slash guard protection.
STERNUM	ARTICULATED & FLOATING EXPOSED EVA FOAM STERNUM Anatomical protection where it counts that adapts to the player's shape as she moves.	SHIN CAP	TAPERED ANATOMICAL MOLDED PE WITH VENTILATION PORTS & STRAP GROOVE Competitive level shin cap offers closer fit for better protection & less interference with integrated padding in its reinforced frame + ventilation ports for added breathability.	ELBOW CAP	LOW-PROFILE JDP CAPS WITH MOLDED PE Competitive-level cap with comfort donut hole provides a deep fit for better protection that stays in place while dispersing impact force away from the joint.
CAPS	LOW-PROFILE JDP MOLDED SHOULDER CAPS Reliable JDP construction caps are adapted to the right size and position for the protection young women need in their game.	CALF GUARD	PE FOAM CALF GUARD Lightweight protection shaped to fit.	BICEP	FLOATING REINFORCED ARTICULATED BICEP Competitive level highly mobile protection with rich sublimated liner.
CLAVICLE	REINFORCED BUILT-IN CLAVICLE PROTECTION Comfortable lightweight design that lets you move freely and securely.	THIGH	MOLDED PREMIUM FOAM THIGH GUARD CONNECTED TO KNEE LINER One-piece adjustable connected thigh guard/knee comfort pad offers a close-to-the body competitive level protection, removable for easy cleaning.	ATTACHMENT	THREE-STRAP SYSTEM With extended landing zones for optimized adjustability & fit.
SPINE / BACK	VENTILATED FOAM JACKET + ANATOMICAL SPINE Lightweight segmented back with reinforced spine.	ATTACHMENT	NYLON UPPER LOCK STRAP & LENGTH-ADJUSTABLE WIDE ELASTIC CALF STRAP Customize to all calf sizes for a snug and extra-comfortable fit.		
BICEPS	HEIGHT-ADJUSTABLE MOLDED PE CAPS Comfortable and adjustable low-profile protection.	LINER	SUBLIMATED INTEGRATED PE FOAM COMFORT LINER Integrated comfort padded liner for a deeper fit.		



NEW

ideal for 4-6 year olds (approx)

D30®

SPFTWPRO26 FTW PRO YOUTH GIRL'S SHOULDER PADS

SIZES YT S, M, L \$



NEW

ideal for 4-6 year olds (approx)

D30®

SGFTWPRO26 FTW PRO YOUTH GIRL'S SHIN GUARDS

SIZES YT 8", 9", 10" \$



NEW

ideal for 4-6 year olds (approx)

D30®

EPFTWPRO26 FTW PRO YOUTH GIRL'S ELBOW PADS

SIZES YT S, M, L \$

CONSTRUCTION

E-FIT FLEXIBLE NECK OPENING

Elastic neck opening for an easy fit so young players can even dress themselves.

CALF GUARD

EXTENDED FOAM CALF GUARD

Anatomical design with extended calf protection.

CONSTRUCTION

JDP CAP REINFORCED WITH D30® ZERO

Designed to disperse impact force away from the elbow joint while D30 Zero helps absorb impact and shock in a hard cap construction to give young players pro-level protection.

CAPS

MOLDED PE SHOULDER CAPS

High-quality PE plastic shoulder caps combined with PE foam for added comfort and protection.

KNEECAP

JDP/ MOLDED PE CAP

Designed to disperse impact force away from the knee.

BICEP

ARTICULATED BICEP

PE Foam provides comfort and mobility.

TORSO

ADJUSTABLE BELLY PAD + FULL-LENGTH HOOK AND LOOPS ADJUSTMENT + LIGHTWEIGHT FOAM LINER

Large landing and height adjustable/removable belly pad provides a lightweight customizable protection that is ultra comfortable for little players.

SHIN CAP

JDP/ MOLDED PE CAP

Anatomical cap design delivers high level of protection.

ATTACHMENT

DOUBLE STRAP ADJUSTMENT SYSTEM WITH MAXIMIZED LANDING ZONE

Built for comfort and protection, the strap system keeps your elbow pad in place.

BICEPS

PE-MOLDED CAP + HEIGHT ADJUSTMENT

Easily adjustable height strap to customize bicep protection.

ATTACHMENT

UPPER LOCK STRAP + COMFORTABLE CALF STRAP

Incredibly comfortable and easily adjustable with large landing.

STERNUM

FLOATING COMPRESS MOLDED EVA FOAM WITH D30® IN PLEXUS

Pro-level protection powered by high quality foam and D30 for extra impact distribution in a floating construction that moves comfortably with the player.

LINER

REMOVABLE COMFORT LINER WITH D30® ZERO + COMFORT DONUT

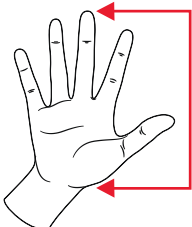
Removable comfort liner makes it easy to customise your fit while D30 Zero adds impact and shock absorption to the liner.

SPINE

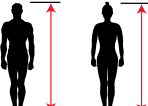
BIONEX SHIELD SPINE PROTECTOR

Pro-level spine foam package to offer improved protection on the back.

GLOVES		YOUTH			JUNIOR			SENIOR				
		8"	9"	N/A	10"	11"	12"	13"	14"	15"	N/A	N/A
GENERAL	AGE	3-5	5-7	7-9	8-10	10-11	11-13	13+	14+	14+	14+	14+
	HEIGHT - CM	102-109	109-117	117-127	127-137	137-147	147-157	157-168	168-178	178-188	183+	183+
	HEIGHT - FT	3'4"-3'7"	3'7"-3'10"	3'10"-4'2"	4'2"-4'6"	4'6"-4'10"	4'10"-5'2"	5'2"-5'6"	5'6"-5'10"	5'10"-6'2"	6'0"+	6'0"+
GLOVES		8"	9"	N/A	10"	11"	12"	13"	14"	15"	N/A	N/A
	HAND LENGTH (CM)	10-13	11-14	N/A	12-15	13-16	14-17	16-19	18-21	20-24	N/A	N/A
	HAND LENGTH (IN)	4-5	4.5-5.5	N/A	4.5-6	5-6.5	5.5-6.5	6.5-7.5	7-8.5	8-9.5	N/A	N/A

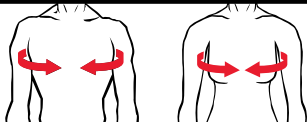


HAND LENGTH

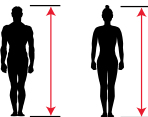


HEIGHT

SHOULDER PADS		YOUTH			JUNIOR			SENIOR				
		S	M	L	S	M	L	S	M	L	XL	XXL
GENERAL	AGE	3-5	5-7	7-9	8-10	10-11	11-13	13+	14+	14+	14+	14+
	HEIGHT - CM	102-109	109-117	117-127	127-137	137-147	147-157	157-168	168-178	178-188	183+	183+
	HEIGHT - FT	3'4"-3'7"	3'7"-3'10"	3'10"-4'2"	4'2"-4'6"	4'6"-4'10"	4'10"-5'2"	5'2"-5'6"	5'6"-5'10"	5'10"-6'2"	6'0"+	6'0"+
SHOULDER PADS		S	M	L	S	M	L	S	M	L	XL	XXL
	CHEST CIRC. (CM)	50-64	52-68	54-72	62-78	66-82	70-92	82-98	88-108	92-114	102-126	N/A
	CHEST CIRC. (IN)	19.5-25	20.5-27	21.5-28.5	24.5-30.5	26-32.5	27.5-36	32.5-38.5	34.5-42.5	36-45	40-49.5	N/A

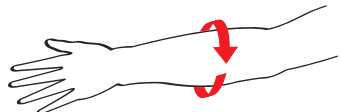


CHEST CIRCUMFERENCE

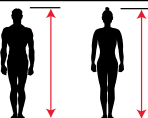


HEIGHT

ELBOW PADS		YOUTH			JUNIOR			SENIOR				
		S	M	L	S	M	L	S	M	L	XL	XXL
GENERAL	AGE	3-5	5-7	7-9	8-10	10-11	11-13	13+	14+	14+	14+	14+
	HEIGHT - CM	102-109	109-117	117-127	127-137	137-147	147-157	157-168	168-178	178-188	183+	183+
	HEIGHT - FT	3'4"-3'7"	3'7"-3'10"	3'10"-4'2"	4'2"-4'6"	4'6"-4'10"	4'10"-5'2"	5'2"-5'6"	5'6"-5'10"	5'10"-6'2"	6'0"+	6'0"+
ELBOW PADS		S	M	L	S	M	L	S	M	L	XL	XXL
	FOREARM CIRC. (CM)	9-16	10-17	11-18	13-20.5	15-22	16-24	20-25	24-28.5	27-32	30-34.5	N/A
	FOREARM CIRC. (IN)	3.5-6.5	4-6.5	4.5-7	5-8	6-8.5	6.5-9.5	8-10	9.5-11	10.5-12.5	12-13.5	N/A

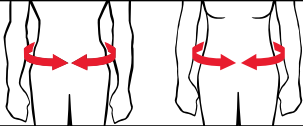


FOREARM CIRCUMFERENCE

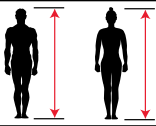


HEIGHT

TACKS PANTS		YOUTH			JUNIOR			SENIOR					
		S	M	L	S	M	L	S	S-LONG	M	L	XL	XXL
GENERAL	AGE	3-5	5-7	7-9	8-10	10-11	11-13	13+	13+	14+	14+	14+	14+
	HEIGHT - CM	102-109	109-117	117-127	127-137	137-147	147-157	157-168	168-178	168-178	178-188	183+	183+
	HEIGHT - FT	3'4"-3'7"	3'7"-3'10"	3'10"-4'2"	4'2"-4'6"	4'6"-4'10"	4'10"-5'2"	5'2"-5'6"	5'6"-5'10"	5'6"-5'10"	5'10"-6'2"	6'0"+	6'0"+
PANTS		S	M	L	S	M	L	S	S-LONG	M	L	XL	XXL
	WAIST CIRC. (CM)	51-55	53-57	56-60	58-64	62-72	69-81	76-86	76-86	79-89	86-99	95-107	107-120
	WAIST CIRC. (IN)	20-21.5	21-22.5	22-23.5	23-25	24.5-28.5	27-32	30-34	30-34	31-35	34-39	37.5-42	42-47
	US PANT SIZE	Y4-Y8	Y6-Y10	Y8-Y14	Y10-Y16	Y14-Y18	26-31	30-33	30-33	31-35	32-38	38-42	42-50

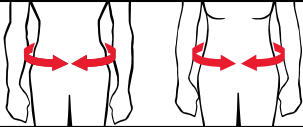


WAIST CIRCUMFERENCE

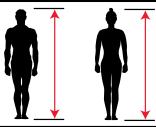


HEIGHT

JETSPEED / NEXT PANTS		YOUTH			JUNIOR			SENIOR				
		S	M	L	S	M	L	S	M	L	XL	XXL
GENERAL	AGE	3-5	5-7	7-9	8-10	10-11	11-13	13+	14+	14+	14+	14+
	HEIGHT - CM	102-109	109-117	117-127	127-137	137-147	147-157	157-168	168-178	178-188	183+	183+
	HEIGHT - FT	3'4"-3'7"	3'7"-3'10"	3'10"-4'2"	4'2"-4'6"	4'6"-4'10"	4'10"-5'2"	5'2"-5'6"	5'6"-5'10"	5'10"-6'2"	6'0"+	6'0"+
PANTS		S	M	L	S	M	L	S	M	L	XL	XXL
	WAIST CIRC. (CM)	51-55	53-57	56-60	58-64	62-72	69-81	76-86	79-89	86-99	95-107	107-120
	WAIST CIRC. (IN)	20-21.5	21-22.5	22-23.5	23-25	24.5-28.5	27-32	30-34	31-35	34-39	37.5-42	42-47
	US PANT SIZE	Y4-Y8	Y6-Y10	Y8-Y14	Y10-Y16	Y14-Y18	26-31	30-33	31-35	32-38	38-42	42-50

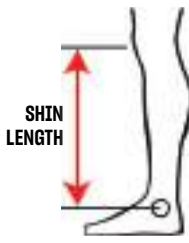


WAIST CIRCUMFERENCE

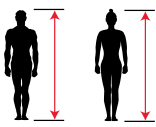


HEIGHT

SHIN GUARDS		YOUTH			JUNIOR			SENIOR				
		8"	9"	10"	11"	12"	13"	14"	15"	16"	17"	18"
GENERAL	AGE	3-5	5-7	7-9	8-10	10-11	11-13	13+	14+	14+	14+	14+
	HEIGHT - CM	102-109	109-117	117-127	127-137	137-147	147-157	157-168	168-178	178-188	183+	183+
	HEIGHT - FT	3'4"-3'7"	3'7"-3'10"	3'10"-4'2"	4'2"-4'6"	4'6"-4'10"	4'10"-5'2"	5'2"-5'6"	5'6"-5'10"	5'10"-6'2"	6'0"+	6'0"+
SHIN GUARDS		8"	9"	10"	11"	12"	13"	14"	15"	16"	17"	18"
	SHIN LENGTH (CM) - TONGUE OUT	22-25	25-27	27-30	30-33	33-36	36-40	40-43	43-47	47-50	50-53	53-57
	SHIN LENGTH (IN) - TONGUE OUT	8.5-10	10-10.5	10.5-12	12-13	13-14	14-15.5	15.5-17	17-18.5	18.5-19.5	19.5-21	21-22.5
	SHIN LENGTH (CM) - TONGUE IN	20-23	23-25	25-28	28-31	31-34	34-38	38-41	41-45	45-48	48-51	51-55
	SHIN LENGTH (IN) - TONGUE IN	8-9	9-10	10-11	11-12	12-13.5	13.5-15	15-16	16-17.5	17.5-19	19-20	20-21.5



SHIN LENGTH



HEIGHT

PROTECTIVE ARCHITECTURE

HELMETS



**HTXCU
SUPER TACKS X
TOTAL CUSTOM**
limited distribution

PROTECTION	100% Full NEST TECH 3D printed liner engineered for elite protection
COMFORT	100% NEST TECH custom printed to your exact head shape from a 360 degree scan for best fit and max airflow
ADJUSTMENT	Tool-free adjustment on sides + side impact frame



**HT920
TACKS 920**

PROTECTION	3-In-1 R3FLEX Protection + NEST TECH in full coverage wraparound fit
COMFORT	Optimized AER-TEC Ventilation & NEST TECH with channels + 3-IN-1 R3FLEX Protection + AER-TEC TOTALDRI wicking sweatband
ADJUSTMENT	ADPTFIT360 single step tool-free adjustment at rear + Occipital comfort cushion



**HT720
TACKS 720**

PROTECTION	NEST TECH + D30® in key areas
COMFORT	I.Q.SHION DRI liner + AER-TEC Ventilation system + multi-density foams
ADJUSTMENT	Tool-free adjustment on sides + reinforced side impact frame + active stabilizer



**HTXPRO
TACKS X PRO**

PROTECTION	Continuous fit 3d printed nest tech liner + D30®
COMFORT	Full coverage conforming nest tech for optimal fit & airflow + multi density foams
ADJUSTMENT	Tool-free adjustment on sides + reinforced side impact frame



**HTFTW
CCM FTW**

PROTECTION	3-in-1 R3FLEX PROTECTION + NEST TECH in full coverage wraparound fit
COMFORT	Female-specific fit + AER-TEC VENTILATION & NEST TECH + 3-in-1 R3FLEX PROTECTION + AER-TEC TOTALDRI sweatband
ADJUSTMENT	ADPTFIT360 single step tool-free adjustment at rear + OCCIPITAL+ comfort cushion with built-in hair groove

GLOVES



**HGXRPRO
XR PRO**

FINGERS / BACKHAND	D30® Zero knuckle and finger tips blocs + hybrid nash finger tips + 3 piece index and ring fingers + stiff low profile integrated impact protection plate made of injected high grade polyethylene plastic
PALM / LINER	Sensalast pro palm with embossed reinforcement treated with Polygiene OdorCrunch™ + Polygiene + odorcrunch treated liners and comfort foams
THUMB / CUFF	Elite Flex thumb (from 11") + Max Flex + Flexmotion Cuff



**HGXR
TACKS XR**

FINGERS / BACKHAND	D30® Zero knuckle blocs + HD foam reinforced finger blocs + 3 piece index + stiff low profile integrated impact protection plate made of injected high grade polyethylene plastic
PALM / LINER	Sensalast palm with reinforcement treated with Polygiene OdorCrunch™ + Polygiene + odorcrunch treated liners and comfort foams
THUMB / CUFF	Elite Flex thumb (from 11") + Flexmotion Cuff



**HGFT8PRO
JETSPEED FT8 PRO**

FINGERS / BACKHAND	AER-TEC suspension & ventilation + 2 ventilation ports + premium ZOTEFOAM + HD PE foam + PE inserts + PU foam cushioning + 3 piece index
PALM / LINER	Sensalast pro palm: pro base + embossed Sensalast reinforcement + seamless palm/cuff + Polygiene & OdorCrunch™ treated (palm, sublimated cuff, AER-TEC suspension mesh)
THUMB / CUFF	Pro flexthumb (from 11") + short pre-angled open max flex cuff + PU foam cushioning



**HGFT8
JETSPEED FT8**

FINGERS / BACKHAND	AER-TEC suspension & ventilation + 2 ventilation ports + HD PE foam + PE inserts + PU foam cushioning + 3 piece index
PALM / LINER	Sensalast palm + embossed reinforcement + seamless palm/cuff + Polygiene & OdorCrunch™ treated (palm, sublimated cuff, AER-TEC suspension mesh)
THUMB / CUFF	Pro Flexthumb (from 11") + short pre-angled open cuff






**HG4RP3
TACKS 4R PRO³**


FINGERS / BACKHAND	Dual density foam with PE inserts + D30® Smart Material backhand + soft comfort foams
PALM / LINER	Sensalast palm: pro base palm + Sensalast reinforcement
THUMB / CUFF	Pro flexthumb + max flex cuff







**HGFTW24
WOMEN'S
JETSPEED FTW**

FINGERS / BACKHAND	Tapered fit + AER-TEC suspension + 2 ventilation ports + HD PE foam + PE inserts + PU foam cushioning + 3 piece index
PALM / LINER	Sensalast palm + embossed reinforcement + seamless palm/cuff + Polygiene odorcrunch™ treated (palm, sublimated cuff, AER-TEC suspension mesh)
THUMB / CUFF	Pro Flexthumb + short pre-angled open cuff

 <p>HT310V26 TACKS 310</p>	 <p>HT210 TACKS 210</p>	 <p>HT70 TACKS 70</p>
<p>PROTECTION 3-IN-1 R3FLEX protection + dual-density performance EVA</p>	<p>PROTECTION Max coverage dual density VN + EVA foam liner</p>	<p>PROTECTION Full coverage dual density foam liner + integrated ear covers</p>
<p>COMFORT 3-IN-1 R3FLEX protection + dual-density performance EVA. Available in SR, JR and wide sizing</p>	<p>COMFORT Dual density foams</p>	<p>COMFORT Full coverage dual density foam liner + ventilated shell</p>
<p>ADJUSTMENT Single Tool-free adjustment at rear</p>	<p>ADJUSTMENT Single tool-free adjustment at rear</p>	<p>ADJUSTMENT Tool-free flip clip length adjustment on sides</p>

<p>YOUTH</p>	 <p>HTMSPRT MULTISPORT DESIGNED SPECIFICALLY FOR SKATERS FROM 2 TO 7 YEARS OLD</p>	<p>PROTECTION High impact lightweight vented shell</p>
		<p>COMFORT EPP liner with built-in ear covers</p>
		<p>ADJUSTMENT Tool-free adjustable fit</p>

	<p>TACKS 70 - JR DESIGNED SPECIFICALLY FOR PLAYERS FROM 7 TO 10 YEARS OLD</p>
	<p>TACKS 70 - YT DESIGNED SPECIFICALLY FOR PLAYERS FROM 3 TO 7 YEARS OLD</p>
	<p>PROTECTION Full coverage dual density foam liner + integrated ergonomic ear covers</p>
	<p>COMFORT Full coverage dual density foam liner + ventilated shell</p>
<p>ADJUSTMENT Tool-free flip clip length adjustment on sides + kid-specific silver cage adjustments</p>	

 <p>HGXR80 TACKS XR 80</p>	 <p>HGNEXT26 CCM NEXT (SR/JR)</p>
<p>FINGERS / BACKHAND Dual-density foam with PE inserts + 3 piece index + redesigned low-profile backhand</p>	
<p>PALM / LINER Nash palm + Nash reinforcement + laminated liner with PU foam cushioning</p>	
<p>THUMB / CUFF Elite Flex thumb (from 11") + Flexmotion Cuff</p>	
 <p>HG880 JETSPEED FT880</p>	
<p>FINGERS / BACKHAND PE foam + PE inserts</p>	<p>FINGERS / BACKHAND PE foam + PE inserts + 2 piece index</p>
<p>PALM / LINER Sensalast palm + sublimated reinforcement + laminated liner with PU foam cushioning</p>	<p>PALM / LINER Sublimated Sensalast palm + reinforcement + sublimated liner with PU cushion foam</p>
<p>THUMB / CUFF Pro Flexthumb (from 11") + short pre-angled one-piece open cuff</p>	<p>THUMB / CUFF Flexthumb (from 11") + short pre-angled one-piece open cuff</p>

<p>YOUTH</p>	
 <p>HGXRPRO YOUTH TACKS XR PRO</p>	
<p>FINGERS / BACKHAND PE foams with 2 piece index + integrated pro-style impact protection plate with D30® Zero</p>	
<p>PALM / LINER Water-repellent nash palm base with Nash reinforcement + laminated liner with PU cushion foam</p>	
<p>CUFF Open cuff</p>	
 <p>HGNEXT26 YOUTH CCM NEXT</p>	
<p>FINGERS / BACKHAND PE foams with 2 piece fingers</p>	
<p>PALM / LINER Sublimated Sensalast palm + sublimated liner with PU cushion foam</p>	
<p>CUFF Open cuff</p>	

PANTS



HPTKSPRO TACKS PRO

BACK	Floating spine + hd foam spine guard + D30® Zero
ADJUSTMENT/ LINER	Integrated belt + stabilized belly pad + 1" zipper
THIGH / HIP / KIDNEY	Floating molded pe plastic cap + HD foam thigh guard + inner leg zipper + D30® inside hip pad + AER-TEC ventilation system + molded pe caps + sublimated comfort liner + lower back protection inserts



HPTKS+ TACKS +

BACK	Floating spine + hd foam spine guard
ADJUSTMENT/ LINER	Internal belt + stabilized belly pad + 1" zipper
THIGH / HIP / KIDNEY	Floating molded PE plastic + PE foam + JDP hip caps with D30® Zero + molded pe caps + sublimated comfort liner




HPTKS TACKS

BACK	Exposed foam spine + tailpad
ADJUSTMENT/ LINER	Internal belt + 1" zipper
THIGH / HIP / KIDNEY	Floating molded pe plastic cap + PE foam + JDP hip caps + molded PE cap + sublimated comfort liner



HPFTW24 WOMEN'S SR JETSPEED FTW

BACK	Hybrid spine shield + D30® Zero + pro cut leg
ADJUSTMENT/ LINER	EZ FIT stretch opening + internal belt + 1" zipper + DRYFOAM liner
THIGH / HIP / KIDNEY	Molded PE caps + floating thigh guard + inner leg zipper + 4000 nylon padded belt



PGJS JETSPEED GIRDLE

BACK	Hybrid spine shield + D30® + HD foam
ADJUSTMENT/ LINER	Height / width adjustable thigh guards
THIGH / HIP / KIDNEY	JDP + PE molded cap + mid-density foam



HPJTSPRO JETSPEED PRO

BACK	Floating spine + hybrid spine shield with HD foam + ventilation
ADJUSTMENT/ LINER	Easy fit + built-in internal anti-twist belt + 1" zipper + Dryfoam
THIGH / HIP / KIDNEY	Floating molded HD foam cap + PE foam + JDP hip caps with D30® + molded PE cap + sublimated comfort liner with air channels



HPJTS+ JETSPEED+

BACK	Floating spine + hybrid spine shield + ventilation
ADJUSTMENT/ LINER	Easy fit + built-in internal belt + 1" zipper + Dryfoam
THIGH / HIP / KIDNEY	AER-TEC ventilation + molded PE hip caps with vented foam + floating lightweight foam + molded PE thigh guards + leg zipper



HPJTS JETSPEED

BACK	Integrated spine shield
ADJUSTMENT/ LINER	Classic laced front panel

SHOULDER PADS



SPXRPRO TACKS XR PRO

SHOULDER CAPS	Flexmotion dual core hd foam caps with exposed foam covers + improved D30® shoulder/ac joint + floating clavicle coverage with pe plastic guards + D30® in the ac joint
TORSO / SPINE / STERNUM	Air channel + ADPTFIT length adjustable straps + floating sternum & spine hybrid shields + D30® at sternum & back spine
BICEPS	HD molded foam guards with large ventilation ports + AER-TEC suspension system



SPXR TACKS XR

SHOULDER CAPS	Low-profile JDP injected shoulder caps with exposed foam cover + floating clavicle coverage with PE plastic guards
TORSO / SPINE / STERNUM	Air channel + ADPTFIT length adjustable straps + single piece back base panel + molded EVA foam lower back pad + D30® at sternum & back spine
BICEPS	Injected plastic guard + adjustable strap length and height



SPXR80 TACKS XR 80

SHOULDER CAPS	Low-profile JDP injected shoulder caps with exposed foam cover + floating clavicle protection
TORSO / SPINE / STERNUM	Compress molded front and back panels with sublimated lining + single piece back base panel + compress-molded PE plastic spine
BICEPS	PE-molded cap + height adjustment



SPFTW24 WOMEN'S SR JETSPEED FTW

SHOULDER CAPS	Low profile JDP caps + D30® Zero to AC joint + reinforced clavicles
TORSO / SPINE / STERNUM	ADPTFIT 3D customizable width/volume/length + articulated HD foam sternum + reinforced spine on decoupled back + AER-TEC vents
BICEPS	Adjustable HD foam guards + AER-TEC suspension + ventilation



SPFT8PRO JETSPEED FT8 PRO

SHOULDER CAPS	Ultra light U-Foam shoulder caps
TORSO / SPINE / STERNUM	AER-TEC suspension + vented molded Zotefoam Flexmotion jacket + AGI shields + full Dryfoam no liner design
BICEPS	AER-TEC suspension + HD molded foam guards + length adjustment



SPFT8 JETSPEED FT8

SHOULDER CAPS	SR: ultra light U-foam shoulder caps (JR: JDP)
TORSO / SPINE / STERNUM	AER-TEC suspension + vented molded PE foam Flexmotion jacket + hybrid shields + dry foam sides
BICEPS	PE-molded cap + sublimated liner + length adjustment



SPFT880 JETSPEED FT880

SHOULDER CAPS	JDP design caps with molded PE
TORSO / SPINE / STERNUM	Sublimated liner + anatomical molded PE shields
BICEPS	PE-molded cap + sublimated liner + length adjustment



HPNEXT26 CCM NEXT (SR/JR)

BACK	Integrated spine protector + injection molded hybrid spine shield
ADJUSTMENT/ LINER	Lace front and padded belt + sublimated comfort liner
THIGH / HIP / KIDNEY	Molded pe plastic + PE foam

YOUTH



HPXFPRO YOUTH TACKS PRO



HPNEXT26 YOUTH CCM NEXT

BACK	Floating spine protector with D30® Zero in tailbone pad	BACK	PE insert spine protector
ADJUSTMENT/ LINER	E-Fit internal stretch belt + external belt and +1" length-adjusting zipper	ADJUSTMENT/ LINER	Sublimated comfort liner
THIGH / HIP / KIDNEY	PE inserts thigh guard	THIGH / HIP / KIDNEY	Molded PE plastic + PE foam



SPNEXT26 CCM NEXT (SR/JR)

SHOULDER CAPS	Molded PE shoulder caps + built-in lightweight foam and plastic inserts
TORSO / SPINE / STERNUM	PE foam base + anatomical floating foam & PE plastic spine & sternum
BICEPS	Adjustable molded pe caps

YOUTH



SPXRPPO YOUTH TACKS XR PRO



SPFTWPRO26 YOUTH FTW PRO



SPNEXT26 YOUTH CCM NEXT

SHOULDER CAPS	Molded PE shoulder caps	SHOULDER CAPS	Molded PE shoulder caps	SHOULDER CAPS	Molded PE shoulder caps
TORSO / SPINE / STERNUM	Adjustable belly pad + full-length velcro adjustment + lightweight foam liner + Bionex shield spine protector + floating compress molded EVA foam with D30® in plexus	TORSO / SPINE / STERNUM	Adjustable belly pad + full-length velcro adjustment + lightweight foam liner + Bionex shield spine protector + floating compress molded EVA foam with D30® in plexus	TORSO / SPINE / STERNUM	PE foam base + anatomical floating foam & PE plastic spine & sternum
BICEPS	PE-molded cap + height adjustment	BICEPS	PE-molded cap + height adjustment	BICEPS	Compress-molded plastic

SHIN GUARDS



SGXRPRO TACKS XR PRO

KNEE CAPS	Injection kneecap + D30® Zero comfort donut
SHIN CAPS & CALF	Self conforming calf guard: injected plastic calf guard + HD foam dampener + D30® + new injection molded shin cap
ATTACHMENT / LINER	Length-adjustable dual calf strap + padded hyper X lock strap + removable liner with D30® donut + removable tongues in/out feature



SGXR TACKS XR

KNEE CAPS	Injection kneecap + protective comfort donut
SHIN CAPS & CALF	Compress-molded eva foam + PE plastic reinforcement + D30® + new injection molded shin cap
ATTACHMENT / LINER	Length-adjustable dual calf strap + padded hyper X lock strap + removable liner with padded knee donut + removable tongues in/out feature



SGXR80 TACKS XR 80

KNEE CAPS	Injection kneecap + protective comfort donut
SHIN CAPS & CALF	Compress-molded eva foam + PE plastic reinforcement + new injection molded shin cap
ATTACHMENT / LINER	Streamlined lock strap with comfort cushion + length-adjustable calf strap + fully removable/adjustable liner with comfort donut



SGFTW24 WOMEN'S SR JETSPEED FTW

KNEE CAPS	Low profile JDP caps + D30™ Zero in removable donut
SHIN CAPS & CALF	Tapered pro grade PE shin cap + vent ports + reinforced calf guard
ATTACHMENT / LINER	Length-adjustable calf strap + built-in padded liner with reinforced bottom



SGFT8PRO JETSPEED FT8 PRO

KNEE CAPS	Anatomical JDP + Zotefoam + anticollapse X-frame + ventilation ports
SHIN CAPS & CALF	Floating compress-molded HD foam calf guard + thigh guard connected to liner
ATTACHMENT / LINER	AER-TEC suspension mesh liner + Length-adjustable calf strap + Flofoam donut + removable liner



SGFT8 JETSPEED FT8

KNEE CAPS	Anatomical JDP + perforated PE foam + anticollapse X-frame + ventilation port
SHIN CAPS & CALF	Floating compress-molded EVA foam calf guard + thigh guard connected to liner
ATTACHMENT / LINER	AER-TEC suspension mesh liner + Length-adjustable calf strap + Flofoam donut + removable liner



SGFT880 JETSPEED FT880

KNEE CAPS	Anatomical JDP + PE foam + ventilation ports
SHIN CAPS & CALF	Floating compress-molded mid density foam calf guard + PE foam thigh guard
ATTACHMENT / LINER	Length-adjustable calf strap + ventilated removable liner + donut

ELBOW PADS



EPXRPRO TACKS XR PRO

BICEP	Flexmotion dual layered bicep + air channels
ELBOW CAP	Anatomical JDP cap + D30® Zero comfort donut
FOREARM & ATTACHMENT	Adjustable ADPTFIT guard fitted with D30® Zero + optimized slash guard + adptfit 360 straps: 360 forearm & middle straps + adjustable forearm guard



EPXR TACKS XR

BICEP	Flexmotion dual layered bicep
ELBOW CAP	Anatomical JDP cap + comfort donut
FOREARM & ATTACHMENT	Slash shield fitted with D30® Zero + sublimated liner + ADPTFIT + straps: middle lock strap + 360° forearm strap



EPXR80 TACKS XR 80

BICEP	Floating bicep pad reinforced with PE plastic
ELBOW CAP	Anatomical JDP cap + comfort donut
FOREARM & ATTACHMENT	Slash shield + sublimated liner + length-adjustable forearm strap



EPFTW24 WOMEN'S SR JETSPEED FTW

BICEP	3 Pce floating bicep + PE insert
ELBOW CAP	Low profile JDP caps + D30® Zero in donut
FOREARM & ATTACHMENT	Short/narrow HD foam + flexible comfort straps



EPFT8PRO JETSPEED FT8 PRO

BICEP	3pce Flexmotion HD foam + Flexlide articulation + ventilation ports + Dryfoam
ELBOW CAP	Molded PE JDP cap + exposed EVA foam cover
FOREARM & ATTACHMENT	AER-TEC suspension + ventilation ports + reinforced HD foam guards + anti-slip Y-shape middle lock strap



EPFT8 JETSPEED FT8

BICEP	3pce Flexmotion + floating bicep pad + PE insert
ELBOW CAP	Molded PE JDP cap + exposed EVA foam cover
FOREARM & ATTACHMENT	AER-TEC suspension + reinforced HD foam guard + Dual middle lock strap



EPFT880 JETSPEED FT880

BICEP	Hybrid 3pce floating bicep + PE insert
ELBOW CAP	Molded PE JDP cap + exposed EVA foam cover
FOREARM & ATTACHMENT	Compress-molded PE plastic guard + flexible middle lock strap



SGNEXT26 CCM NEXT (SR/JR)

KNEE CAPS	Optimized anatomical geometry + JDP knee cap
SHIN CAPS & CALF	PE foam calf guard + plastic insert + anatomical geometry with strap groove
ATTACHMENT / LINER	Nylon upper lock strap + wide elastic calf strap + PE foam + removable sublimated liner

YOUTH



SGXRPRO YOUTH TACKS XR PRO



SGFTWPRO26 YOUTH FTW PRO



SGNEXT26 YOUTH CCM NEXT

KNEE CAPS JDP/ molded PE cap

KNEE CAPS JDP/ molded PE cap

KNEE CAPS PE cap

SHIN CAPS & CALF Extended foam calf guard + JDP/ molded PE cap

SHIN CAPS & CALF Extended foam calf guard + JDP/ molded PE cap

SHIN CAPS & CALF PE cap

ATTACHMENT / LINER Upper lock strap + comfortable calf strap + removable comfort liner with D30® Zero + comfort donut

ATTACHMENT / LINER Upper lock strap + comfortable calf strap + removable comfort liner with D30® Zero + comfort donut

ATTACHMENT / LINER Y-strap + sublimated base liner + comfort knee pad



EPNEXT26 CCM NEXT (SR/JR)

BICEP	Articulated bicep with molded PE plastic insert
ELBOW CAP	PE cap with JDP construction + donut hole
FOREARM & ATTACHMENT	PE foam + PE insert + simplified three-strap system

YOUTH



EPXRPRO YOUTH TACKS XR PRO



EPFTWPRO26 YOUTH FTW PRO



EPNEXT26 YOUTH CCM NEXT

BICEP Articulated bicep

BICEP Articulated bicep

BICEP One-piece construction

ELBOW CAP JDP cap reinforced with D30® Zero

ELBOW CAP JDP cap reinforced with D30® Zero

ELBOW CAP JDP cap

FOREARM & ATTACHMENT Double strap adjustment system with maximized landing zone

FOREARM & ATTACHMENT Double strap adjustment system with maximized landing zone

FOREARM & ATTACHMENT Double strap system with maximized landing zone

REEF

REFeree PROTECTIVE

BASED ON FEEDBACK FROM BIG-LEAGUE OFFICIALS, OUR COMPLETELY REDESIGNED REF PROTECTIVE GEAR ACHIEVES A HEAD-TO-TOE LOOK THAT PROTECTS WHILE COMMANDING RESPECT. EVERY PIECE IN THIS ALL-NEW COLLECTION IS MADE TO KEEP YOU SECURE, COMFORTABLE AND COOL UNDER PRESSURE.



PPREF REFeree SHELL/PANT

SIZES SR S, M, L, XL

COMFORT	LIGHTWEIGHT PANT	Wear layers over your desired level of base protection, such as the Referee Girdle (PGREF), for a moves-with-you tailored look that commands respect.
BELT	WIDE ELASTIC WAIST	Built to provide a comfortable fit, with integrated suspender holders around your waist.
EXTERIOR	DURABLE WOVEN POLYESTER	Provides pro-level comfort, look, breathability and durable wear, with easy-to-hem length, and stretch panels where it matters.



HPREF REFeree PANTS

SIZES SR S, M, L, XL \$

PROTECTION	PADDED PANT WITH BUILT-IN PE INSERTS + SINGLE-DENSITY FOAM	Get a tailored look with pro-level protection in key areas. Protection increased when worn with Referee Girdle (PGREF).
BELT	SINGLE-BELT CLOSURE SYSTEM	Built to provide a custom fit, with integrated suspender holders around waist.
KIDNEY	REMOVABLE PADDED KIDNEY BELT	Nice just-in-case protection.
TAILBONE	SEGMENTED TAILBONE PAD	Hugs the body to deliver pro-level protection that's comfortable and easy to move around in.
EXTERIOR	DURABLE WOVEN POLYESTER	Provides pro-level comfort. Look, breathability and durable wear, with weasy-to-hem length.



PGREF REFeree PADDED BASE PANTS GIRDLE

SIZES SR S, M, L, XL \$

FIT	FORM-FITTING PERFORMANCE	Stretch compression base layer means you can follow the flow of the play in complete comfort.
PROTECTION	DIE-CUT FOAM PADDING	Pro-level of protection in key areas. In-game protection increased when worn under HPREF Referee Pant.
CUP	PERFORMANCE ATHLETIC SUPPORT	Protective jock with hard shell for maximum comfort and protection.
BELT	WIDE ELASTIC WAIST	Comfortable fit with excellent freedom of movement.



SGREF REFeree SHIN GUARDS

SIZES SR 14", 15", 16" \$

PROTECTION	STREAMLINED DESIGN + MOLDED KNEE & SHIN CAPS + COMFORT FOAMS	Pro-level protection, comfort and mobility exactly where you need it.
ATTACHMENT	WIDE MESH WRAPAROUND CALF STRAP	With mesh straps above and below the knee, your fit is built to breathe and stay in place. Referees appreciate the low profile under their pants.



EPREF REFeree ELBOW PADS

SIZES SR M, L, XL \$

CONSTRUCTION	TAPERED SLEEVE DESIGN WITH ADJUSTABLE MESH STRAPS	Wraparound straps give you a breathable fit that stays in place - without sacrificing movement.
PROTECTION	LOW-PROFILE MOLDED FOAM ELBOW CAPS	Get the look and the protection with durable elbow pads that don't look bulky under your referee jersey.
BICEP	PE-MOLDED COMPONENTS	For extra protection thta moves with the body for those important calls.



PSREF REFeree PADDED SHIRT

SIZES SR S, M, L, XL \$

FIT	FORM-FITTING PERFORMANCE FIT	Stretch compression base layer with long sleeves so you can follow the flow of play in complete comfort.
PROTECTION	DIE-CUT VENTED FOAM PADDING	Pro-level just in-case protection in sternum, shoulders and sides with added breathability.
MATERIAL	LIGHTWEIGHT + BREATHABLE MESH	Keeps you comfortable, cool, dry and mobile.



PRO150 B04 / PRO150 B05 PRO150 W/ ARMBAND REFeree JERSEY

**BOOKING ONLY

SIZES SR 44, 46, 48, 50, 52, 54, 56 \$

BODY	PRO-WEIGHT ULTRAFIL®	CONTENT	100% POLYESTER DOUBLE KNIT
LOGO	CCM EMBROIDERED LOGO ON BACK HEM	OTHER	½ ZIP PULLOVER WITH SEWN-ON ORANGE OR RED ARMBANDS



PRO150S PRO150 W/ SNAPS REFeree JERSEY

SIZES SR 44, 46, 48, 50, 52, 54, 56 \$

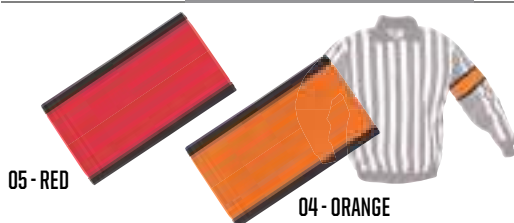
BODY	PRO-WEIGHT ULTRAFIL®	CONTENT	100% POLYESTER DOUBLE KNIT
LOGO	CCM EMBROIDERED LOGO ON BACK HEM	OTHER	½ ZIP WITH SNAPS FOR ARMBANDS



150 150 W/ SNAPS REFeree JERSEY

SIZES SR XS, S, M, L, XL, XXL \$

BODY	MID-WEIGHT SUPRAFIL®	CONTENT	100% POLYESTER DOUBLE KNIT
LOGO	CCM TRANSFER LOGO ON BACK HEM	OTHER	½ ZIP WITH SNAPS FOR ARMBANDS



152PCK ARMBAND SET (PACK OF 2)

SIZES SR S, L \$

CONTENT	100% POLYESTER (DK-150)	SMALL	9" REFeree ARMBAND FOR XS-L JERSEYS
OTHER	SNAP-ON	LARGE	10" REFeree ARMBAND FOR XL-XXL & PRO 44-56 JERSEYS



BREFW30 OFFICIALS' WHEELED BAG

SIZES 30" L X 16" H X 14" W (VOLUME: 6,720 INCH³) \$

MATERIALS	600D Ripstop Polyester construction.	HANDLES	Reinforced retractable handle.
WHEELS	All-terrain wheels.	ACCESSORIES	Referee ID pocket.
COMPARTMENTS	2 main compartments with removable divider.	COLORS	Black



BREF30 REFeree BAG

SIZES 30" L X 15" H X 15" W (VOLUME: 6,750 INCH³) \$

MATERIALS	600D Ripstop Polyester construction.	HANDLES	Extra durable padded web shoulder strap.
COMPARTMENTS	Segmented internal compartments and accessory pockets.	COLORS	Black



SGBHQLT190 QUICKLITE 190 BALL HOCKEY SHIN GUARD

SIZES	SR	S (13"), M (14"), L (15")	\$
	JR	S/M (11"), L/XL (12")	\$

FIT	ANATOMICAL PROFILE	Built for ball hockey.
CONSTRUCTION	PE KNEE CAP AND SHIN PAD	Lightweight construction offering great protection.
LINER	PU FOAM TECH REMOVABLE LINER	Custom fit and easy maintenance.
ATTACHMENT	3 ELASTIC STRAPS	Easily adjustable triple support keeps your shin guard locked to your leg.



SGBHQLT170 QUICKLITE 170 BALL HOCKEY SHIN GUARD

SIZES	SR	S (13"), M (14"), L (15")	\$
-------	----	---------------------------	----

FIT	ANATOMICAL PROFILE	Built for ball hockey.
CONSTRUCTION	PE SHIN PAD	Lightweight with core protection.
LINER	PU FOAM TECH REMOVABLE LINER	Custom fit and easy maintenance.
ATTACHMENT	2 ELASTIC STRAPS AROUND THE CALF	Easily adjustable double support to help keep your shin guard in place.



SGBHQLTSFT QUICKLITE SFT BALL HOCKEY SHIN GUARD

SIZES	SR	S (13"), M (14"), L (15"), XL (16")	\$
-------	----	-------------------------------------	----

FIT	SNUG FIT WITH SLEEVE	Built for ball hockey.
CONSTRUCTION	PE/LD KNEE CAP AND SHIN PAD	Soft-shell construction offering great protection.
ATTACHMENT	2 CALF ELASTIC STRAPS	Easily adjustable double support helps keep your shin guard in place.



RPS150 ROLLER HOCKEY PADDED SHIRT

SIZES	SR	S, M, L, XL	\$
	JR	S, M, L	\$

FIT	FORM-FITTING PERFORMANCE FIT	Body-hugging design that won't hinder your movement.
MATERIAL	LIGHTWEIGHT STRETCH MESH + MOISTURE WICKING TECHNOLOGY	Keeps you comfortable, cool and dry.
STERNUM / SPINE	EXPOSED U-FOAM	High-quality, extremely lightweight foam for ultimate impact protection.
SHOULDERS	PERFORATED PE FOAM	Take the hits and keep your cool in a shirt that breathes.



HGBHQLT190 QUICKLITE 190 BALL HOCKEY GLOVES

SIZES SR S (13"), M (14"), L (15") \$

FIT	ANATOMICAL PROFILE	Built for ball hockey.
CONSTRUCTION	HD/LD FOAM CONSTRUCTION	Lightweight while keeping your hands well protected.
BACKHAND / FINGERS	MULTI-SEGMENTED BACKHAND AND FINGERS	Maximum dexterity for superior stick handling.
CUFF	SEGMENTED CUFF WITH EMBROIDERED CCM LOGO	Designed to flex with your every move while offering an impressive range of motion.



HGBHQLT170 QUICKLITE 170 BALL HOCKEY GLOVES

SIZES SR S (13"), M (14"), L (15") \$
JR S/M (11"), L/XL (12") \$

FIT	ANATOMICAL PROFILE	Built for ball hockey.
CONSTRUCTION	LD FOAM CONSTRUCTION	Lightweight.
BACKHAND / FINGERS	SEGMENTED BACKHAND AND FINGERS	Excellent dexterity.
CUFF	SEGMENTED CUFF WITH PRINTED CCM LOGO	Designed to flex with your every move while offering an impressive range of motion.



PSBHQLT QUICKLITE BALL HOCKEY PADDED SHORTS

SIZES SR S, M, L, XL, XXL \$

FIT	TIGHT-FIT COMPRESSION	Reduces muscle vibration and fatigue.
CONSTRUCTION	LIGHTWEIGHT VENTED PERFORMANCE	Improved mobility and airflow so you can move fast.
MATERIAL	SANITARY ANTIMICROBIAL MATERIAL	Wicks away moisture and helps prevent odors from getting in the way of your game.
PROTECTION	PERFORATED PE FOAM AT FRONT THIGHS & HIPS	Lightweight protection that's perforated to promote better airflow.
CUP	ERGONOMIC MOLDED CUP	Maximum protection and comfort around the groin area.



RPG110 ROLLER HOCKEY GIRDLE

SIZES SR S, M, L, XL \$
JR S, M, L \$

CONSTRUCTION	LIGHTWEIGHT STRETCH POLYESTER	Better mobility and breathability.
PROTECTION	PERFORATED PE FOAM	Take the hits and keep your cool in a girdle that breathes.
TAILBONE	HD FOAM + PE PLASTIC TAILBONE	High-quality foam and plastic for targeted tailbone protection.
CUP	PERFORMANCE ATHLETIC SUPPORT	Protective jock with hard shell for maximum comfort and protection.



GOALIE



2026 PRO PADS

INTRODUCING THE 2026 PRO GOALIE PADS, FEATURING MODERN AND INNOVATIVE ENGINEERING THAT IS CRAFTED FOR UNRIVALED CONTROL OF THE CREASE. WITH LIGHTWEIGHT STRENGTH AND A STRATEGIC NEW SHAPE, YOU'LL INSTANTLY UNLOCK UNMATCHED PERFORMANCE. BUILT TO AMPLIFY YOUR TECHNICAL FOUNDATION, THE PADS PROVIDE MAXIMUM COVERAGE AND STRATEGIC ANGULATION THAT HELPS YOU DOMINATE THE GAME WITH POWERFUL PRECISION.

TECH 001

FZN 150-V CORE

THE NEW LIGHTWEIGHT STREAMLINED CORE FEATURES TARGETED STIFFNESS ENHANCEMENTS AND TAKES TECHNICAL PERFORMANCE TO THE NEXT LEVEL. THE DYNAMIC 150-DEGREE SHAPE MAKES IT EASIER TO MAXIMIZE COVERAGE AND FACILITATE MORE EFFECTIVE BUTTERFLY TRANSITIONS AND POST INTEGRATION.

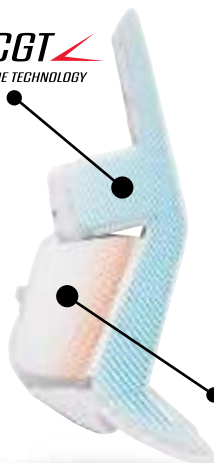


TECH 002



SPEED CHANNEL + CROSSGLIDE TECHNOLOGY

UNLEASH YOUR SPEED IN THE CREASE THROUGH THE STRATEGIC ENGINEERING OF THE SPEED CHANNEL DESIGN. MAKE YOUR EXPLOSIVE MOVEMENTS EVEN FASTER WITH THE LATEST IN MATERIAL SLIDING TECHNOLOGY, CGT. DESIGNED TO AMPLIFY PERFORMANCE ON BOTH FRESH AND ROUGH ICE IN THE DIRE MOMENTS WHEN YOU NEED IT MOST.



SPEED CHANNEL

TECH 003

ADPTFIT 360

FEEL STABLE AND SECURE WHILE ENSURING EFFORTLESS PAD ROTATION. CRAFTED TO COMPLEMENT PAD MOVEMENT AND ENSURE YOUR PADS MOVE COHESIVELY FROM ONE MOVEMENT TO THE NEXT. FINE-TUNE YOUR FIT WITH EASY ADJUSTMENTS ON THE UPPER AND LOWER STRAP SECTIONS.



2026 PRO GLOVE

BUILDING OFF OF THE ICONIC SHAPE AND BREAK ANGLE OF THE 590, THE 2026 PRO GLOVE INCLUDES NEXT-LEVEL UPGRADES FOR SUPERIOR COVERAGE. FEATURING A DEEPER CATCHING SURFACE AND A MORE IMPACTFUL GAME READY FIT. AMPLIFIED BY A FIT AND FEEL DESIGNED FOR SUPERIOR CONTROL AND RESPONSIVENESS, AND A NEW STICKHANDLING NOTCH, THE 2026 PRO GLOVE WILL HELP YOU COMMAND THE CREESE.



TECH 001

VORTEX POCKET & TEE

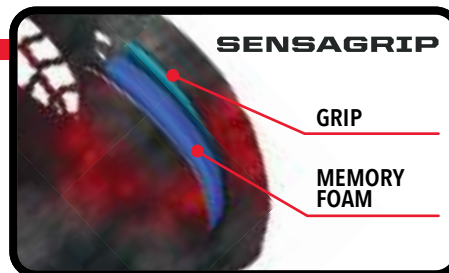
RE-ENGINEERED FOR MAXIMUM POCKET AREA, YOU'LL HAVE THE EDGE YOU NEED TO TRACK DOWN AND SNAG EVEN THE BEST OF SHOTS. FEATURING AN EYE-CATCHING (AND PUCK-CATCHING) ROUND SHAPE, AND A NEWLY DESIGNED, THINNER DOUBLE TEE, YOU INSTANTLY GAIN A LARGER CATCHING SURFACE AND ADDED CONTROL. A SKATE LACE POCKET ADDS A SOFTER FEEL AND IMPROVED PUCK RETENTION FOR CONFIDENT, RESPONSIVE PLAY.



TECH 002

SENSAGRIP

FEATURING ADVANCED MEMORY FOAM, THE BASE LAYER OF THE PALM PROVIDES A MORE PERSONALIZED AND RESPONSIVE FIT. WITH AN ADDED TACTILE GRIP LAYER ALONG THE SURFACE, YOU'LL EXPERIENCE ENHANCED FEEL AND CONTROL, SO YOU CAN CATCH EVERY SHOT EFFORTLESSLY.



2026 PRO BLOCKER

ENGINEERED FOR ELITE PERFORMANCE, THE 2026 PRO BLOCKER DELIVERS UNMATCHED CONTROL, COMFORT, AND RESPONSIVENESS. WHETHER YOU'RE STEERING PUCKS AWAY WITH POWER AND PINPOINT ACCURACY OR TRANSITIONING INTO A CRISP BREAKOUT PASS, YOU'LL HAVE THE PERFECT WEAPON TO PERFORM AT YOUR BEST EVERY MOMENT OF THE GAME.

TECH 001

LITEXCORE™

INCREDIBLY LIGHTWEIGHT WITH STREAMLINED BLOCKER BOARD AND BUILT TO PUNCH PUCKS OUT WITH POWER. COMBINED WITH AN UPDATED X-STIFF SIDEWALL, YOU'LL GET ULTIMATE COVERAGE AND PROTECTION WHERE YOU NEED IT.

TECH 002

HEXA+ PALM

FEATURING A TACTILE TEXTURE AND ENHANCED COMFORT, THE HEXA+ PALM GIVES YOU INCREASED CONTROL WITH ADDED DURABILITY. THE ERGONOMIC FINGER AND PALM DESIGN ENSURES OPTIMAL FEEL AND RESPONSIVENESS WHEN PLAYING THE PUCK.



NEW

**GP2026PRO
2026 PRO
GOALIE PADS**FZN
150-V CORECGT
CROSS GLIDE TECHNOLOGY

SPEED CHANNEL

ADPTFIT 360

DRS PRO+
DYNAMIC RESPONSE SYSTEM +

IPR INFINITE POWER REBOUND

SIZES SR 32+ 1, 33+1, 34+1, 35+1
CUST \$

NEW

**GP2026
2026
GOALIE PADS**FZN
150-V CORECGT
CROSS GLIDE TECHNOLOGY

ADPTFIT

DRS+
DYNAMIC RESPONSE SYSTEM +SIZES SR 32+1, 33+1, 34+1, 35+1
INT 29+1, 30+1, 31+1, 32+1 \$

TECHNOLOGIES	FZN 150 V-CORE CROSS GLIDE TECHNOLOGY + SPEED CHANNEL (LOGO)	ADPTFIT 360 DRS DYNAMIC RESPONSE SYSTEM PRO+ INFINITE POWER REBOUND	TECHNOLOGIES	FZN 150 V-CORE CROSS GLIDE TECHNOLOGY	ADPTFIT DRS DYNAMIC RESPONSE SYSTEM+
PAD PROFILE	FZN 150 V-CORE Defined 150-degree V-shape profile for optimal shape and coverage in butterfly and RVH.		PAD PROFILE	FZN V-150 CORE Defined 150-degree V-shape profile for optimal shape and coverage in butterfly and RVH.	
CORE CONSTRUCTION	FZN PRO CORE Innovative molded Pro core that is pre-shaped and engineered for enhanced stiffness with a lightweight & balanced feel.		CORE CONSTRUCTION	FZN CORE Innovative molded core that is pre-shaped and engineered for strategic stiffness with a lightweight & balanced feel.	
REBOUND TECHNOLOGY	INFINITE POWER REBOUND Responsive rebound foam integrated to the FZN Pro Core to direct pucks out with power and precision.		REBOUND TECHNOLOGY	STIFF FLAT FACE DESIGN HD foams integrated into the FZN Core and the strategic V-150 shape provides added rebound force and predictability.	
SLIDING TECHNOLOGY	SPEED CHANNEL + CROSS GLIDE TECHNOLOGY Inset channel with flat outer wing reduces friction while maintaining stability. CGT along the inner edge maximizes overall slideability.		SLIDING TECHNOLOGY	CROSS GLIDE TECHNOLOGY Material designed specifically for maximum slideability along the inside edge on both clean and rough ice.	
KNEE STACK	DRS DYNAMIC RESPONSE SYSTEM PRO + HD one-piece landing zone for optimized seal and stability. Multi-layered core provides enhanced performance and impact absorption.		KNEE STACK	DYNAMIC RESPONSE SYSTEM + One-piece landing zone built for excellent seal and stability with enhanced impact absorption.	
KNEE CRADLE	SUREGRIP WITH ROTATION ASSIST Smooth and comfortable landing area with strategic angulation for improved knee rotation. Includes removeable knee cradle wrap.		KNEE CRADLE	SUREGRIP WITH ROTATION ASSIST Smooth and comfortable landing area with strategic angulation for improved knee rotation. Includes removable knee cradle wrap.	
STRAPPING	ADPTFIT 360 Strategically designed for optimal leg positioning & rotation with two areas of adjustment for personalized fit. Flexible wrap & breathable air-knit mesh enhance overall comfort.		STRAPPING	ADPTFIT Strategically designed for optimal leg positioning & rotation with easy fit adjustments. Flexible wrap provides a comfortable & secure fit.	
LEG CHANNEL	SHALLOW LOOSE FIT WITH CALF SUPPORT STABILIZER Effortless pad rotation to drop into position with maximum balance and stability for more efficient save execution.		LEG CHANNEL	SHALLOW LOOSE FIT WITH CALF SUPPORT STABILIZER Effortless pad rotation to drop into position with maximum balance and stability for more efficient save execution.	
BOOT	STIFFENED CORE WITH FLAT BASE PROVIDES ADDED RANGE OF MOTION FOR THE SKATE. Flexible hinge design at the break area allows for powerful push movements.		BOOT	STIFFENED CORE WITH FLAT BASE PROVIDES ADDED RANGE OF MOTION FOR THE SKATE. Flexible hinge design at the break area allows for powerful push movements.	
TOE BRIDGE	OFFSET 3-HOLE HD TOE BRIDGE WITH HYBRID SKATE LACE & ELASTIC SYSTEM NEW CUSTOM-ONLY: Lock & Push Toe Bridge featuring Post Zone HD Toe Bridge shaped for a more secure and sealed connection for post integration while also providing a more powerful and predictable push off the post.		TOE BRIDGE	OFFSET 3-HOLE HD TOE BRIDGE WITH HYBRID SKATE LACE & ELASTIC SYSTEM NEW CUSTOM-ONLY: Lock & Push Toe Bridge featuring Post Zone HD Toe Bridge shaped for a more secure and sealed connection for post integration while also providing a more powerful and predictable push off the post.	
COLORS	WWWW (SR ONLY), CUSTOM		COLORS	WWWW, BBBB	

N/A

GP2026CC: WH/BK, WH/NY, CHIC, TOR, DET, BOS

**** THESE ARE THE STOCK SPECS;
TOTAL CUSTOM PRO & TOTAL
CUSTOM ALL OUT CAN ALSO
BE ORDERED WITH CUSTOM
SPECIFICATIONS & COLOURS.STOCK
COLORWWWW
(SR ONLY)

STOCK COLOR



WWWW BBBB

BOOKING COLORS GP2026CC



WWBB WWNN CHIC TOR DET BOS

GP2026PRO - LAUNCH DATE

GP2026 - LAUNCH DATE



NEW

GM2026PRO 2026 PRO GLOVE

VORTEX

SENSAGRIP

LITECORE

CROSSFORM
STRAP

D30®

FLEXMOTION

SIZES SR REGULAR, FULL RIGHT \$

NEW

GM2026 2026 GLOVE

VORTEX

LITECORE

FLEXMOTION

CROSSFORM
STRAP

SIZES SR REGULAR, FULL RIGHT \$

INT REGULAR, FULL RIGHT \$

TECHNOLOGIES	VORTEX SENSAGRIP LITECORE	CROSSFORM STRAP D30® FLEX MOTION	TECHNOLOGIES	VORTEX LITECORE	CROSS FORM STRAP FLEX MOTION
BREAK ANGLE	590 60-degree fingers to thumb closure. Provides great coverage, versatile hand positioning, and quick & efficient movements.		BREAK ANGLE	590 60-degree fingers to thumb closure. Provides great coverage, versatile hand positioning, and quick & efficient movements.	
POCKET & TEE	VORTEX WITH DOUBLE TEE Expansive pocket area with innovative new tee shape & integration for maximum catching surface. Skate lace pocket improves feel and control.		POCKET & TEE	VORTEX WITH +1" DOUBLE TEE Expansive pocket with added depth and innovative new tee shape & integration for maximum catching surface. Skate lace pocket improves feel and control.	
CLOSURE	GAME-READY Updated palm break & core, T integration and backhand for game-ready feel right off the shelf. Improved fit allows the hand to sit deeper and more securely for quick and easy open/close movements.		CLOSURE	GAME-READY Updated palm break & core, T integration and backhand for game-ready feel right off the shelf. Improved fit allows the hand to sit deeper and more securely for quick and easy open/close movements.	
PALM	SENSAGRIP Memory core base provides a more comfortable and personalized fit. Grip texture enhances control and security.		PALM	SUREGRIP Enhanced feel and comfort with added tackiness when wet.	
CORE	LITECORE + D30® Lightweight injection-molded one-piece cuff design with multi-layer palm featuring D30® smart foam for maximum high impact protection.		CORE	LITECORE Lightweight injection-molded one-piece cuff design with multi-layer palm for added impact protection.	
STRAPPING	CROSS FORM STRAP Secures the back of the hand via multiple attachment points for added responsiveness while allowing for greater wrist mobility.		STRAPPING	CROSS FORM STRAP Secures the back of the hand via multiple attachment points for added responsiveness while allowing for greater wrist mobility.	
FINGER & THUMB FIT	FINGER STALLS WITH ADDED FIT ADJUSTMENTS Comfortable mesh finger stalls with responsive Neoprene pinky and thumb loops.		FINGER & THUMB FIT	FINGER STALLS WITH ADDED FIT ADJUSTMENTS Comfortable mesh finger stalls with responsive Neoprene pinky and thumb loops.	
CUFF	FLEXMOTION Shaped to provide added range of motion and greater integration with the arm & body.		CUFF	FLEXMOTION Designed for full range of motion and adjustable coverage.	
BACKHAND	HD FLEXMOTION Strategic flex points for easy open and close with increased impact protection.		BACKHAND	FLEXMOTION Strategic flex points for easy open and close with increased impact protection.	
STICKHANDLING	STICKHANDLING NOTCH New notch at the base of the glove break crafted to provide strong and secure grip of the stick when playing the puck.		STICKHANDLING	STICKHANDLING NOTCH New notch at the base of the glove break crafted to provide strong and secure grip of the stick when playing the puck.	
COLORS:	WH/WH, CUSTOM		COLORS:	WH/WH, BK/BK	
BOOKING COLORS:	N/A		BOOKING COLORS:	GM2026CC: WH/BK, WH/NY, CHIC, TOR, DET, BOS	

**** THESE ARE THE STOCK SPECS;
TOTAL CUSTOM PRO & TOTAL
CUSTOM ALL OUT CAN ALSO
BE ORDERED WITH CUSTOM
SPECIFICATIONS & COLOURS.



GM2026PRO - LAUNCH DATE

STOCK COLOR



BOOKING COLORS GM2026CC



GM2026 - LAUNCH DATE



NEW

GP2026PRO
2026 PRO
BLOCKER

FLEXMOTION
LITEXCORE



SIZES SR REGULAR, FULL RIGHT \$



NEW

GB2026
2026
BLOCKER

FLEXMOTION
LITEXCORE



SIZES SR REGULAR, FULL RIGHT \$
INT REGULAR, FULL RIGHT \$

TECHNOLOGIES
LITEXCORE
D30®
HEXA+
FLEX MOTION

TECHNOLOGIES
LITEXCORE
HEXA
FLEXMOTION

BLOCKING BOARD
LITEXCORE
Streamlined profile with a stiff and lightweight molded core for extremely powerful rebounds.

BLOCKING BOARD
LITEXCORE
Sleek and lightweight design that amplifies rebound velocity.

PALM POSITION
CENTERED PALM POSITION
Balanced feel and optimal coverage.

PALM POSITION
CENTERED PALM POSITION
Balanced feel and optimal coverage.

PALM
HEXA+ PALM
Soft, textured feel for optimal control and comfort with the added durability of the Pro Nash base. Added vent channels along the side increases breathability.

PALM
HEXA PALM
Soft, textured feel for optimal control and comfort. Added vent channels along the side increases breathability.

SIDE WALL PROTECTION
MOLDED X-STIFF SIDEWALL WITH STRAIGHT FINGER PROTECTION
Designed for added strength with enhanced mobility, coverage, and protection.

SIDE WALL PROTECTION
STIFF SIDEWALL WITH STRAIGHT FINGER PROTECTION
Designed for enhanced mobility, coverage, and protection.

FINGER PROTECTION
HD FINGER WRAP + D30® INDEX FINGER PROTECTION
Ergonomic design for increased coverage and added mobility with maximum impact protection.

FINGER PROTECTION
HD FINGER WRAP + ADDED INDEX FINGER PROTECTION
Ergonomic design for great coverage and mobility with added impact protection.

CUFF
FLEXMOTION
Strategic segmentation and adjustability for greater range of motion. Neoprene comfort lining at the wrist opening.

CUFF
FLEXMOTION
Strategic segmentation and adjustability for greater range of motion. Neoprene comfort lining at the wrist opening.

COLORS: WH/WH, CUSTOM

COLORS: WH/WH, BK/BK

BOOKING COLORS: N/A

BOOKING COLORS: GB2026CC: WH/BK, WH/NY, CHIC, TOR, DET, BOS

**** THESE ARE THE STOCK SPECS; TOTAL CUSTOM PRO & TOTAL CUSTOM ALL OUT CAN ALSO BE ORDERED WITH CUSTOM SPECIFICATIONS & COLOURS.

STOCK COLOR



WWW
(SR ONLY)

STOCK COLOR



WWW BBBB

BOOKING COLORS GB2026CC



WWBB WWNN CHIC TOR DET BOS

GB2026PRO - LAUNCH DATE

GB2026 - LAUNCH DATE





GPEFX7
EFLEX 7
GOAL PADS



DRS PRO+
DYNAMIC RESPONSE SYSTEM +



QMSS 3
QUICK MOTION STRAP SYSTEM

DUALITECORE TECHNOLOGY

SIZES	SR	33+1, 34+1, 34+2, 35+2, CUST.	\$
	INT	CUST. ONLY	\$

GPE7.9
EFLEX 7.9
GOAL PADS

DRS+
DYNAMIC RESPONSE SYSTEM +

QMSS 3
QUICK MOTION STRAP SYSTEM



DUALITECORE TECHNOLOGY

SIZES	SR	33+1, 34+1, 34+2, 35+2	\$
	INT	30+1, 31+1, 32+1	\$

GPE7.5
EFLEX 7.5
GOAL PADS

DRS
DYNAMIC RESPONSE SYSTEM

LITECORE



SIZES	SR	32+1, 33+1, 34+1	\$
-------	----	------------------	----

TECHNOLOGIES	CROSS GLIDE TECHNOLOGY DRS DYNAMIC RESPONSE SYSTEM PRO + INFINITE POWER REBOUND DUALITECORE TECHNOLOGY QUICK MOTION STRAP SYSTEM 3	TECHNOLOGIES	CROSS GLIDE TECHNOLOGY DRS+ DYNAMIC RESPONSE SYSTEM DUALITECORE TECHNOLOGY QUICK MOTION STRAP SYSTEM 3	TECHNOLOGIES	DRS DYNAMIC RESPONSE SYSTEM DUALITECORE TECHNOLOGY QUICK MOTION STRAP SYSTEM
FLEX PROFILE	PRE-CURVED SINGLE INNER, SINGLE BREAK OUTER Flexible feel while providing great butterfly closure.	FLEX PROFILE	PRE-CURVED SINGLE INNER, SINGLE BREAK OUTER Flexible feel while providing great butterfly closure.	FLEX PROFILE	PRE-CURVED SINGLE INNER, SINGLE BREAK OUTER Flexible feel and built for easier butterfly closure.
SLIDING TECHNOLOGY	CROSS GLIDE TECHNOLOGY New sliding material for ultimate speed in the crease on clean and rough ice.	SLIDING TECHNOLOGY	CROSS GLIDE TECHNOLOGY New sliding material for ultimate speed in the crease on clean and rough ice.	SLIDING TECHNOLOGY	EASY GLIDE PU Smooth inside edge that slides with ease.
CORE CONSTRUCTION	DUALITECORE + INFINITE POWER REBOUND Lightweight molded Pro core built for flexible feel below the knee with added stiffness in the thigh rise. Responsive rebound foam that will kick pucks out with force.	CORE CONSTRUCTION	DUALITECORE Lightweight dual flex profile, built for flexible feel below the knee and added stiffness in the thigh rise. Direct pucks out with precision.	CORE CONSTRUCTION	LITECORE Lightweight flexible feel built to move and react with every save. Flat-faced design helps angle puck's out of harm's way.
KNEE STACK	DRS DYNAMIC RESPONSE SYSTEM PRO + HD one-piece landing zone for optimized seal and stability, and high-performance speed across the crease. EPP core with internal foam layering for strategic impact absorption.	KNEE STACK	DRS DYNAMIC RESPONSE SYSTEM + HD one-piece landing zone built for excellent seal and stability to move with power and speed, with enhanced impact absorption.	KNEE STACK	DRS DYNAMIC RESPONSE SYSTEM One-piece landing zone for excellent seal and stability to move quickly and comfortably.
KNEE CRADLE	OPEN DESIGN WITH REMOVABLE KNEE CRADLE WRAP Allows for optimal interaction and rotational performance with knee pads.	KNEE CRADLE	OPEN DESIGN WITH REMOVABLE KNEE CRADLE WRAP Allows for optimal interaction and rotational performance with knee pads.	KNEE CRADLE	OPEN DESIGN WITH REMOVABLE KNEE CRADLE WRAP Allows for optimal interaction and rotational performance with knee pads.
STABILIZER	HD FLAT INSIDE EDGE WITH CALF SUPPORT Superior on-ice seal with new calf insert for enhanced alignment and stability.	STABILIZER	HD FLAT INSIDE EDGE WITH CALF SUPPORT Superior on-ice seal with new calf insert for enhanced alignment and stability.	STABILIZER	RAISED FLAT INSIDE EDGE DESIGN WITH CALF SUPPORT Seal and stability for easy cross-crease movements.
LEG CHANNEL	DEEP TIGHT FIT WITH MESH COMFORT CHANNEL Highly responsive feel for optimal pad reactivity, connectivity, and overall pad stability. Increased durability with added reinforcement along key abrasion areas.	LEG CHANNEL	DEEP TIGHT FIT WITH MESH COMFORT CHANNEL Highly responsive feel for optimal pad reactivity, connectivity, and overall pad stability.Increased durability with reinforcement along key abrasion areas.	LEG CHANNEL	DEEP TIGHT FIT WITH MESH COMFORT WRAP Comfortable and reactionary feel for great pad connectivity.
STRAPPING	QUICK MOTION STRAP SYSTEM 3 Padded upper calf strap optimizes leg positioning and pad rotation while removable lower strap provides a more secure fit.	STRAPPING	QUICK MOTION STRAP SYSTEM 3 Padded upper calf strap optimizes leg positioning and pad rotation while removable lower strap provides a more secure fit.	STRAPPING	ADPTFIT Secure fit for quick and easy pad rotation and recovery.
BOOT	90 DEGREE WITH SHALLOW CHANNEL + OFFSET HYBRID SKATE LACE SYSTEM Enhanced range of motion and connectivity for power pushes via a new skate lace and elastic system; optional centered toe bridge position.	BOOT	90 DEGREE WITH SHALLOW CHANNEL + OFFSET HYBRID SKATE LACE SYSTEM Enhanced range of motion and connectivity for power pushes via a new skate lace and elastic system; optional centered toe bridge position..	BOOT	90 DEGREE WITH SHALLOW CHANNEL + OFFSET HYBRID SKATE LACE SYSTEM Improved range of motion for skate contact with the ice for easier cross crease movements.
COLORS	WWW (SR ONLY), CUSTOM	COLORS	WWW, BBBB	COLORS	WWW
BOOKING COLORS	N/A	BOOKING COLORS	GPE7.9CC: WWBB, WWNN, CHI, RETRO CAMEL	BOOKING COLORS	GPE7.5CC: WWBB, BBBB, TOR, DET

**** THESE ARE THE STOCK SPECS; SR & INT TOTAL CUSTOM & SR TOTAL CUSTOM PRO CAN ALSO BE ORDERED WITH CUSTOM SPECIFICATIONS.

STOCK COLOR

WWW (SR ONLY)

STOCK COLOR



WWW BBBB

BOOKING COLORS GPE7.9CC



WWBB WWNN CHI RETRO CAMEL

NEW

STOCK COLOR



WWW

BOOKING COLORS GPE7.5CC



WWBB BBBB TOR DET



EFLEX 7

GMEFX7 EFLEX 7 GLOVE

LITECORE
FLEXMOTION

D30®
CROSSFORM
STRAP

SIZES	SR	REGULAR, FULL RIGHT	\$
	INT	REGULAR, FULL RIGHT (CUSTOM ONLY)	\$

GME7.9 EFLEX 7.9 GLOVE



LITECORE
CROSSFORM
STRAP
FLEXMOTION

SIZES	SR	REGULAR, FULL RIGHT	\$
	INT	REGULAR, FULL RIGHT	\$

GME7.5 EFLEX 7.5 GLOVE



LITECORE
CROSSFORM
STRAP
FLEXMOTION

SIZES	SR	REGULAR, FULL RIGHT	\$
-------	----	---------------------	----

TECHNOLOGIES	LITECORE™ FORM FIT CROSS FORM STRAP	D30® FLEXMOTION	TECHNOLOGIES	LITECORE™ CROSS FORM STRAP HEXA PALM FLEX MOTION	TECHNOLOGIES <td>LITECORE™ CROSS FORM STRAP HEXA PALM FLEX MOTION</td>	LITECORE™ CROSS FORM STRAP HEXA PALM FLEX MOTION
CUFF & THUMB CORE	LITECORE™ Lightweight injection-molded cuff design shaped for extended coverage.		CUFF & THUMB CORE	LITECORE™ Lightweight injection-molded cuff design shaped for extended coverage.	CUFF & THUMB CORE <td>LITECORE™ Lightweight injection-molded cuff design shaped for extended coverage.</td>	LITECORE™ Lightweight injection-molded cuff design shaped for extended coverage.
BREAK ANGLE	580 Fingers to palm closure with a more vertical pocket position and enhanced T closure.		BREAK ANGLE	580 Fingers to palm closure with a more vertical pocket position and enhanced T closure.	BREAK ANGLE <td>580 Fingers to palm closure with a more vertical pocket position and enhanced T closure.</td>	580 Fingers to palm closure with a more vertical pocket position and enhanced T closure.
CLOSURE	UPDATED PALM BREAK, T INTEGRATION AND BACKHAND FOR OUR BEST OFF THE SHELF OPENING & CLOSURE.		CLOSURE	UPDATED PALM BREAK, T INTEGRATION AND BACKHAND FOR OUR BEST OFF THE SHELF OPENING & CLOSURE.	CLOSURE <td>UPDATED PALM BREAK, T INTEGRATION AND BACKHAND FOR OUR BEST OFF THE SHELF OPENING & CLOSURE.</td>	UPDATED PALM BREAK, T INTEGRATION AND BACKHAND FOR OUR BEST OFF THE SHELF OPENING & CLOSURE.
PALM	GAME-READY FIT + D30® PROTECTION Easy break-in with added high impact protection.		PALM	GAME-READY FIT + LAYERED FOAM PROTECTION Easy break-in and puck absorption.	PALM <td>GAME-READY FIT Easy break-in.</td>	GAME-READY FIT Easy break-in.
STRAPPING	CROSSFORM STRAP Secures the back of the hand via multiple attachment points for greater responsiveness while allowing for greater wrist mobility.		STRAPPING	CROSSFORM STRAP Secures the back of the hand via multiple attachment points for greater responsiveness while allowing for greater wrist mobility.	STRAPPING <td>CROSSFORM STRAP Secures the back of the hand via multiple attachment points for greater responsiveness while allowing for greater wrist mobility.</td>	CROSSFORM STRAP Secures the back of the hand via multiple attachment points for greater responsiveness while allowing for greater wrist mobility.
FINGER & THUMB FIT	FINGER STALLS WITH ADDED FIT ADJUSTMENTS Comfort mesh finger stalls with responsive and adjustable Neoprene pinky and thumb loops.		FINGER & THUMB FIT	FINGER STALLS WITH ADDED FIT ADJUSTMENTS Comfort mesh finger stalls with responsive and adjustable Neoprene pinky and thumb loops.	FINGER & THUMB FIT <td>FINGER STALLS WITH ADDED FIT ADJUSTMENTS Comfort mesh finger stalls with responsive and adjustable Neoprene pinky and thumb loops.</td>	FINGER STALLS WITH ADDED FIT ADJUSTMENTS Comfort mesh finger stalls with responsive and adjustable Neoprene pinky and thumb loops.
POCKET & TEE	REINFORCED SINGLE +1 TEE WITH SKATE LACE Excellent puck absorption and retention. Internal stiffeners add definition and strength with new flex hinge creates a snappy closure.		POCKET & TEE	SINGLE +1 TEE WITH SKATE LACE Excellent puck absorption and retention. Reinforced T with new flex hinge creates a snappy closure.	POCKET & TEE <td>SINGLE +1 TEE WITH SKATE LACE Excellent puck absorption and retention. New hinge design improves closure.</td>	SINGLE +1 TEE WITH SKATE LACE Excellent puck absorption and retention. New hinge design improves closure.
CUFF	FLEXMOTION New cuff shape provides added range of motion and greater integration with the arm & body.		CUFF	FLEXMOTION New cuff shape provides added range of motion and greater integration with the arm & body.	CUFF <td>FLEXMOTION New cuff shape provides added range of motion and greater integration with the arm & body.</td>	FLEXMOTION New cuff shape provides added range of motion and greater integration with the arm & body.
BACKHAND	HD FLEXMOTION BACKHAND Strategic flex points for easy open and close with added impact protection.		BACKHAND	HD FLEXMOTION BACKHAND Strategic flex points for easy open and close with added impact protection.	BACKHAND <td>FLEXMOTION BACKHAND Strategic flex points for easy open and close.</td>	FLEXMOTION BACKHAND Strategic flex points for easy open and close.
PALM & LINER	SUREGRIP PRO PALM Enhanced feel and comfort with added tackiness when wet.		PALM & LINER	HEXA PALM New textured design for increased control and comfort.	PALM & LINER <td>HEXA PALM New textured design for increased control and comfort.</td>	HEXA PALM New textured design for increased control and comfort.
COLORS	WWWW (SR ONLY), CUSTOM		COLORS	WWWW, BBBB	COLORS <td>WWWW</td>	WWWW
BOOKING COLORS	N / A		BOOKING COLORS	GME7.9CC WWBB, WWWW, CHI, RETRO CAMEL	BOOKING COLORS <td>GME7.5CC WWBB, BBBB, TOR, DET</td>	GME7.5CC WWBB, BBBB, TOR, DET

**** THESE ARE THE STOCK SPECS; SR & INT TOTAL CUSTOM & SR TOTAL CUSTOM PRO CAN ALSO BE ORDERED WITH CUSTOM SPECIFICATIONS.



STOCK COLOR



BOOKING COLORS

GME7.9CC



STOCK COLOR



BOOKING COLORS GME7.5CC





GBFX7
EFLEX 7
BLOCKER

FLEXMOTION
LITEXCORE
D30®
HEXA+

SIZES	SR	REGULAR, FULL RIGHT	\$
	INT	REGULAR, FULL RIGHT (CUSTOM ONLY)	\$

GBE7.9
EFLEX 7.9
BLOCKER

LITEXCORE
FLEXMOTION
HEXA

SIZES	SR	REGULAR, FULL RIGHT	\$
	INT	REGULAR, FULL RIGHT	\$

GBE7.5
EFLEX 7.5
BLOCKER

LITEXCORE
FLEXMOTION
HEXA

SIZES	SR	REGULAR, FULL RIGHT	\$
-------	----	---------------------	----

TECHNOLOGIES	LITEXCORE HEXA+ D30® FLEX MOTION	TECHNOLOGIES	LITEXCORE™ HEXA FLEX MOTION	TECHNOLOGIES	LITEXCORE™ HEXA FLEX MOTION
BLOCKING BOARD	LITEXCORE Lightweight balance with a thin profile and molded core for extremely powerful rebounds off the blocker face.	BLOCKING BOARD	LITEXCORE™ Lightweight balance with a thin profile increases rebound force off the blocker face.	BLOCKING BOARD	LITEXCORE™ Lightweight feel with a thin profile and built to direct out rebounds.
PALM POSITION	CENTERED PALM POSITION Balanced feel.	PALM POSITION	CENTERED PALM POSITION Balanced feel.	PALM POSITION	CENTERED PALM POSITION Balanced feel.
PALM	HEXA+ PALM Soft, textured feel for optimal control and comfort with the added durability of the Pro Nash base. Added vent channels along the side increase breathability.	PALM	HEXA PALM Soft, textured feel for optimal control and comfort. Added vent channels along the side increase breathability.	PALM	HEXA PALM Soft, textured feel for optimal control and comfort. Added vent channels along the side increases breathability.
SIDE WALL PROTECTION	MOLDED X-STIFF SIDEWALL WITH STRAIGHT FINGER PROTECTION Re-designed for added strength with enhanced mobility, coverage, and protection.	SIDE WALL PROTECTION	STIFF SIDEWALL WITH STRAIGHT FINGER PROTECTION Re-designed for enhanced mobility, coverage, and protection.	SIDE WALL PROTECTION	STIFF SIDEWALL WITH STRAIGHT FINGER PROTECTION Re-designed for great mobility and coverage.
FINGER PROTECTION	HD FINGER WRAP + D30® INDEX FINGER PROTECTION Ergonomic design for increased coverage and added mobility with maximum impact protection.	FINGER PROTECTION	HD FINGER WRAP + ADDED INDEX FINGER PROTECTION Ergonomic design for great coverage and mobility with added impact protection.	FINGER PROTECTION	FULL COVERAGE FINGER WRAP Ergonomic design for great coverage and mobility.
CUFF	FLEXMOTION Strategic segmentation and adjustability for greater range of motion. New Neoprene comfort finish at the wrist opening.	CUFF	FLEXMOTION Strategic segmentation and adjustability for greater range of motion. New Neoprene comfort finish at the wrist opening.	CUFF	FLEXMOTION Strategic segmentation and adjustability for greater range of motion. New comfort finish at the wrist opening.
COLORS	WWWW (SR ONLY), CUSTOM	COLORS	WWWW, BBBB	COLORS	WWWW

BOOKING COLORS	N/A	BOOKING COLORS	GBE7.9CC WWBB, WWNN, CHI, RETRO CAMEL	BOOKING COLORS	GBE7.5CC WWBB, BBBB, TOR, DET
----------------	-----	----------------	--	----------------	----------------------------------

**** THESE ARE THE STOCK SPECS; SR & INT TOTAL CUSTOM & SR TOTAL CUSTOM PRO CAN ALSO BE ORDERED WITH CUSTOM SPECIFICATIONS.

STOCK COLOR



WWWW (SR ONLY)

STOCK COLOR



WWWW

BBBB

BOOKING COLORS GBE7.9CC



WWBB

WWNN

CHI

RETRO CAMEL

NEW

STOCK COLOR



WWWW

BOOKING COLORS GBE7.5CC



WWBB

BBBB

TOR

DET



AP7000 \$
TOE BRIDGE HD / LACING
COLOR: White
pair



AP7006 \$
SHIN STRAP
COLOR: White
pair



AP7010 \$
LEATHER BOOTSTRAP KIT
COLOR: White
pair



AP7008 \$
KNEE CRADLE ELASTIC
COLOR: White
pair



AP7015 \$
KNEE CRADLE WRAP
COLOR: White
pair



AP7012 \$
TOE ELASTIC KIT SR
COLOR: White
pair
Fits with Axis 2/2.9 & EFlex 6/6.9/6.5 SR & IN Pads



AP7018 \$
HYBRID TOE ELASTIC KIT SR
COLOR: White
pair
Fits with SR & IN Pads

AP7019 \$
HYBRID TOE ELASTIC KIT JR
COLOR: White
pair
Fits with JR Pads

AP7016 \$
TOE ELASTIC KIT JR
COLOR: White
pair
Fits with Axis 2.5 and EFlex 6.5 JR Pads



NEW
AP7020 \$
QMSS 3 LOWER PAD STRAP
COLOR: White
pair
Fits with EFlex 7 & 7.9 Pads



AP7017 \$
DRS KNEE ELASTIC
COLOR: White
pair

TOTAL CUSTOM

2026 GEAR

EFLEX7

EFLEX 7.9

- Built from our standard construction with performance-focused design and features.
- Multiple colour options across each material category.
- Key spec categories to help you play at your best.
- Available in Senior & Intermediate.



TOTAL CUSTOM PRO

2026 PRO GEAR

EFLEX7 PRO

- Pro-spec design, including inner gusset NHL lacing on the pads, and Pro-spec options.
- All colour options available across each material category.
- Extensive spec categories, including Pro options to dial in your game.
- Available in Senior-only, with added sizing options.



TOTAL CUSTOM ALL OUT

2026 PRO GEAR

EFLEX7 PRO

- Personalized UV Printed Graphic on the face of your pads, glove and blocker
- All colour options available across each material category.
- Extensive spec categories, including Pro options to dial in your game.
- Available in Senior-only, with added sizing options.





CCM PHENOM

JUNIOR GOALIE GEAR



INTRODUCING CCM PHENOM - GOALIE EQUIPMENT DESIGNED SPECIFICALLY WITH YOUNG GOALIES IN MIND. BUILT WITH A COMBINATION OF OUR BEST AXIS, EFLEX, AND KID-SPECIFIC FEATURES, ALONG WITH A NEW MATERIAL FOR ADDED DURABILITY. WITH EASE OF PLAY AND FIT AT THE FOREFRONT, THE CCM PHENOM PADS, GLOVE, BLOCKER AND CHEST PROTECTOR WILL HELP KIDS GO FROM LEARNING THE FUNDAMENTALS TO SKILLFULLY STOPPING PUCKS WITH CONFIDENCE.

TECH 001

CCM PHENOM PADS

BUILT WITH A FLAT-FACED DESIGN AND STRATEGIC SHAPE TO HELP SMALL GOALIES GET A GREAT BUTTE FLY SEAL AND DIRECT PUCKS OUT WITH EASE. ADDED PADDING ALONG THE LEG CHANNEL AND KNEE ENSURES MAXIMUM COMFORT, WHILE THE OUTER LANDING AREA OF THE KNEE AND STABILIZER HELPS YOUNG GOALIES SLIDE WITH SPEED.

TECH 002

CCM PHENOM GLOVE

EVERY GOALIE LOVES THE FEELING OF A BIG GLOVE SAVE, AND WITH ITS DEEP POCKET AND EASY TO CLOSE DESIGN, YOUNG GOALIES WILL GET THAT FEELING OVER AND OVER AGAIN. WITH A COMFORTABLE AND RESPONSIVE FIT, PLUS A NEW SOFTER CONSTRUCTION, THE CCM PHENOM GLOVE IS READY FOR ACTION.

TECH 003

CCM PHENOM BLOCKER

SHAPED AND DESIGNED TO DIRECT PUCKS OUT OF HARM'S WAY, THE CCM PHENOM BLOCKER COMBINES COMFORT AND PERFORMANCE SO GOALIES CAN DEFEND THEIR CREESE WITH CONFIDENCE.

TECH 004

CCM PHENOM ARM & BODY

THE CCM PHENOM ARM AND BODY FEATURES A MOBILE FIT WITH COMFORT PADDING FIT THAT IS DESIGNED TO HELP GOALIES LEARN HOW TO MOVE, REACT, AND ABSORB PUCKS. WITH MULTIPLE ADJUSTMENT POINTS, THEY GET THE FIT THEY NEED TO PLAY AT THEIR BEST.



ABPHNM \$

CCM PHENOM CHEST PROTECTOR

SIZES JR S/M, L/XL

SIZING SPEC
REFER TO SIZING CHART PAGES

FIT	MAX FLEX FIT Added coverage without limiting ease of movement.
BACK/SPINE	COMFORT FIT AND COVERAGE Moves with the body for great fit & feel.
LINER	COMFORT PADDING Soft segmented liner for mobile and comfortable feel.
STERNUM & CLAVICLE	MULTI-LAYERED FOAM Added protection to key impact areas.
SHOULDER FLOATERS	QUICK-RELEASE ADJUSTMENT WITH FLEX MOTION DESIGN Easy customized fit that moves with you.
ELBOW	ADPTFIT ADJUSTABLE ELBOW WITH COMFORT CAP Adjustable comfort sleeve design making it easy to put on and get the perfect fit.
RIBS	EXTENDED RIB PROTECTION Added coverage to help protect from shots trying to squeak under the arms.
CHEST	MULTI-SEGMENTED FOAM Protection that moves with the body.
BICEP/FOREARM	PE FOAM Protection and mobility.
SHOULDER CAP	COMPRESSION-MOLDED PE FOAM WITH FLEX POINT Optimal coverage with greater range of motion.



GPPHNM CCM PHENOM PADS

D-FLEX
LITECORE
ADPTFIT

SIZES JR 24+1, 26+1, 28+1, 30+1 \$

GMPHNM CCM PHENOM GLOVE

LITECORE
CROSSFORM
STRAP
FLEXMOTION

SIZES JR REGULAR, FULL RIGHT \$

GBPHNM CCM PHENOM BLOCKER

LITECORE
FLEXMOTION
HEXA

SIZES JR REGULAR, FULL RIGHT \$

TECHNOLOGIES	LITECORE™ DFLEX ADPTFIT	TECHNOLOGIES	LITECORE™ GAME READY FIT CROSSFORM STRAP	FLEXMOTION HEXA PALM	TECHNOLOGIES	LITECORE™ FLEXMOTION HEXA PALM
FLEX PROFILE	SINGLE INNER & OUTER BREAK Flexible feel with added curvature above the knee for great 5-hole coverage.	CUFF & THUMB CORE	LITECORE™ Lightweight and balanced design, and shaped to corral pucks into the pocket.		BLOCKER BOARD	LITECORE™ Lightweight with a thin pre-curved profile to direct pucks out with ease.
BOOT CHANNEL	SHALLOW SOFT WITH BOOT STRAP Responsive fit between the skate and the pads. Flexible boot helps with seal along the post and butterfly pushes.	FIT SYSTEM	CROSSFORM STRAP WITH ADJUSTABLE FIT Comfortable and responsive along the palm with comfort mesh finger stalls.		PALM POSITION	CENTERED PALM POSITION Balanced feel.
LEG CHANNEL & STRAPPING	TIGHT-FIT WITH COMFORT WRAP Easy strapping with mesh comfort padding. Shaped for easy pad rotation and recovery.	PALM FIT	GAME-READY FIT Easy to open wide and then close with great seal.		PALM	HEXA PALM Soft and textured for great control and comfort.
PAD FACE	DFLEX Flat-face design with angulation to help goalie direct out rebounds with control.	PALM MATERIAL	HEXA PALM Textured palm for added grip and control.		THUMB PROTECTOR	MOLDED THUMB Full coverage and protection.
KNEE STACK	QUICK STACK WITH COMFORT PADDING Excellent balance and seal along the ice. Contoured corner reduces pad interference.	POCKET	SINGLE +1 TEE WITH SKATE LACE Deep pocket with soft lacing to keep pucks in the pocket.		FINGER PROTECTION	ERGONOMIC WRAP WITH ADDED INDEX PROTECTION Shaped for mobile coverage with added protection for pucks that ride up the stick.
TOE BRIDGE	OFFSET WITH HYBRID SKATE LACE AND ELASTIC SYSTEM Helps the goalie get their skate to the ice for easy side to side pushes and recovery.	BACKHAND & CUFF	FLEXMOTION Layered design for great range of motion with full coverage.		CUFF	FLEXMOTION Great range of motion with soft comfort padding along the wrist.
COLORS	WWWW, BBBB	COLORS	WWWW, BBBB		COLORS	WWWW, BBBB
BOOKING COLORS	GPPHNMCC: WWBB, NNNW, TOR, DET NEW: WHITE/NAVY, WHITE/RED, WHITE/ ROYAL	BOOKING COLORS	GMPHNMCC: WWBB, NNNW, TOR, DET NEW: WHITE/NAVY, WHITE/RED, WHITE/ ROYAL		BOOKING COLORS	GBPHNMCC: WWBB, NNNW, TOR, DET NEW: WHITE/NAVY, WHITE/RED, WHITE/ ROYAL



CCM PHENOM

YOUTH GOALIE GEAR

THE CCM PHENOM YOUTH COLLECTION FEATURES GOALIE EQUIPMENT DESIGNED SPECIFICALLY FOR KIDS TRYING THE POSITION, LEARNING THE BASICS AND FALLING IN LOVE WITH GOALTENDING. WITH ITS EASY-TO-PLAY DESIGN, MOBILE AND COMFORTABLE FEEL, AND PADDED PROTECTION WHERE THEY NEED IT, CCM PHENOM IS BUILT TO HELP THEM FACE EVERY SHOT WITH CONFIDENCE.

TECH 001

EASY TO LEARN DESIGN

CCM PHENOM IS DESIGNED TO HELP YOUNG PLAYERS LEARN THE INS AND OUTS OF BEING A GOALIE. WITH PRODUCT FEATURES THAT HELP THEM LEARN HOW TO BUTTERFLY, PUSH AND SLIDE ACROSS THE CREASE, AND HANDLE THOSE SNEAKY SHOTS UP HIGH, THEY'LL HAVE FUN AND BECOME BETTER GOALIES WITH EVERY SAVE THEY MAKE.

TECH 002

PARENT-FRIENDLY FEATURES

WITH FEATURES THAT ARE DESIGNED TO HELP GOALIES GET DRESSED QUICKLY AND EASILY, EVEN FIRST-TIME GOALIE PARENTS WILL BE ABLE TO HELP THEIR TINY TENDY GET READY. PLUS, WITH LOTS OF ADJUSTABILITY, IT CAN ADAPT TO THE GROWING GOALIE!



NEW

GPPHNM \$

CCM PHENOM - YT

GOAL PADS

SIZES	YT	20", 22", 24", 26"
FLEX PROFILE	PRE-SHAPED WITH FLEXIBLE SINGLE BREAK Mobile design and to make it easier to go into the butterfly.	
BOOT CHANNEL	SHALLOW SOFT Connected feel between the skate and the pads.	
LEG CHANNEL & STRAPPING	TIGHT FIT WITH FLY STRAP SYSTEM Easy parent-friendly Velcro strapping that helps the pads move in sync with the goalie.	
KNEE CRADLE	ADPTFIT Adjustable knee cradle for enhanced fit and comfort all game long, even as the goalie grows.	
PAD FACE	FLAT FACE DESIGN Helps the goalie learn how to direct out rebounds with control.	
KNEE STACK	QUICK STACK Gives the goalie extra balance and seal along the ice so no pucks squeak through.	
TOE BRIDGE	OFFSET DESIGN WITH EASY ATTACHMENT Helps the goalie get the skate to the ice for easy side to side pushes.	
COLORS	WHITE / BLACK	
BOOKING COLORS	GPPHNMCC WHITE/RED, WHITE/ROYAL	

STOCK COLOR



WHITE / BLACK

BOOKING COLORS
GPPHNMCC



WHITE / ROYAL



WHITE / RED

NEW

GMPHNM \$

CCM PHENOM - YT

GLOVE

SIZES	YT	REGULAR, FULL RIGHT
CUFF / THUMB	ONE PIECE Gives the goalie extra coverage and protection.	
BREAK ANGLE	590 Easy to position the glove and shaped to help snag pucks out of the air.	
PALM STIFFNESS	GAME READY Easy to close design.	
POCKET	DEEP SINGLE TEE WITH SOFT LACING Big pocket with soft lace to help control the puck and make big glove saves.	
INNER PALM	FELT & FOAM Helps absorb puck impact.	
STRAPPING	ADJUSTABLE WRIST STRAP With added wrap for a more secure and comfortable fit.	
COLORS	WHITE/BLACK	
BOOKING COLORS	GMPHNMCC WHITE/RED, WHITE/ROYAL	

STOCK COLOR



WHITE / BLACK

BOOKING COLORS
GMPHNMCC



WHITE / ROYAL



WHITE / RED

NEW

GBPHNM \$

CCM PHENOM - YT

BLOCKER

SIZES	YT	REGULAR, FULL RIGHT
FRONT	PRE-CURVED SHAPE Makes rebound control look easy.	
PALM POSITION	CENTERED PALM POSITION Balanced feel.	
PALM	TEXTURED PALM WITH MESH GUSSET Maximum comfort and feel.	
THUMB PROTECTOR	MOLDED THUMB Make big saves and stay protected.	
FINGER PROTECTORS	LOW-DENSITY FOAM WRAP Keep your fingers protected too.	
BLOCKING BOARD	FOAM/PLASTIC Deflect rebounds out of harm's way.	
COLORS	WHITE/BLACK	
BOOKING COLORS	GBPHNMCC WHITE / RED, WHITE / ROYAL	

STOCK COLOR



WHITE / BLACK

BOOKING COLORS
GBPHNMCC



WHITE / ROYAL



WHITE / RED



ACPADDEDJ \$ YTFLEX PADDED JERSEY

SIZES YT OSFA

PADDING ADDED FOAM PADDING IN COMMON IMPACT AREAS.

FIT LOOSE FIT WITH FLEXIBLE FOAM PADDING MAKING IT EASY TO MOVE FROM SAVE TO SAVE.
"Built for very recreational youth hockey, we recommend upgrading to the YTFlex 3 chest protector when the level of play increases and the player makes the shift to becoming a goalie."

DESIGNED FOR PLAYERS TRYING OUT GOALTENDING.

EASY FIT FOR WEARING OVER PLAYER SHOULDER PADS AND ELBOW PADS.*



NEW

ABPHNM \$ CCM PHENOM - YT CHEST PROTECTOR

SIZES YT S/M, L/XL

SIZING SPEC

YT S/M:
CHEST: 9"
ARM: 12"

YT L/XL:
CHEST: 11"
ARM: 14"

STERNUM & CHEST	MOLDED PE FOAM Keeps the goalie safe from high shots.
SHOULDER WINGS & CAPS	SEGMENTED SQUARE DESIGN Gives the goalie coverage and mobility.
BODY & RIBS	3-PIECE CONSTRUCTION Helps the goalie move, while keeping the body protected from all angles.
BICEP / FOREARM	FLEXIBLE FOAM Built to keep the goalie safe, while also helping to stay mobile.
ELBOW	ANATOMICAL ELBOW CUP Provides great fit.
LINER	COMFORT PADDING Soft and plush feel with added padding for more protection.
STRAPPING & FIT	EASY FIT SYSTEM Shoulder height, arm length and torso adjustments to dial in the perfect fit and adapt as the goalie grows.



NEW

HPGPHNM \$ CCM PHENOM - YT GOALIE PANT

SIZES YT S/M, L/XL

SIZING SPEC

YT S/M:
WAIST: 18"-20"

YT L/XL:
WAIST: 20"-22"

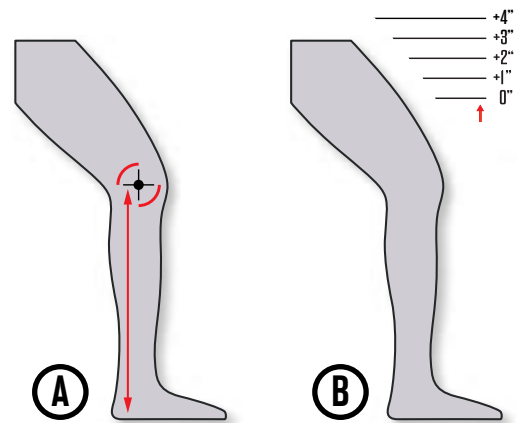
WAIST	TAPERED FIT Comfortable and stays in place.
THIGH PROTECTION	2-PIECE MOLDED FOAM Provides the goalie with protection and coverage.
HIP / GROIN PROTECTION	SEGMENTED FOAM Lightweight and mobile impact protection.
SPINE	SEGMENTED FOAM Increased comfort and fit.
MATERIAL	200D NYLON WITH STRETCH ZONES Increases durability and mobility
COLOR	BLACK

CCM PHENOM - YOUTH

GOALIE FIT GUIDE

GOALIE LEG PAD

1. Measure the distance from the floor (bare foot) to the middle of the knee cap, straight up, knee slightly bent.
2. Take the height of the goalie.
3. Look at the chart and try size accordingly.
4. Thigh rise sizing are based off goalie's personal preference.



PADS	PAD SIZE - IN																					
	20"	22"	24"	26"	28"	29"	30"	31"	31"	32"	32"	33"	33"	34"	34"	35"	35"	36"	36"	37"	37"	
GOALIE'S HEIGHT (M)	1m17	1m27	1m42	1m47	1m52	1m57	1m63	1m68	1m70	1m73	1m75	1m78	1m80	1m83	1m85	1m88	1m91	1m93	1m96	1m98	2m00	
GOALIE'S HEIGHT (FT)	3'10"	4'2"	4'8"	4'10"	5'0"	5'2"	5'4"	5'6"	5'7"	5'8"	5'9"	5'10"	5'11"	6'0"	6'1"	6'2"	6'3"	6'4"	6'5"	6'6"	6'7"	
FLOOR TO KNEE MEASUREMENT (CM)	33.0 or less	34.3 35.6	38.1 39.4	39.4 40.6	40.6 41.9	41.9 43.2	43.2 44.5	44.5 45.7	45.7 47	47 48.3	48.3 49.5	49.5 50.8	50.8 52.1	52.1 53.3	53.3 54.6	54.6 55.9	55.9 57.2	57.2 58.4	58.4 59.7	59.7 61	61 62.2	
FLOOR TO KNEE MEASUREMENT (IN)	13" or less	13.5" 14"	15" 15.5"	15.5" 16"	16" 16.5"	16.5" 17"	17" 17.5"	17.5" 18"	18" 18.5"	18.5" 19"	19" 19.5"	19.5" 20"	20" 20.5"	20.5" 21"	21" 21.5"	21.5" 22"	22" 22.5"	22.5" 23"	23" 23.5"	23.5" 24"	24" 24.5"	
B	THIGH RISE MEASUREMENT ABOVE THE KNEE CAP (+IN)								0"	9.5"	9.5"	10"	10"	10.5"	10.5"	11"	11"	11.5"	11.5"	12"	12"	
									+0.5"	10"	10"	10.5"	10.5"	11"	11"	11.5"	11.5"	12"	12"	12.5"	12.5"	
									+1.0"	10.5"	10.5"	11"	11"	11.5"	11.5"	12"	12"	12.5"	12.5"	13"	13"	
									+1.5"	11"	11"	11.5"	11.5"	12"	12"	12.5"	12.5"	13"	13"	13.5"	13.5"	
									+2.0"	11.5"	11.5"	12"	12"	12.5"	12.5"	13"	13"	13.5"	13.5"	14"	14"	
									+2.5"	12"	12"	12.5"	12.5"	13"	13"	13.5"	13.5"	14"	14"	14.5"	14.5"	
									+3.0"	12.5"	12.5"	13"	13"	13.5"	13.5"	14"	14"	14.5"	14.5"	15"	15"	
									+3.5"	13"	13"	13.5"	13.5"	14"	14"	14.5"	14.5"	15"	15"	15.5"	15.5"	
									+4.0"	13.5"	13.5"	14"	14"	14.5"	14.5"	15"	15"	15.5"	15.5"	16"	16"	

GOALIE GLOVE

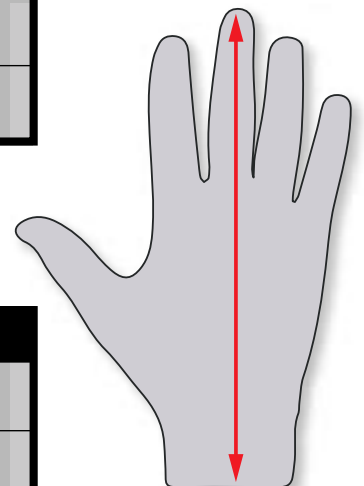
Measure the distance from the middle finger tip to the bottom of your palm.

GLOVE	SENIOR	INTERMEDIATE	JUNIOR	YOUTH
HAND SIZE (CM)	18 - 21.5	15 - 18	14 - 16.5	11.5 - 14
HAND SIZE (IN)	7" - 8.5"	6" - 7"	5.5" - 6.5"	4.5" - 5.5"

GOALIE BLOCKER

Measure the distance from the middle finger tip to the bottom of your palm.

BLOCKER	SENIOR	INTERMEDIATE	JUNIOR	YOUTH
HAND SIZE (CM)	18 - 21.5	15 - 18	14 - 16.5	11.5 - 14
HAND SIZE (IN)	7" - 8.5"	6" - 7"	5.5" - 6.5"	4.5" - 5.5"

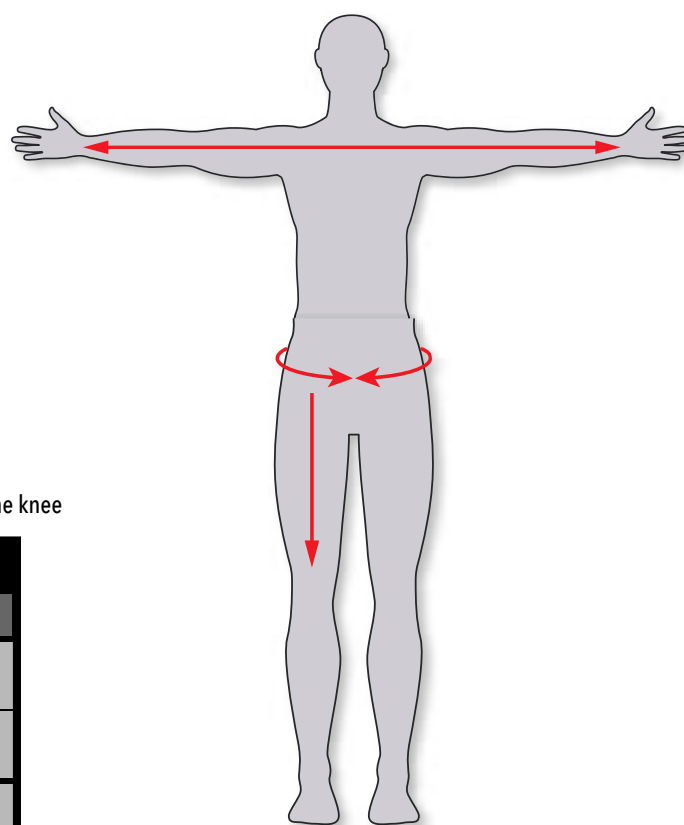


GOALIE ARM & BODY

Measure the distance from wrist to wrist.

ARM & BODY	CCM PRO				EFLEX 7						EFLEX 7.9						
	FIT 1 SR	FIT2 SR	FIT3 SR	FIT4 SR	M INT	L INT	S SR	M SR	L SR	XL SR	S INT	M INT	L INT	S SR	M SR	L SR	XL SR
GOALIE'S HEIGHT (CM)	163 173	173 183	183 191	191+	157 163	163 168	168 173	173 180	180 191	191+	147 157	157 163	163 168	168 173	173 180	180 191	191+
GOALIE'S HEIGHT (FT)	5'4" 5'8"	5'8" 6'0"	5'11" 6'3"	6'3"+	5'2" 5'4"	5'4" 5'6"	5'6" 5'8"	5'8" 5'11"	5'11" 6'3"	6'3"+	4'10" 5'2"	5'2" 5'4"	5'4" 5'6"	5'6" 5'8"	5'8" 5'11"	5'11" 6'3"	6'3"+
MIN ARM SPAN (CM)	138 145	138 145	145 157	157 166	122 129	129 135	135 141	141 147	147 156	156 164	114 122	122 129	129 135	135 141	141 147	147 156	156 164
MIN ARM SPAN (IN)	54.5 57	54.5 57	57 62	62 65.5	48 51	51 53	53 55.5	55.5 58	58 61.5	61.5 64.5	45 48	48 51	51 53	53 55.5	55.5 58	58 61.5	61.5 64.5

ARM & BODY	PHENOM - JR		PHENOM - YT	
	S/M JR	L/XL JR	S/M YT	L/XL YT
GOALIE'S HEIGHT (CM)	122 135	135 147	106 116	116 122
GOALIE'S HEIGHT (FT)	4'0" 4'5"	4'5" 4'10"	3'6" 3'10"	3'10" 4'
MIN ARM SPAN (CM)	96 105	105 114	86 91	91 96
MIN ARM SPAN (IN)	38 41.5	41.5 45	34 36	36 38



GOALIE PANT

Measure the waist circumference along with the distance from your waist to the knee

PANTS	CCM PRO				
	FIT 0	FIT 1	FIT 2	FIT 3	FIT 4
WAIST (CM)	76 86	81 91	86 97	91 102	97 107
WAIST (IN)	30" 34"	32" 36"	34" 38"	36" 40"	38" 42"
HIP TO KNEE (CM)	38 40	39 41	40 43	42 44	42 44
HIP TO KNEE (IN)	15" 16"	15.5" 16.5"	16" 17"	16.5" 17.5"	16.5" 17.5"

PANTS	SENIOR				INTERMEDIATE			JUNIOR		YOUTH
	S	M	L	XL	S	M	L	S/M	L/XL	OSFA
WAIST (CM)	71 81	81 92	86 97	97 107	69 74	71 76	74 79	61 69	59 64	51 56
WAIST (IN)	28" 32"	32" 36"	34" 38"	38" 42"	27" 29"	28" 30"	29" 31"	24" 27"	23" 25"	20" 22"
HIP TO KNEE (CM)	38 40	39 41	40 43	42 44	36 38	37 39	38 40	34 36	35 37	34
HIP TO KNEE (IN)	15" 16"	15.5" 16.5"	16" 17"	16.5" 17.5"	14" 15"	14.5" 15.5"	15" 16"	13" 14"	13.5" 14.5"	13"

AXIS XF GOALIE MASK

INTRODUCING THE AXIS XF, OUR MOST INNOVATIVE AND PERFORMANCE-DRIVEN MASK YET. BENEATH THE SLEEK NEW LOOK IS TECHNOLOGY BUILT NOT ONLY TO PROTECT, BUT TO KEEP YOU PLAYING AT YOUR BEST FROM YOUR FIRST SAVE UNTIL YOUR LAST SAVE.



**FEEL COOLER
PLAY SMARTER**

TECH 001



**NEST
TECH**

AER-TEC TECHNOLOGY FEATURING NEST TECH

THE MOMENT YOU STEP ON THE ICE, YOU GIVE IT YOUR ALL. WE KNOW GOALIES WORK HARDER THAN ANYONE ON THE ICE, AND WITH THAT YOUR HEAD (& BODY) TEMPERATURE INCREASES QUICKLY AND THAT CAN IMPACT THE GAME-SAVING DETAILS YOU STRIVE TO MASTER. WITH GREATER BREATHABILITY AND AIRFLOW, YOU STAY IN THE ZONE WITH CONSISTENT REACTION TIME, FOCUS AND DECISION-MAKING ALL GAME LONG. AND IN A GAME OF MILLIMETERS, EVERY ADVANTAGE MATTERS.



VENTILATION SYSTEM

TECH 002

AER-TEC VENTILATION SYSTEM

STRATEGIC VENT HOLE SHAPE AND PLACEMENT TO MAXIMIZE AIRFLOW AND COMPLEMENT THE NEST-TECH LINER DESIGN.



TECH 003

EXOSHELL COMPOSITE

STRONG, RESILIENT, AND BUILT TO WITHSTAND THE HIGHEST IMPACTS. WITH A CARBON FIBER DESIGN, AND TACTICAL DEFLECTION POINTS, YOU CAN STEP IN FRONT OF EVERY SHOT WITH CONFIDENCE.



TECH 004

SHOCK DAMPENING SYSTEM

INSERTS ADDED BENEATH THE CAGE TO DISSIPATE IMPACT AND PROVIDE GREATER FORCE ABSORPTION.



NEW

AXIS XF MASK

** AVAILABLE AT
SELECT LOCATIONS ONLY **

NOW AVAILABLE IN TOTAL CUSTOM

STARTING WITH A PERSONALIZED HEAD SCAN, CCM CREATES A UNIQUE NEST TECH 3D PRINTED LINER TO GIVE YOU THE ULTIMATE CUSTOM FIT AND PREMIUM COMFORT, MADE TO MEASURE JUST FOR YOU. FROM THERE, DIAL IN YOUR SPECS AND STYLE TO GET THE BEST-LOOKING AND BEST-PERFORMING MASK.



1 SELECT YOUR SHELL COLOR:



2 SELECT YOUR STRAP COLOR:



3 SELECT YOUR CAGE STYLE:



4 SELECT YOUR CAGE COLOR:



5 PERSONALIZE:





WHITE



BLACK



Non-certified Cat-Eye*



Certified Cat-Eye*

GFAXF AXIS XF GOALIE MASK

SIZING SPECS

SMALL:	20 5/8 - 22 1/2 / 52.5 - 57 CM
MEDIUM:	21 3/4 - 23 5/8 / 55.5 - 60 CM
LARGE:	23 - 24 3/4 / 58.5 - 63 CM

HAT SIZE

SMALL:	6 5/8 - 7 1/8	\$
MEDIUM:	7 - 7 1/2	\$
LARGE:	7 3/8 - 7 7/8	\$

TECHNOLOGIES	AER-TEC VENTILATION SYSTEM / NEST-TECH / EXOSHELL COMPOSITE	
SHELL	EXOSHELL COMPOSITE CARBON FIBER WITH AER-TEC VENTILATION SYSTEM	Built for stiffness and resilience with strategic puck deflection design to protect from high impacts. Optimized vent hole shape and placement for maximum airflow.
LINER	AER-TEC TECHNOLOGY FEATURING NEST-TECH	Designed for an elite level of level of protection with the performance benefits of increased breathability & airflow. Maximum visibility with high impact protection and greater force absorption.
CAGE COMPOSITION	STAINLESS STEEL WITH SHOCK DAMPENING SYSTEM	Maximum visibility with high impact protection and greater force absorption.
CAGE	**STRAIGHT FLAT BAR	Provides maximum visibility. <small>Also available in Non-Certified Cat-Eye* (GFAXFNCCE) Replacement Cage: Certified Cat-Eye</small>
ADJUSTMENT SYSTEM	3-POINT WEBBING STRAP ADJUSTMENT SYSTEM	Backplate fit system that creates even adjustment distribution for better fit & feel.
CHIN CUP	TRIPLE DENSITY FOAM WITH D30®	Impact absorption and comfort.
SWEATBAND	MESH CONSTRUCTION WITH AER-TEC TECHNOLOGY	Maximum comfort and greater breathability.
CERTIFICATIONS	CSA, HECC, CE	
COLORS	WHITE BLACK *BOOKING ONLY	



WHITE



BLACK



Non-certified Cat-Eye*



Certified Cat-Eye*

GFAF9 AXIS F9 GOALIE MASK

SIZING SPECS

X-SMALL:	20 1/4 - 21 5/8 / 51 - 53 CM
SMALL:	20 5/8 - 22 1/2 / 52.5 - 57 CM
MEDIUM:	21 3/4 - 23 5/8 / 55.5 - 60 CM
LARGE:	23 - 24 3/4 / 58.5 - 63 CM

HAT SIZE

X-SMALL:	6 3/8 - 6 5/8	\$
SMALL:	6 5/8 - 7 1/8	\$
MEDIUM:	7 - 7 1/2	\$
LARGE:	7 3/8 - 7 7/8	\$

TECHNOLOGIES	D30® / AER-TEC VENTILATION SYSTEM / EXOSHELL FIBERGLASS / I.Q.SHION DRI	
SHELL	EXOSHELL FIBERGLASS WITH AER-TEC VENTILATION SYSTEM	Added impact protection in the chin and forehead for additional strength, with strategic puck deflection design. Optimized vent hole shape and placement for maximum airflow.
LINER	AER-TEC TECHNOLOGY FEATURING D30® AND I.Q.SHION DRI	VN liner with I.Q.Shion Dri and D30 for impact protection and comfort, and shaped for added breathability & airflow.
CAGE COMPOSITION	STAINLESS STEEL WITH SHOCK DAMPENING SYSTEM	Maximum visibility with high impact protection and greater force absorption.
CAGE	**STRAIGHT FLAT BAR	Provides maximum visibility. <small>Also available in Non-Certified Cat-Eye* (GFAF9NCCE) Replacement Cage: Certified Cat-Eye</small>
ADJUSTMENT SYSTEM	3-POINT WEBBING STRAP ADJUSTMENT SYSTEM	Backplate fit system that creates even adjustment distribution for better fit & feel.
CHIN CUP	TRIPLE DENSITY FOAM WITH D30®	Impact absorption and comfort.
SWEATBAND	MESH CONSTRUCTION WITH AER-TEC TECHNOLOGY	Maximum comfort and greater breathability.
CERTIFICATIONS	CSA, HECC, CE	
COLORS	WHITE BLACK *BOOKING ONLY	

CCM'S INDUSTRY-LEADING TEAM OF ENGINEERS, PRODUCT MANAGERS AND DESIGNERS ARE FOCUSED ON DEVELOPING HELMETS THAT ARE SAFE. SCIENTISTS INDICATE THAT BRAIN INJURIES AND CONCUSSIONS ARE MAINLY DUE TO LINEAR AND ROTATIONAL ACCELERATIONS OF THE BRAIN BUT SCIENCE HAS YET TO REACH A CONSENSUS ON THE QUESTION. NO HOCKEY HELMET CAN PREVENT OR ELIMINATE THE RISK OF HEAD INJURY, INCLUDING CONCUSSIONS

* Products carrying a Non-Certified designation do not meet the certification requirements of CSA and HECC. Not for sale in Canada.



JR/YT - EASY STRAPPING SYSTEM

GFAF5 AXIS F5 GOALIE MASK

SIZING SPECS

YT: 19 1/4 - 22 7/8 / 49.5 - 53 CM

JR: 20 7/8 - 22 7/8 / 52.5 - 57 CM

SR: 22 - 23 5/8 / 55.5 - 60 CM

HAT SIZE

YT: 6 1/4 - 6 5/8

JR: 6 5/8 - 7 1/8

SR: 7 - 7 1/2

SHELL	POLYCARBONATE	Shaped for puck deflection in key impact zones. Strategic vent hole shape and placement for improved airflow.
LINER	MULTI-LAYERED VN FOAM	Built for protection, a comfortable fit and great feel all game long.
CAGE COMPOSITION	CARBON STEEL	Impact protection and great visibility.
CAGE	STRAIGHT ROUND BAR	Provides maximum visibility.
ADJUSTMENT SYSTEM	EASY ADJUSTABLE FIT SYSTEM	SR: Multi-point adjustment system for great fit. JR/YT: Kid- & Parent-Friendly system for easy adjustments improved fit, and easier on/off of the mask.
CHIN CUP	ADJUSTABLE FOAM CHIN CUP	Designed for comfort.
SWEATBAND	TERRY CLOTH FABRIC	Comfort design.
CERTIFICATIONS	CSA, HECC, CE	
COLORS	WHITE, BLACK	
GRAPHIC	GFAF5DEC - GRAPHICS WHITE / BLACK WHITE / ROYAL WHITE / RED	YT \$ JR \$ SR \$



** Products carrying a Non-Certified designation do not meet the certification requirements of CSA and HECC. Not for sale in Canada.

CCM'S INDUSTRY-LEADING TEAM OF ENGINEERS, PRODUCT MANAGERS AND DESIGNERS ARE FOCUSED ON DEVELOPING HELMETS THAT ARE SAFE. SCIENTISTS INDICATE THAT BRAIN INJURIES AND CONCUSSIONS ARE MAINLY DUE TO LINEAR AND ROTATIONAL ACCELERATIONS OF THE BRAIN BUT SCIENCE HAS YET TO REACH A CONSENSUS ON THE QUESTION. NO HOCKEY HELMET CAN PREVENT OR ELIMINATE THE RISK OF HEAD INJURY, INCLUDING CONCUSSIONS

AXIS XF SERIES ACCESSORIES



GFMSTSTRX
PRO STRAIGHT
GOALIE CAGE

SIZES SR S, M, L

S CAGE FITS	M CAGE FITS	L CAGE FITS
GFAXF - S GFAF9 - XS, S GFAF5 JR	GFAXF - M GFAF9 - M GFAF5 SR	GFAXF - L GFAF9 - L

CONSTRUCTION STAINLESS STEEL WITH BUMPER PAINT PROTECTION

CAGE STRAIGHT BAR

COLORS WHITE, CHROME



GFMSTNCCEX
PRO NON-CERTIFIED
CAT-EYE
GOALIE CAGE **NON CERTIFIED**

SIZES SR S, M, L

S CAGE FITS	M CAGE FITS	L CAGE FITS
GFAXF - S GFAF9 - XS, S GFAF5 JR	GFAXF - M GFAF9 - M GFAF5 SR	GFAXF - L GFAF9 - L

CONSTRUCTION STAINLESS STEEL WITH BUMPER PAINT PROTECTION

CAGE NON-CERTIFIED CAT-EYE - USA / EU ONLY

COLORS WHITE, CHROME



GFMSTCCEX
PRO CERTIFIED
CAT-EYE
GOALIE CAGE **CERTIFIED**

SIZES SR S, M, L

S CAGE FITS	M CAGE FITS	L CAGE FITS
GFAXF - S GFAF9 - XS, S GFAF5 JR	GFAXF - M GFAF9 - M GFAF5 SR	GFAXF - L GFAF9 - L

CONSTRUCTION STAINLESS STEEL WITH BUMPER PAINT PROTECTION

CAGE CERTIFIED CAT-EYE

COLORS WHITE, CHROME



GFMCARSTRX
YOUTH STRAIGHT
GOALIE CAGE


SIZES YT ONE SIZE FITS ALL

YT CAGE FITS
GFAF5 YT

CONSTRUCTION CARBON STEEL

CAGE STRAIGHT BAR

COLORS CHROME



ACCESSORY KIT

FOR USE WITH AXIS XF,
F9 AND F5 SR MASKS

SNAP, STRAPS & ELASTIC BAND

ADJUSTABLE GOALIE MASK SNAP WITH ELASTIC BAND FOR CCM AXIS XF AND AXIS F9.

ACMKITBGEX



BEIGE

ACMKITBLKX



BLACK

ACMKITCCX



ROYAL



RED



WHITE

NEW

ACMKITF5 JR & YT ONLY

ADJUSTABLE GOALIE MASK
STRAP + CHINSTRAP + HARDWARE
FOR CCM AXIS F5 MASK



BLACK



ACSWBANDX \$ GOALIE SWEATBAND

SIZES OSFA
PACKS 2 UNITS/KIT

FAST-DRYING MESH CONSTRUCTION AND BREATHABLE DESIGN, FITS ALL CCM GOALIE MASK MODELS.



acchincup \$ CHIN CUP

SIZES SR OSFA

ADJUSTABLE CHIN CUP FOR ALL CCM GOALIE MASK MODELS.



TGCCM \$ GOALIE LEXAN THROAT GUARD

SIZES SR OSFA

PRO DESIGN LEXAN THROAT GUARD IMPROVES FREEDOM OF MOVEMENT. CLEAR MATERIAL WITH ANTI-FOG PROMOTES GREATER VISIBILITY.

CCM'S INDUSTRY-LEADING TEAM OF ENGINEERS, PRODUCT MANAGERS AND DESIGNERS ARE FOCUSED ON DEVELOPING HELMETS THAT ARE SAFE. SCIENTISTS INDICATE THAT BRAIN INJURIES AND CONCUSSIONS ARE MAINLY DUE TO LINEAR AND ROTATIONAL ACCELERATIONS OF THE BRAIN BUT SCIENCE HAS YET TO REACH A CONSENSUS ON THE QUESTION. NO HOCKEY HELMET CAN PREVENT OR ELIMINATE THE RISK OF HEAD INJURY, INCLUDING CONCUSSIONS

** Products carrying a Non-Certified designation do not meet the certification requirements of CSA and HECC. Not for sale in Canada.

AXIS 2020 AND GFL ACCESSORIES



GFMSTLSTR
PRO STRAIGHT
GOALIE CAGE

SIZES SR S, M/L, XL

S CAGE FITS	M/L CAGE FITS	XL CAGE FITS
GFAXIS - S	GFAXIS - M, L	GFAXIS - XL
GFA1.9 - XS, S	GFA1.9 - M, L	
GFA1.5 - JR	GFA1.5 - SR	

CONSTRUCTION STAINLESS STEEL WITH
BUMPER PAINT PROTECTION

CAGE STRAIGHT BAR

COLORS WHITE, CHROME



GFMSTLNCCE
PRO NON-CERTIFIED
CAT-EYE
GOALIE CAGE **NON CERTIFIED**

SIZES SR S, M/L, XL

S CAGE FITS	M/L CAGE FITS	XL CAGE FITS
GFAXIS - S	GFAXIS - M, L	GFAXIS - XL
GFA1.9 - XS, S	GFA1.9 - M, L	
GFA1.5 - JR	GFA1.5 - SR	

CONSTRUCTION STAINLESS STEEL WITH
BUMPER PAINT PROTECTION

CAGE NON-CERTIFIED CAT-EYE
- USA / EU ONLY

COLORS WHITE, CHROME



GFMSTLCCE
PRO CERTIFIED
CAT-EYE
GOALIE CAGE **CERTIFIED**

SIZES SR S, M/L, XL

S CAGE FITS	M/L CAGE FITS	XL CAGE FITS
GFAXIS - S	GFAXIS - M, L	GFAXIS - XL
GFA1.9 - XS, S	GFA1.9 - M, L	
GFA1.5 - JR	GFA1.5 - SR	

CONSTRUCTION STAINLESS STEEL WITH
BUMPER PAINT PROTECTION

CAGE CERTIFIED CAT-EYE

COLORS WHITE, CHROME



GFMCARSTR
YOUTH STRAIGHT
GOALIE CAGE

SIZES YT ONE SIZE FITS ALL

YT CAGE FITS
GFA1.5 YT

CONSTRUCTION CARBON STEEL

CAGE STRAIGHT BAR

COLORS CHROME



**SNAP &
ELASTIC BAND**
ADJUSTABLE GOALIE
MASK SNAP WITH ELASTIC
BAND FOR ALL CCM AXIS
(2020) AND GFL MASKS.



STRAPS
ADJUSTABLE GOALIE MASK
STRAP FOR AXIS F5, ALL CCM
AXIS (2020) AND GFL MASKS.



ACSWBAND \$
GOALIE SWEATBAND

SIZES THICK - OSFA

PACKS 2 UNITS/KIT

FAST-DRYING MESH CONSTRUCTION GOALIE MASK SWEATBANDS FOR ALL CCM GOALIE MASK MODELS.

ACCESSORY KIT

BEIGE - ACMKITBGE \$
BLACK - ACMKITBLK \$

INCLUDES STRAPS AND SNAPS FOR GOALIE MASK

acchincup \$ CHIN CUP

SIZES SR OSFA

ADJUSTABLE CHIN CUP FOR ALL CCM GOALIE MASK MODELS.



TGCCM \$ GOALIE LEXAN THROAT GUARD

SIZES SR OSFA

PRO DESIGN LEXAN THROAT GUARD IMPROVES FREEDOM OF MOVEMENT.
CLEAR MATERIAL WITH ANTI-FOG PROMOTES GREATER VISIBILITY.



CCM'S INDUSTRY-LEADING TEAM OF ENGINEERS, PRODUCT MANAGERS AND DESIGNERS ARE FOCUSED ON DEVELOPING HELMETS THAT ARE SAFE. SCIENTISTS INDICATE THAT BRAIN INJURIES AND CONCUSSIONS ARE MAINLY DUE TO LINEAR AND ROTATIONAL ACCELERATIONS OF THE BRAIN BUT SCIENCE HAS YET TO REACH A CONSENSUS ON THE QUESTION. NO HOCKEY HELMET CAN PREVENT OR ELIMINATE THE RISK OF HEAD INJURY, INCLUDING CONCUSSIONS

** Products carrying a Non-Certified designation do not meet the certification requirements of CSA and HECC. Not for sale in Canada.

TACKS XR PRO

GOALIE SKATES

TECH 001

CORE TECHNOLOGY

EXPERIENCE THE FUTURE OF SKATING THROUGH THE NEW CORE BOOT.

CLOSE TO FOOT FEEL, ONE-PIECE BOOT POWER TRANSFERS, REACTIVE LIGHTWEIGHT MATERIALS AND AN ERGONOMIC SHAPE COME TOGETHER TO DELIVER THE ULTIMATE PERFORMANCE



THE ALL-NEW GOALIE XR PRO IS A REVOLUTION IN CCM GOALTENDING PERFORMANCE. CRAFTED WITH THE NEW CORE TECHNOLOGY, GENERATING THE ULTIMATE PERFORMANCE FEEL, UNMATCHED LIGHTNESS, AND A SCULPTED NEW DESIGN.

THE NEW CORE TECHNOLOGY MEETS GOALIE FOCUSED ELITE SPECS, THROUGH A GOALIE TAILORED TOECAP, PITCH ANGLE, TONGUE, AND BOOTCUT. THE XR PRO BENEFITS FROM ALL THE CCM SKATE PLAYER INNOVATIONS, WHILE DELIVERING ON KEY, GOALIE ESSENTIAL, ELITE SPECS.

STEP INTO A WORLD WHERE PROTECTION MEETS UNPARALLELED FEEL. A NEW GOALIE-SPECIFIC TOECAP PROVIDES CRUCIAL PROTECTION FROM HIGH-SPEED PUCKS AND IMPACTS. EXPERIENCE A NEW, PERFORMANCE FEEL, THROUGH DIRECT-ICE GOALIE ANKLE PADS, WHOSE SUPER-RESPONSIVE, SLIM DESIGN ALLOWS LIGHTNING-FAST REACTIONS. THE INNOVATIVE ADPT GOALIE COMFORT TONGUE WITH ITS RIBBED CENTRAL CHANNEL OFFERS ULTIMATE FEEL AND COMFORT, WHILE THE FLEXMOTION LACE-BITE DESIGN MAXIMIZES FORWARD FLEXION TAILORED FOR GOALIES.

FEATURING THE PRO PULSE INSOLE, AN ULTRALIGHT FOOTBED ENGINEERED TO ELEVATE YOUR ON-ICE PERFORMANCE. IT DELIVERS EXPLOSIVE POWER, UNMATCHED STABILITY, AND CUSTOM COMFORT, KEEPING YOU FOCUSED ON THE GAME. DOMINATE YOUR CREASE WITH THE NEW CCM GOALIE XR PRO SKATE.

TECH 002

NEW GOALIE ADAPTED TOECAP

NEW GOALIE SPECIFIC TOECAP PROVIDING CRUCIAL PROTECTION FROM HIGH-SPEED PUCKS AND IMPACTS WITHIN THE CREASE, ENHANCING IN GAME CONFIDENCE AND PERFORMANCE. THE TOECAP'S SEAMLESS INTEGRATION TO THE SKATE DELIVERS IMPROVED ENERGY TRANSFERS WITH EVERY MOVEMENT.

TECH 003

ADPT GOALIE COMFORT TONGUE WITH RIBBED CENTER CHANNEL

MOLDED CORE, ADPT MEMORY FOAM AND NEW RIBBED CENTRAL CHANNEL WRAP YOUR FOOT FOR ULTIMATE FEEL AND COMFORT. GOALIE ADAPTED FLEXMOTION LACE-BITE DESIGN MAXIMIZES FORWARD FLEXION, TAILORED TO GOALIE REQUIREMENTS.

TECH 003

GOALIE ADJUSTED PITCH

NEW GOALIE TAILORED PITCH ANGLE, PROVIDING A MORE NATURAL STANCE AND BETTER ATTACKING ANGLE.



SKGXR TACKS XR PRO GOALIE SKATES

HEAT MOLDABLE

SIZES	SR	11 - 12.5	REGULAR	FULL/HALF	\$
		7 - 10.5	REGULAR, WIDE	FULL/HALF	\$
	INT	4 - 6.5	REGULAR	FULL/HALF	\$



SKGXR90 TACKS XR 90 GOALIE SKATES

HEAT MOLDABLE

SIZES	SR	11 - 12.5	REGULAR	FULL/HALF	\$
		7 - 10.5	REGULAR, WIDE	FULL/HALF	\$
	INT	4 - 6.5	REGULAR, WIDE	FULL/HALF	\$
	JR	1 - 3.5	REGULAR	FULL/HALF	

BOOT
MATERIAL

CORE TECHNOLOGY

Experience the future of skating through the new CORE BOOT.

Close to foot feel, One-Piece boot power transfers, Reactive lightweight materials and an Ergonomic shape come together to deliver the ultimate performance

BOOT
MATERIAL

CORE TECHNOLOGY

Experience the future of skating through the new CORE BOOT.

Close to foot feel, One-Piece boot power transfers, Reactive lightweight materials and an Ergonomic shape come together to deliver the ultimate performance

TOECAP

GOALIE RESISTANT TOECAP

New goalie specific toecap providing crucial protection from high-speed pucks and impacts within the crease, enhancing in game confidence and performance.

LINER

TOTALDRI PRO

High-performance moisture-wicking material keeps feet dry and skates light, while antimicrobial treatment fights odor and bacteria.

LINER

TOTALDRI PRO

High-performance moisture-wicking material keeps feet dry and skates light, while antimicrobial treatment fights odor and bacteria.

TONGUE

ADPT GOALIE COMFORT TONGUE

Molded core, ADPT Memory foam wrap your foot for ultimate feel and comfort. Goalie adapted FlexMotion lace-bite design maximizes forward flexion tailored to goalie requirements.

TONGUE

ADPT GOALIE COMFORT TONGUE WITH RIBBED CENTER CHANNEL

Molded core, ADPT Memory foam and new ribbed central channel wrap your foot for ultimate feel and comfort. Goalie adapted FlexMotion lace-bite design maximizes forward flexion, tailored to goalie requirements.

FOOTBED

MOLDED CCM ORTHOLITE

Ultra-lightweight, molded fit, and enhanced comfort.

FOOTBED

CCM PRO PULSE INSOLE

Engineered to enhance your on-ice performance, the new CCM PRO PULSE ultralight insoles deliver explosive power, unmatched stability, and custom comfort.

HOLDER

SPEEDBLADE XSG

CCM goalie quick-release holder with metal pin blade lock system.

HOLDER

SPEEDBLADE XSG WITH KNURLED KNOB

CCM goalie quick-release holder with metal pin blade lock system, and knurled knob for easier grip and quicker runner changes on the fly.

RUNNER

XS1 PRO BLACK STAINLESS GOALIE

Stainless steel providing increased longevity, paired with the new XS1 Pro black coating. Features +3mm thickness and 10F27 blade profile to encourage a forward-leaning goalie stance.

RUNNER

STEP BLACKSTEEL GOALIE

Highest quality standards steel with Diamond-Like Carbon (DLC) coating for superior glide and edge life. Features +3mm thickness and 10F27 blade profile to encourage a forward-leaning goalie stance.



SKGXR70 TACKS XR 70 GOALIE SKATES

HEAT MOLDABLE

SIZES	SR	7 - 11.5	REGULAR	FULL/HALF	\$
	INT	4 - 6.5	REGULAR	FULL/HALF	\$
	JR	1 - 3.5	REGULAR	FULL/HALF	\$

BOOT MATERIAL

SYNTHETIC COMFORT

Ergonomic fit, in a lightweight, durable boot. Built with CCM'S One-Piece Boot technology, amplifying power transfers and goalie lateral movement explosiveness.

LINER

TOTALDRI PRO

High-performance moisture-wicking material keeps feet dry and skates light, with superior odor protection. The thickness wraps the foot smoothly and is resistant over time.

TONGUE

7MM FELT TONGUE WITH INJECTED LACEBITE

Dual-layer construction with injected lacebite protection.

FOOTBED

CCM ORTHOLITE

Ultra-lightweight and enhanced comfort.

HOLDER

SPEEDBLADE XSG

CCM goalie quick-release holder with metal pin blade lock system.

RUNNER

CCM XS1 GOALIE

Goalie stainless steel runner.





STEP BLADES

STEP BLADES ARE MADE WITH PREMIUM GRADE STEEL, HELPING GOALIES BENEFIT FROM A PHENOMENAL GLIDE AND AN OUTSTANDING EDGE QUALITY. STEP BLADES ARE THE MOST TRUSTED IN HOCKEY.

THE COMBINATION OF THE CCM ONE-PIECE BOOT, CCM XSG HOLDER AND STEP BLADES CREATE THE ULTIMATE CONNECTION BETWEEN YOU AND THE ICE. THE 10F27 BLADE PROFILE ENCOURAGES A FORWARD-LEANING STANCE, PUTTING YOU IN THE BEST POSITION TO MAKE ANY SAVE.



3mm width **RSTEPBG3**

4mm width **RSTEPBG4**

STEP BLACKSTEEL XS HOLDER

CARBON POLISHED COATING FINISH
pair



RSTEPBGF3

STEP BLACKSTEEL 10F27 XS HOLDER

FORWARD-LEAN PROFILE
CARBON POLISHED COATING FINISH
pair




RSTEPGF3

STEP STEEL 10F27 XS HOLDER

FORWARD-LEAN PROFILE
pair

BLADE LENGTH

XSG HOLDER	5	5.5	6	6.5	7	7.5	8	8.5	9	9.5	10	10.5	11	11.5	12	12.5
STEP BLACKSTEEL			250				266				282				298	
STEP STEEL			250				266				282				298	



2026 PRO GOALIE STICK

BUILT FOR GOALIES WHO DEMAND CONTROL, DURABILITY, AND RESPONSIVENESS, THE 2026 PRO COMBINES ADVANCED MATERIALS WITH ELITE-LEVEL ENGINEERING. THE SHAFT FEATURES ALUPLI COMPOSITE, A LAYERED CONSTRUCTION OF ALUMINUM AND CARBON FIBER THAT DELIVERS EXCEPTIONAL STRENGTH WHILE KEEPING WEIGHT LOW. INSIDE THE PADDLE, CARBONRIB TECHNOLOGY REINFORCES THE FOAM CORE WITH STRATEGICALLY PLACED CARBON FIBER STRIPS FOR ADDED IMPACT RESISTANCE. PAIRED WITH THE EVO BLADE, WHICH OFFERS A STIFFER TOE FOR RIM PICKUPS AND A SOFTER HEEL FOR ENHANCED PUCK FEEL, THE 2026 PRO IS DESIGNED TO ELEVATE EVERY SAVE AND SHARPEN EVERY MOVE.

TECH 001

CARBONRIB TECHNOLOGY

STRATEGICALLY FUSED CARBON FIBER STRIPS RUN THROUGH THE CORE OF THE PADDLE, REINFORCING THE INTERNAL STRUCTURE FOR ADDED STRENGTH AND DURABILITY. THIS ADVANCED DESIGN ENHANCES IMPACT RESISTANCE WHILE MAINTAINING A LIGHTWEIGHT FEEL – GIVING GOALIES THE CONFIDENCE TO CONTROL REBOUNDS AND STAND TALL IN THE CREASE.

X-SOFT  STIFF

TECH 002

ALUPLI COMPOSITE

COMBINED LAYERS OF ALUMINUM AND CARBON FIBER CREATE A SHAFT THAT'S BOTH ULTRA-DURABLE AND INCREDIBLY LIGHTWEIGHT. THIS PUSHES THE BOUNDARIES OF IMPACT RESISTANCE ON THE SHAFT WITHOUT SACRIFICING WEIGHT OR PERFORMANCE.

TECH 003

EVO BLADE

ENGINEERED FOR PERFORMANCE, THIS BLADE FEATURES A REINFORCED TOE TO HELP CONTROL PUCKS THAT RIM ALONG THE BOARDS, WHILE THE SOFTER HEEL ENHANCES TOUCH AND PRECISION FOR SMOOTH PASSING AND STICKHANDLING. IT'S BUILT TO GIVE PLAYERS THE EDGE WHERE IT MATTERS MOST.



PRODUCT HAS A HOLOGRAPHIC FINISH,
COLORS MAY VARY FROM THE PICTURE.

NEW

HSG26PC / HSG26PP 2026 PRO STICKS

NAMEBAR TAG

HSG26PP - P1

LEFT - SR	24", 25", 26", 27"	LIGHT / DARK	STEEP SHOULDERS
LEFT - INT	23"	LIGHT / DARK	DOUBLE STEEP SHOULDERS

HSG26PC - P4

LEFT - SR	24", 25", 26", 27"	LIGHT / DARK	STEEP SHOULDERS
LEFT - INT	23"	LIGHT / DARK	DOUBLE STEEP SHOULDERS
LEFT - JR	21"	LIGHT / DARK	DOUBLE STEEP SHOULDERS
RIGHT - SR	24", 25", 26", 27"	LIGHT / DARK	STEEP SHOULDERS
RIGHT - INT	23"	LIGHT / DARK	DOUBLE STEEP SHOULDERS

PADDLE-BLADE
TECHNOLOGY

CARBONRIB TECHNOLOGY

A newly reinforced paddle construction features strategically fused carbon fiber strips, seamlessly integrated within the core to enhance strength, stability, and overall durability.

STICK
TECHNOLOGY

ALUPLI COMPOSITE

Elevated shaft design now combining aluminium layers with carbon fibers to push boundaries of impact resistance.

FLEX PROFILE

NEW HIGH FLEX PROFILE

Combining a stiffer paddle and a softer shaft, this flex profile has been developed to enable easier puck stopping along the board and zone clearances when needed.

SHOULDER SHAPE

STEEP SHOULDER (SR) &
DOUBLE STEEP SHOULDERS (INT-JR)

New paddle shoulder geometry to improve hand position.

SHAFT
GEOMETRYVARIABLE "V" GEOMETRY
WITH SHORTER SHAFT

Unique double geometry on the shaft that ensures total control inside or outside the crease while reducing stick twist.

BLADE

SOFT-STIFF EVO BLADE

Blade construction with a stiffer toe to help collect rims along the boards and a softer heel for greater feel when playing the puck.

MATERIAL

FULL SIGMATEX CONSTRUCTION

SIDE A

SIDE B

SIDE A

SIDE B

YELLOW / SPORT GOLD

RED

ROYAL

GREEN

NAVY

NEW

HSG26C / HSG26P 2026 STICKS

NAMEBAR TAG

HSG26P - P1

LEFT - SR	24", 25", 26"	LIGHT	STEEP SHOULDERS
LEFT - INT	23"	LIGHT	DOUBLE STEEP SHOULDERS

HSG26C - P4

LEFT - SR	24", 25", 26", 27"	LIGHT	STEEP SHOULDERS
LEFT - INT	23"	LIGHT	DOUBLE STEEP SHOULDERS
RIGHT - SR	24", 25", 26"	LIGHT	STEEP SHOULDERS
RIGHT - INT	23"	LIGHT	DOUBLE STEEP SHOULDERS

PADDLE-BLADE
TECHNOLOGY

ONE PIECE PADDLE-BLADE

Completely redesigned paddle geometry now built in a single mold with the blade, providing better material distribution and increased durability.

STICK
TECHNOLOGY

PURE CARBON TECHNOLOGY

Carbon technology helping create a stick that's both light and strong.

FLEX PROFILE

NEW HIGH FLEX PROFILE

Combining a stiffer paddle and a softer shaft, this new flex profile has been developed to enable easier puck stopping along the board and zone clearances when needed.

SHOULDER SHAPE

STEEP SHOULDER (SR) &
DOUBLE STEEP SHOULDERS (INT)

Improves hand position and reduces weight.

SHAFT
GEOMETRYVARIABLE "V" GEOMETRY
WITH SHORTER SHAFT

Unique double geometry on the shaft that ensures total control inside or outside the crease while reducing stick twist.

MATERIAL

PURE CARBON SHAFT AND PADDLE
WITH SIGMATEX BLADE

SIDE A

SIDE B

YELLOW / SPORT GOLD

RED

ROYAL

GREEN


NAVY

NEW
HSG202670
2026 70
STICKS

HSGTAC70 - P4

LEFT - SR	24", 25", 26"	LIGHT	SQUARE SHOULDERS
RIGHT - SR	24", 25", 26"	LIGHT	SQUARE SHOULDERS

PADDLE TECHNOLOGY	REVAMPED PADDLE CONSTRUCTION	Redesigned and improved paddle construction based on previous strength with significant durability and feel improvements.
FLEX PROFILE	NEW HIGH FLEX PROFILE	Combining a stiffer paddle and a softer shaft, this new flex profile has been developed to enable easier puck stopping along the board and zone clearances when needed.
SHAFT GEOMETRY	SQUARE SHAPE GEOMETRY	Traditional square-shaped shaft for control while making saves and handling the puck.
MATERIAL	UD CARBON & FIBERGLASS ON SHAFT AND BLADE	



NEW
HSGPHNM26
JR - PHENOM STICKS

HSGPHNM26 - P4

LEFT - JR	21", 23"	LIGHT	SQUARE SHOULDERS
RIGHT - JR	21", 23"	LIGHT	SQUARE SHOULDERS

PADDLE TECHNOLOGY	JUNIOR PADDLE CONSTRUCTION	Paddle construction designed for young goalies looking for a durable and lightweight stick.
FLEX PROFILE	NEW HIGH FLEX PROFILE	Combining a stiffer paddle and a softer shaft, this new flex profile has been developed to enable easier puck stopping along the board and zone clearances when needed.
SHAFT GEOMETRY	SQUARE SHAPE GEOMETRY	Traditional square-shaped shaft for control while making saves and handling the puck.
MATERIAL	UD CARBON & FIBERGLASS ON SHAFT AND BLADE	

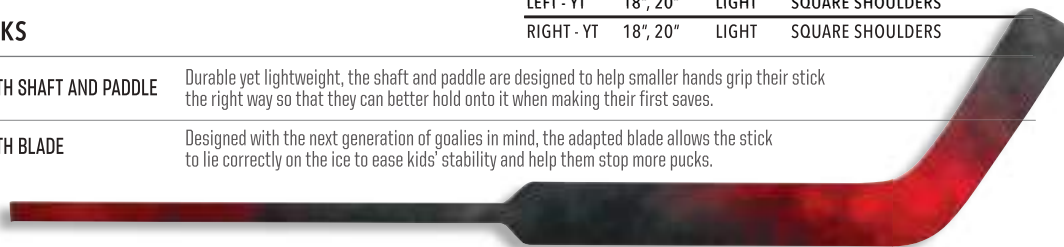


NEW
HSGPHNM26
YT - PHENOM STICKS

HSGPHNM26 - P4

LEFT - YT	18", 20"	LIGHT	SQUARE SHOULDERS
RIGHT - YT	18", 20"	LIGHT	SQUARE SHOULDERS

SHAFT AND PADDLE GEOMETRY	ADAPTED YOUTH SHAFT AND PADDLE	Durable yet lightweight, the shaft and paddle are designed to help smaller hands grip their stick the right way so that they can better hold onto it when making their first saves.
BLADE GEOMETRY	ADAPTED YOUTH BLADE	Designed with the next generation of goalies in mind, the adapted blade allows the stick to lie correctly on the ice to ease kids' stability and help them stop more pucks.




GOALIE CURVE CHART









P1 (142-3)

POSITION	HEEL	BENEFITS	FOR GOALIES WHO LIKE TO CLEAR THE ZONE IN THE AIR AND/OR OFF THE GLASS
SIZE	MEDIUM		
OPENESS	VERY OPENED		



P4 (182-2)

POSITION	HEEL	BENEFITS	DEEP CURVE TO HELP MOVE THE PUCK UP QUICKLY
SIZE	BIG		
OPENESS	SLIGHTLY OPENED		

GOALIE STICK REVIEW	2026 PRO	2026	2026 70	<i>PHENOM</i>
LENGTH	SR: 27, 26, 25, 24 INT: 23 JR: 21	SR: 27, 26, 25, 24 INT: 23 JR: 21	SR: 26, 25, 24	JR: 23, 21 YT: 20, 18
CURVE / SIDE	L: P4 P1 <small>BOOKING ONLY</small> R: P4	L: P4 P1 <small>BOOKING ONLY</small> R: P4	L: P4 R: P4	L: P4 R: P4
SHAFT SHAPE	V-SHAPE	V-SHAPE	V-SHAPE	V-SHAPE
SHOULDER SHAPE	SR: STEEP INT: DOUBLE STEEP JR: DOUBLE STEEP	SR: STEEP INT: DOUBLE STEEP	SR: REGULAR	JR: REGULAR YT: REGULAR
STOCK COLOUR(S)				
BOOKING COLOUR(S)			----	----
CUSTOM AVAILABILITY	YES	----	----	----

CUSTOMIZER


PLEASE VISIT FOR MORE INFORMATION: [CCMHOCKEY.COM/EN/PRODUCT/GOALIE/CUSTOMIZER](https://www.ccmhockey.com/en/product/goalie/customizer)
PLEASE ASK YOUR REP TO BOOK CUSTOM STICKS (BOOKING CUSTOMIZER)

COMPOSITE - 2026 PRO

- 1 Handle
- 2 Shoulder
- 3 Paddle
- 4 CCM logo
- 5 Tacks logo

COLOR OFFERING:

- ☐ -White
- ☐ -Orange
- ☐ -Maroon
- ☐ -Teal
- ☐ -Red
- ☐ -Light Blue
- ☐ -Phoenix Red
- ☐ -seethrough(only available for ccm and tacks logo)
- ☐ -Royal
- ☐ -Forest Green
- ☐ -Black
- ☐ -Silver
- ☐ -Sport Gold
- ☐ -Navy
- ☐ -Purple
- ☐ -Kelly Green
- ☐ -Gold



EFLEX 7 CHEST PROTECTOR

MAXIMIZE YOUR DOMINANCE IN FRONT OF THE NET WITH THE NEW EFLEX 7 CHEST PROTECTOR, FEATURING AMPLIFIED NET COVERAGE, PRO-LEVEL IMPACT PROTECTION AND AN ENHANCED FIT PROFILE. TARGETED UPGRADES, INCLUDING INCREASED FLOATER WIDTH WITH A DYNAMIC SHOULDER CONTOUR AND THE NEW ADPTFIT ELBOW DESIGN. COMBINED WITH THE PERFORMANCE BENEFITS OF AER-TEC THERMOREGULATION, YOU'LL MOVE FASTER AND REACT QUICKER.

TECH 001

AER-TEC SUSPENSION & VENTILATION SYSTEM

INNOVATIVE BACK PLATE DESIGN THAT IS BUILT TO CREATE AIR CHANNELS AND INCREASE THE AIR FLOW ALONG YOUR BACK - HELPING TO REGULATE YOUR BODY TEMPERATURE AND ENHANCE YOUR PUCK-STOPPING PROWESS.

TECH 002

MAX FLEX FIT WITH COVERAGE

NEW FLOATER PROFILE INCREASES COVERAGE AND WITH AN ENHANCED CONTOURED FIT AT THE SHOULDERS FOR GREATER RANGE OF MOTION. THE RE-DESIGNED ELBOW SLEEVE AND CAP SLIDES ON WITH COMFORTABLE EASE, WHILE STAYING FLEXIBLE AND SECURE FOR YOU TO REACT WITH SPEED.

TECH 003

D30® D30® SMART MATERIAL

STRATEGIC INTEGRATION INTO THE STERNUM AND CLAVICLE FOR THE BEST PROTECTION IN THE MOST VULNERABLE AREAS.





BOOKING COLOR
ABEFX7CC



ABEFX7 EFLEX 7 CHEST PROTECTOR

ADPTFIT



SIZES	SR	S, M, L, XL	\$
	INT	M, L	\$

TECHNOLOGIES	MAX FLEX FIT AER-TEC SUSPENSION SYSTEM AER-TEC VENTILATION SYSTEM	ADPTFIT D30®
FIT	MAX FLEX FIT WITH COVERAGE Square coverage up top that tapers in for a mobile fit.	
BACK / SPINE	AER-TEC SUSPENSION SYSTEM* Optimal airflow and breathability for improved performance. *SR Only	
LINER	AER-TEC VENTILATION SYSTEM Perforated foams and abrasion-resistant mesh design for greater breathability.	
STERNUM & CLAVICLE	MOLDED HD FOAM WITH D30® Maximum impact protection.	
SHOULDER FLOATERS	NET COVERAGE DESIGN WITH ADJUSTABLE WRAP Increases net presence while sitting balanced on the body.	
ELBOW	ADPTFIT ADJUSTABLE ELBOW WITH COMFORT CAP Comfort sleeve design with multiple fit adjustments.	
RIBS	MULTI-SEGMENTED HD/LD VENTILATED ZOTE FOAM Extended impact protection & coverage with added breathability.	
CHEST	MULTI-SEGMENTED HD VENTILATED ZOTE FOAM Maximum protection that is shaped to move with the body.	
BICEP/ FOREARM	COMPRESSION-MOLDED HD ZOTE FOAM Maximum protection and mobility.	
SHOULDER CAP	COMPRESSION-MOLDED HD FOAM WITH FLEX POINT Optimized coverage with increased range of motion.	
BOOKING COLOR	ABEFX7CC: BLACK (SR ONLY)	
SIZING SPEC	SEE PAGE 146 & 147 FOR THE GOALIE SIZING CHART	



ABE7.9 EFLEX 7.9 CHEST PROTECTOR

ADPTFIT



SIZES	SR	S, M, L, XL	\$
	INT	S, M, L	\$

TECHNOLOGIES	MAX FLEX FIT AER-TEC VENTILATION SYSTEM ADPTFIT
FIT	MAX FLEX FIT WITH COVERAGE Square coverage up top that tapers in for a mobile fit.
BACK / SPINE	AER-TEC VENTILATION SYSTEM Mobile design with added breathability.
LINER	MAX COMFORT LINER Segmented liner with plush padding for added absorption and a flexible and comfortable fit.
STERNUM & CLAVICLE	MOLDED HD FOAM Great impact protection.
SHOULDER FLOATERS	NET COVERAGE DESIGN WITH ADJUSTABLE WRAP Increases net presence while sitting balanced on the body.
ELBOW	ADPTFIT ADJUSTABLE ELBOW WITH COMFORT CAP Comfort sleeve design with multiple fit adjustments.
RIBS	MULTI-SEGMENTED HD/LD VENTILATED FOAM Extended impact protection & coverage with added breathability.
CHEST	MULTI-SEGMENTED HD/LD FOAM Optimized protection that is shaped to move with the body.
BICEP/ FOREARM	COMPRESSION-MOLDED HD FOAM Superior protection and mobility.
SHOULDER CAP	COMPRESSION-MOLDED HD FOAM WITH FLEX POINT Optimized coverage with increased range of motion.
SIZING SPEC	SEE PAGE 146 & 147 FOR THE GOALIE SIZING CHART

PRO SPEC CHEST PROTECTOR



THE NHL'S #1 CHEST PROTECTOR DESIGN IS NOW AVAILABLE FOR EVERY ASPIRING PRO! YOU STRIVE TO GET BETTER EVERYTIME YOU HIT THE ICE AND CHALLENGE THE BEST OF THEM TO TRY TO GET ONE PAST YOU. THE SHOTS GET HARDER, FASTER, HEAVIER? NO PROBLEM, YOU'RE READY. BUILT TO PROTECT FROM SHOTS FROM THE BEST OF THEM, THE CCM PRO SPEC IS DESIGNED FOR YOU TO FEARLESSLY STEP IN FRONT OF WHATEVER ANY PLAYER FIRES AT YOU.

TECH 001

MAXIMUM PROTECTION

FEATURING MOLDED HD FOAMS THROUGHOUT WITH TARGETED PROTECTION ENHANCEMENTS IN THE BICEPS, FOREARMS, RIBS AND BELLY AREA, ALONG WITH D30® ADDED TO THE VULNERABLE AREA AROUND THE STERNUM.

TECH 002

MOVE WITH EASE

NO MATTER HOW PROTECTED YOU ARE, SAVE MECHANICS AND MOBILITY IS INTEGRAL WITH STRATEGIC SEGMENTATION AND A MOBILE FIT PROFILE, YOU'LL MAINTAIN AGILITY FROM ONE SAVE TO THE NEXT.

TECH 003

NHL FIT REGULATIONS

TO PLAY LIKE A PRO, YOU HAVE TO PLAY BY THEIR RULES. BUILT ACCORDING TO NHL REGULATIONS - INCLUDING OPTIMIZED TAPERING OF THE SHOULDER CAP, FLOATER AND BICEPS. YOU GET THE SAME ELITE-PROTECTION AND PERFORMANCE-INSPIRED DESIGN THAT GOALIES HAVE ADAPTED TO FOR EVEN GREATER SPEED, MOVEMENT AND OVERALL OWNERSHIP OF THE CREESE.

ABPROSPEC PRO SPEC CHEST PROTECTOR

SIZES SR FIT 1, FIT 2, FIT 3, FIT 4 \$



FIT	PRO SPEC Ultimate protection built according to NHL regulations.	ELBOW	INDEPENDENTLY ADJUSTABLE ELBOW WITH COMFORT FIT CAP Personalized fit and great mobility.
BACK / SPINE	AER-TEC VENTILATION SYSTEM Optimal airflow and breathability for improved performance. Also includes Fight Strap.	RIBS	MULTI-SEGMENTED HD FOAM WITH COMFORT PADDING Maximum impact protection with extended coverage.
AIR FLOW	BREATHABLE FOAMS & LINER Perforated foams and liner for improved breathability.	CHEST	MULTI-SEGMENTED MAX THICKNESS HD/LD FOAM Maximum protection with a mobile fit.
STERNUM & CLAVICLE	MOLDED HD FOAM WITH D30® Maximum impact protection.	BICEP / FOREARM	COMPRESSION-MOLDED HD ZOTE FOAM WITH ADDED PADDING Elite protection from high impacts.
SHOULDER WINGS	TAPERED SEGMENTED DESIGN WITH HD FOAM Excellent range of motion with added protection.	SHOULDER CAP	DUAL-LAYER SEGMENTED DESIGN Excellent Range of Motion with added protection.
		SIZING SPEC	SEE PAGE 146 & 147 FOR THE GOALIE SIZING CHART

BUILT WITH PRO GOALIES IN MIND, THE PRO SPEC GOALIE PANT IS DESIGNED TO OFFER THE COVERAGE, PROTECTION AND MOBILITY NEEDED TO PLAY AT YOUR BEST. FEATURING OUR NHL-LEVEL BUILD, NEW CUT-RESISTANT COVERAGE AND THE PERFORMANCE BENEFITS OF AER-TEC, YOU CAN BLOCK, REACT AND FEARLESSLY FACE ANY SHOT COMING YOUR WAY.

TECH 001

NHL CONSTRUCTION

FEATURING MOLDED PE & HD FOAMS WITH TARGETED PROTECTION ENHANCEMENTS IN ALL IMPACT AREAS. ROUNDED LEG DESIGN MAXIMIZES MOBILITY WHILE FOLLOWING NHL FIT REGULATIONS.

TECH 002

MOVE WITH EASE

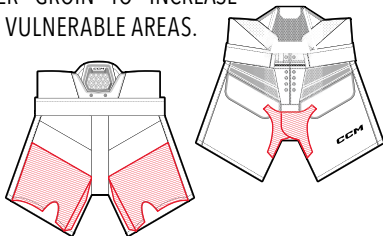
NEW DOUBLE-FLAP DESIGN MAINTAINS OVERLAPPING COVERAGE AS YOU MOVE THROUGH MULTIPLE STANCES AND SAVE SEQUENCES. THE SEGMENTED WAIST + SPINE DESIGN PROVIDES A MOBILE FIT WHILE ACCOMMODATING TUCK & UNTUCKED PREFERENCES. ELASTIC STRETCH PANELS ENSURE YOUR FLEXIBILITY IS ON FULL DISPLAY WHEN YOU NEED IT MOST.

TECH 003

CUT-RESISTANT PROTECTION

NEW A6 CUT-RESISTANT MATERIAL IS INTEGRATED ALONG THE BACK OF THE LEG AND INNER GROIN TO INCREASE PROTECTION IN VULNERABLE AREAS.

ANSI
LEVEL 6



PRO SPEC GOALIE PANTS



NEW

HPG26A PRO SPEC GOALIE PANT

SIZES SR FIT 0, FIT 1, FIT 2, FIT 3, FIT 4 \$

SIZES

SR	FIT 4	WAIST: 38" - 42"	\$
SR	FIT 3	WAIST: 36" - 40"	\$
SR	FIT 2	WAIST: 34" - 38"	\$
SR	FIT 1	WAIST: 32" - 36"	\$
SR	FIT 0	WAIST: 30" - 34"	\$



FIT	NHL PRO SPEC FIT Built for maximum protection while maintaining full mobility. Open fit along the waist that easily adapts for goalies who prefer to tuck. *NHL-regulated thigh guard contour.	WAIST	OPEN WAIST WITH MULTIPLE FLEX POINTS FOR IMPROVED FIT AND MOBILE PROTECTION. MOLDED FOAM AND PE FOR ADDED IMPACT STRENGTH. *NON-NHL SPEC REMOVABLE INNER BELT ALSO INCLUDED
LENGTH EXTENSION	HIDDEN ZIPPER WITH 1" LENGTH EXTENDER	THIGH PROTECTION	MULTI-LAYERED MOLDED FOAM AND PE FOR MAXIMUM IMPACT PROTECTION.
HIP / GROIN PROTECTION	SEGMENTED DOUBLE-FLAP DESIGN Overlapping coverage for maximum protection with added flexibility.	SHELL	420D HIGH-ABRASION NYLON WITH ADDED BREATHABILITY AND STRETCH ZONES.
SPINE	AER-TEC VENTILATION SYSTEM WITH FLEX FIT Maximized airflow to promote sweat evaporation for improved performance. Segmented integration into the pant for improved fit and feel.	CUT RESISTANCE	A6 CUT-RESISTANT SHELL ALONG THE BACK OF THE LEG AND INNER GROIN AREA FOR MAXIMUM SKATE-CUT PROTECTION.
LINER	AER-TEC VENTILATION SYSTEM Perforated liner with airflow channels for maximum breathability.	SIZING SPEC	SEE PAGE 146 & 147 FOR THE GOALIE SIZING CHART



XF GOALIE PANTS

MOVE FASTER AND REACT QUICKER FROM PUCK DROP TO THE FINAL BUZZER. THE CCM XF GOALIE PANT BRINGS YOU ULTIMATE MOBILITY AND PROTECTION, BUT NOW WITH THE PERFORMANCE BENEFIT OF KEEPING YOUR BODY TEMPERATURE MORE REGULATED THAN EVER BEFORE. YOU SWEAT HARD FOR EVERY SAVE YOU MAKE, DON'T LET IT SLOW YOU DOWN - LET IT FUEL YOU.

FEEL COOLER PLAY SMARTER

TECH 001

AER-TEC VENTILATION SYSTEM

INNOVATIVE SPINE AND LINER DESIGN THAT IS BUILT TO INCREASE THE AIRFLOW THROUGH THE PANTS AND ALONG YOUR LOWER BACK - HELPING TO REGULATE YOUR BODY TEMPERATURE AND ENHANCE YOUR PUCK-STOPPING PROWESS.



TECH 002

MAX FLEX FIT

BUILT TO MOVE WITH MAXIMUM SEGMENTATION THROUGHOUT. COMBINE THE RELAXED AND FLEXIBLE OUTER FIT WITH THE ADJUSTABLE FIT+ INNER BELT SYSTEM, YOU CAN DIAL IN YOUR FIT AND MOVE WITH EASE.

TECH 003

D30® D30® SMART MATERIAL

STRATEGIC INTEGRATION INTO GROIN AREA FOR THE BEST PROTECTION FROM REPEATED HIGH IMPACT SAVES.





HPGXF CCM XFF GOALIE PANT

SIZES SR S, M, L, XL \$



HPGF9 CCM F9 GOALIE PANT

SIZES SR S, M, L, XL \$
INT S, M, L \$



HPGF5 CCM F5 GOALIE PANT

SIZES JR S, M, L \$

FIT	MAX FLEX FIT Built for maximum mobility while maintaining coverage. Adapts easily for goalies that prefer to tuck.	FIT	MAX FLEX FIT Built for maximum mobility while maintaining coverage. Adapts easily for goalies that prefer to tuck.	FIT	MAX FLEX FIT Built for maximum mobility while maintaining coverage. Easy to adapt the fit.
LENGTH EXTENSION	HIDDEN ZIPPER WITH 1" LENGTH EXTENDER	LENGTH EXTENSION	SR: N/A INT: HIDDEN ZIPPER WITH 1" LENGTH EXTENDER	LENGTH EXTENSION	HIDDEN ZIPPER WITH 1" LENGTH EXTENDER
BELT	FIT+ INNER BELT SYSTEM Improved fit and feel that can be adapted for comfort, mobility, and tuck preferences.	BELT	FIT+ INNER BELT SYSTEM Improved fit and feel that can be adapted for comfort, mobility, and tuck preferences.	BELT	FIT+ INNER BELT SYSTEM Very adjustable personalized fit system.
HIP / GROIN PROTECTION	FLEXMOTION DESIGN WITH SEGMENTED D30® FOAM Maximum mobile protection for dynamic movements from save to save.	HIP / GROIN PROTECTION	FLEXMOTION DESIGN WITH SEGMENTED HD FOAM Mobile protection for dynamic movements from save to save.	HIP / GROIN PROTECTION	FLEXMOTION DESIGN WITH SEGMENTED PE FOAM Move with ease and protection from save to save.
SPINE	AER-TEC VENTILATION SYSTEM WITH MOLDED HD FOAM Maximized airflow to promote sweat evaporation for improved performance.	SPINE	MOLDED HD FOAM AND SEGMENTED CONSTRUCTION Great protection with a mobile design for improved fit and movement.	SPINE	PE FOAM WITH SEGMENTED DESIGN Mobile design for improved fit and movement.
LINER	AER-TEC VENTILATION SYSTEM Perforated liner with airflow channels for maximum breathability.	LINER	BREATHABLE SEGMENTED LINER Multi-layered liner for great breathability and comfort.	LINER	COMFORT LINER Padded liner for great fit and comfort.
WAIST	CONTOURED FIT WITH MOLDED HD/LD FOAM	WAIST	CONTOURED FIT WITH MOLDED PE FOAM	WAIST	CONTOURED FIT WITH MOLDED PE FOAM
THIGH PROTECTION	ADJUSTABLE INNER AND OUTER THIGH PROTECTION	THIGH PROTECTION	ADJUSTABLE INNER AND OUTER THIGH PROTECTION	THIGH PROTECTION	MOLDED PE
MATERIAL	420D HIGH-ABRASION NYLON ADDED BREATHABILITY AND STRETCH ZONES	MATERIAL	400D NYLON WITH STRETCH ZONES	MATERIAL	400D NYLON WITH STRETCH ZONES
SIZING SPEC	SEE PAGE 146 & 147 FOR THE GOALIE SIZING CHART	SIZING SPEC	SEE PAGE 146 & 147 FOR THE GOALIE SIZING CHART	SIZING SPEC	SEE PAGE 146 & 147 FOR THE GOALIE SIZING CHART

COLORS



BLACK

NAVY

RED

COLORS



BLACK

NAVY

COLORS



BLACK

NAVY
(JR ONLY)



BG580W40 WHEELED GOALIE BAG

FEATURES

- 3x heavy duty all terrain wheels
- Zipper YKK main opening
- Removable skates/ helmet dividers
- Goalie stick sleeve (fits 2)
- Bungee cords to hold goalie pads on top of bag
- Fast pocket for personal items
- Outside "wet" side pocket with mesh ventilation
- Inside accessories pocket
- Blade pocket
- ID pocket

SIZES 40" L X 20" H X 20" W \$

LOGO Reflective

CONTENT Tarpaulin 70% PVC + 30% Polyester
High density 600D 100% Polyester
with PVC coating

COLOR Black (12)



BLACK/
WHITE



NAVY/WHITE



BLACK/RED

BGPRO42 PRO CARRY GOALIE BAG

FEATURES

- Reinforced webbed side and end carry handles
- Internal zippered mesh accessory pocket
- Player ID pocket

SIZES 42" L X 23" H X 23" W \$
(VOLUME: 16,800 INCH³)

CONTENT Tarpaulin 70% PVC + 30% Polyester
High density 600D 100% Polyester
with PVC coating

COLOR Black/White
Navy/White
Black/Red

BGPRO42V2 PRINTABLE PRO CARRY GOALIE BAG

BOTH SIDE PANELS BLANK SO YOU CAN PROUDLY
DISPLAY YOUR TEAM LOGO.



BLACK



NAVY



RED

BGCORE42 PRO CORE GOALIE BAG

FEATURES

- 2 large internal accessory pockets
- One removable side panel so you can proudly display your team logo
- Reinforced webbed carrying handles at each end
- Player ID pocket

SIZES 42" L X 23" H X 23" W \$
(VOLUME: 16,800 INCH³)

CONTENT Pro-quality 600D polyester
construction.

COLOR Black, Navy, Red



BGPROW44 / BGPROW40 PRO WHEELED GOALIE BAG

MATERIALS

1680D polyester reinforced along the bottom
with tarpaulin fabric.

WHEELS

3 all-terrain wheels.

COMPARTMENTS

U-shape opening.

SIZES 44" L X 24" H X 24" W \$
(VOLUME: 25,344 INCH³)
40" L X 23" H X 23" W \$
(VOLUME: 16,800 INCH³)

HANDLES Multiple reinforced
exterior handles.

ACCESSORIES Side interior pocket /
Player ID pocket

COLORS Black



TCGPRO BQ SHIRT STYLE THROAT COLLAR

SIZES	SR	L/XL - 34CM - 43CM	\$
	JR	S/M - 26CM - 35CM	\$

FEATURES

- Mesh shirt made with ballistic nylon for maximum durability and abrasion resistance
- Soft, comfortable neck coverage
- Maximum sternum and clavicle protection
- CE and BNQ certified



TCG900 BQ THROAT COLLAR

SIZES	SR	M/L/XL - 30CM - 43CM	\$
	JR	S/M - 26CM - 35CM	\$

FEATURES

- Articulating protection
- Soft, comfortable neck coverage
- CE and BNQ certified



KPBELT GOALIE KNEE PROTECTOR WAISTBAND

SIZES	SR	WAIST: 32" - 42"	\$
	INT	WAIST: 28" - 32"	\$
	JR	WAIST: 22" - 28"	\$

FEATURES

- 2.5 heavy-duty stretch with adjustable waistband
- Extra durable 1.25" thigh straps with adjustable buckles



NEW
GJPRO26
CCM PRO
GOALIE PELVIC PROTECTOR

SIZES SR 30"- 38" \$



NEW
GJCCM26
CCM
GOALIE PELVIC PROTECTOR

SIZES SR 30"- 38" \$
INT 26"- 30" \$

PELVIC
PROTECTION

MOLDED DOUBLE CUP WITH D30®
Maximum impact protection.

PELVIC
PROTECTION

MOLDED SINGLE CUP
High impact protection.

HIP &
ABDOMEN
PROTECTION

HD MOLDED FOAMS
Maximum protection across the groin and hip area.

HIP &
ABDOMEN
PROTECTION

MULTI-DENSITY MOLDED FOAMS
Strong protection across the groin and hip area.

MOBILITY

FLEXMOTION
Hinge design for dynamic movement
while maintaining full coverage.

MOBILITY

FLEXMOTION
Hinge design dynamic movement
while maintaining full coverage.

LINER

PERFORATED MESH AND COMFORT PADDING
Added breathability with premium comfort.

LINER

PERFORATED MESH AND COMFORT PADDING
Added breathability with premium comfort.

ADJUSTMENTS

**ELASTIC WAIST BAND WITH DUAL-SIDED ADJUSTABILITY
FOR A MORE SECURE FIT.**
Adjustable elastic strap around the thigh.

ADJUSTMENTS

**ELASTIC WAIST BAND WITH EASY ADJUSTMENT
FOR A MORE SECURE FIT.**
Adjustable elastic strap around the thigh.



NEW
GJPHNM
CCM PHENOM
GOALIE PELVIC PROTECTOR

SIZES JR 22"- 26" \$



GJILLPRO
CCM WOMEN'S
GOALIE PELVIC PROTECTOR

SIZES WOMEN 28"- 34" \$
GIRL 22"- 26" \$

PELVIC
PROTECTION

MOLDED SINGLE CUP
High impact protection.

PELVIC
PROTECTION

MOLDED INSERT
High impact protection.

HIP &
ABDOMEN
PROTECTION

MULTI-DENSITY MOLDED FOAMS
Strong protection across the groin
and hip area.

HIP &
ABDOMEN
PROTECTION

HD FOAMS
Strong protection across the groin
and hip area.

MOBILITY

FLEXMOTION
Hinge design for easy movements
and improved coverage.

MOBILITY

ERGONOMIC SHAPE & FIT
Great range of motion while maintaining coverage.

LINER

PERFORATED MESH AND COMFORT PADDING
Added breathability with premium comfort.

LINER

COMFORT PADDING
Soft and comfortable feel.

ADJUSTMENTS

EASY TO ADJUST WAIST BAND FOR IMPROVED FIT.
Adjustable elastic strap around the thigh.

ADJUSTMENTS

ADJUSTABLE WAIST BAND FOR IMPROVED FIT.
Adjustable elastic strap around the thigh.



KPPRO CCM PRO KNEE PADS

SIZES SR \$



KPXF CCM XF KNEE PADS

SIZES SR \$ INT \$

FIT

MAX COVERAGE & MOBILITY

Modernized Pro design for full range of motion with expansive wrap around the thigh and knee.

FIT

ASYMMETRICAL FIT WITH COVERAGE & MOBILITY

Inspired by Goalie biomechanics to fit as an extension of the knee and its movements.

MOBILITY

INDEPENDENT THIGH AND KNEE DESIGN

Allows for dynamic movement while maintaining coverage.

MOBILITY

INDEPENDENT THIGH AND KNEE DESIGN

Allows for dynamic movement while maintaining coverage.

PROTECTION

INJECTION MOLDED WITH D30®

Extended thigh protection flap.

PROTECTION

MOLDED HD FOAMS

Extended thigh and knee design.

KNEE

DONUT-DESIGN FOR ANATOMICAL FIT

Grip comfort padding for greater stability.

KNEE

ANATOMICAL KNEE CUP DESIGN

Asymmetrical inner and outer knee wrap for optimized movements.

LINER

PERFORATED MESH AND FOAMS

Added breathability.

LINER

MOISTURE-WICKING LINER

Improved sweat management.

ADJUSTMENTS

3 ADJUSTMENT POINTS TO KEEP IT IN PLACE.

Fits with KPBELT

ADJUSTMENTS

3 ADJUSTMENT POINTS TO KEEP IT IN PLACE

Fits with KPBELT



KPF5
CCM F5
KNEE PADS

SIZES SR \$ INT \$



NEW
KPPHNM
CCM PHENOM
KNEE PADS

SIZES JR \$ YT \$

FIT

FLEXIBLE & SLIM PROFILE

Comfortable & mobile wrap around the knee for a lightweight and easy to flex fit.

FIT

MOBILE COVERAGE

Flexible feel that is shaped for protection and coverage around and above the knee.

MOBILITY

STRATEGIC FLEX POINTS

Follows the movements of the knee.

MOBILITY

MULTI-PART DESIGN

Independent thigh guard for a more secure fit and flexible feel.

PROTECTION

MULTI-LAYERED FOAMS & PE

PROTECTION

MULTI-LAYERED FOAMS & PE

KNEE

CONTOURED SHAPE

Wrap around the knee with comfort padding.

KNEE

DONUT-DESIGN

Comfort padding with knee zone for a more secure fit.

LINER

COMFORT LINER

Comfortable wrap and landing.

LINER

COMFORT LINER WITH TACTILE FINISH

Comfortable wrap and landing with a more secure fit.


ADJUSTMENTS

2 ADJUSTMENT POINTS FOR A SECURE FIT.


ADJUSTMENTS

3 ADJUSTMENT POINTS FOR A SECURE AND PERSONALIZED FIT.

GOALIE ARCHITECTURE



GP2026PRO 2026 PRO GOALIE PADS



GP2026 2026 GOALIE PADS

KEY FEATURES

CROSS GLIDE TECHNOLOGY + SPEED CHANNEL
Incredibly fast sliding material with strategically shaped landing area to maximize speed & balance.

FZN 150-V CORE + INFINITE POWER REBOUND
Lightweight core shaped & built for functional stiffness and predictable, powerful rebounds.

ADPTFIT 360 Secure and comfortable strapping with two adjustment zones for personalized performance.

KEY FEATURES

CROSS GLIDE TECHNOLOGY WITH DRS+
Incredibly fast sliding material for quick & efficient movements.

FZN 150-V CORE Lightweight core built for full butterfly coverage and greater rebound control.

ADPTFIT
Secure and comfortable strapping with inner and outer straps for improved fit & performance.



GPEFX7 EFLEX 7 GOALIE PADS



GPE7.9 EFLEX 7.9 GOALIE PADS



GPE7.5 EFLEX 6.5 GOALIE PADS



GPPHNM PHENOM-JR GOALIE PADS

KEY FEATURES

CROSS GLIDE TECHNOLOGY WITH DRS PRO+
Incredibly fast sliding material with HD inside edge for quick & efficient movements.

INFINITE POWER REBOUND + DUALITECORE
Powerful rebound pop, while maintaining dynamic flex through the pad core.

QUICK MOTION STRAP SYSTEM 3 Responsive and adjustable strapping system built for optimal pad rotation with added comfort and wrap.

KEY FEATURES

CROSS GLIDE TECHNOLOGY WITH DRS+
Incredibly fast sliding material for quick & efficient movements.

DUALITECORE Stiff and stable thigh rise with a more flexible feel below the knee and into the boot.

QUICK MOTION STRAP SYSTEM 3 Responsive and adjustable strapping system built for optimal pad rotation with added comfort and wrap.

KEY FEATURES

FAST SLIDING INNER EDGE
Great seal, balance and quick movements across the crease.

LITECORE
Incredibly lightweight and shaped to deflect pucks out with ease.

ADPTFIT
Adjustable fit system with added comfort and wrap.

KEY FEATURES

MULTI-LAYER HEXA KNEE STACK
Added comfort and mobility with great seal and balance.

LITECORE
Lightweight feel and shaped for 5-hole coverage and deflecting pucks out.

ADPTFIT BUTTERFLY
Simple and adjustable fit system built for comfort and easy butterfly rotation.



GM2026PRO 2026 PRO GLOVE



G2026 2026 GLOVE

KEY FEATURES

590 WITH D30®
Classic 590 shape and feel, effortless open & close, greater control and max protection.

VORTX POCKET
Increased pocket area with soft skate lace and deep, round T for puck retention.

SENSAGRIP
Comfort memory foam layer base with new grip texture along the base of the palm.

KEY FEATURES

590
Classic 590 shape and feel, effortless open & close, and greater control.

VORTX POCKET
Increased pocket area with soft skate lace and deep, round T for puck retention.

CROSS-FORM STRAP
Responsive fit and feel, with optimal wrist mobility.



GMEFX7 EFLEX 7 GLOVE



GME7.9 EFLEX 7.9 GLOVE



GME7.5 EFLEX 7.5 GLOVE



GMPHNM PHENOM-JR GLOVE

KEY FEATURES

580 WITH D30®
Max protection palm, with the enhanced closure and excellent coverage of the 580 shape.

CROSS-FORM STRAP
Responsive fit and feel, with optimal wrist mobility.

FLEX MOTION HD BACKHAND & CUFF
Great range of motion with optimal protection.

KEY FEATURES

580
Fingers to palm closure with easy closure, and great coverage and protection.

CROSS-FORM STRAP
Responsive fit and feel, with optimal wrist mobility.

FLEX MOTION HD BACKHAND & CUFF
Great range of motion and protection.

KEY FEATURES

580
Fingers to palm closure with easy opening/closing and great coverage.

CROSS-FORM STRAP
Responsive fit for easier puck-catching and better glove positioning.

LITECORE
Lightweight core built for effortless glove movement and save reactions.

KEY FEATURES

GAME-READY FIT
Built for easy off-the-shelf opening and closing.

CROSS-FORM STRAP
Great fit with easy adjustability to help position the glove for easy glove saves.

LITECORE
Lightweight feel for quick and reactive saves.



GB2026PRO 2026 PRO BLOCKER



GB2026 2026 BLOCKER

KEY FEATURES

LITECORE Lightweight, balanced HD core built to direct pucks out with power.

X-STIFF SIDEWALL WITH D30® INDEX
Reinforced stiffness and shaped for superior protection, balance, and puck deflection.

FLEXMOTION CUFF Adjustable & flexible for maximum R.O.M. for puck direction and playmaking.

KEY FEATURES

LITECORE Lightweight, strong and balanced core built to direct pucks out.

STIFF SIDEWALL PROTECTION
Rigid construction and shaped great balance, protection and puck deflection.

FLEXMOTION CUFF Adjustable & flexible for great R.O.M. for puck direction and playmaking.



GBEFX7 EFLEX 7 BLOCKER



GBE7.9 EFLEX 7.9 BLOCKER



GBE7.5 EFLEX 7.5 BLOCKER



GBPHNM PHENOM-JR BLOCKER

KEY FEATURES

LITECORE Lightweight, balanced HD core built to direct pucks out with power.

X-STIFF SIDEWALL WITH D30® INDEX
Maximum puck deflection and protection, and shaped for improved stick positioning and coverage.

HEXA+ PALM Textured and durable Pro-level palm for great grip and feel holding the stick.

KEY FEATURES

LITECORE Lightweight, strong and balanced core built to direct pucks out.

STIFF SIDEWALL PROTECTION
Great protection, and shaped for improved stick positioning and coverage.

HEXA PALM Textured and durable palm for great grip and feel holding the stick.

KEY FEATURES

LITECORE Lightweight, balanced core built to direct pucks out.

FLEX MOTION CUFF
Great range of motion and added comfort along the wrist.

HEXA PALM Textured and durable palm for great grip and feel holding the stick.

KEY FEATURES

LITECORE Lightweight, balanced core built to direct pucks out.

FLEX MOTION CUFF
Great range of motion and added comfort along the wrist.

HEXA PALM Textured and durable palm for great grip and feel holding the stick.

YOUTH


**GPPHNM
PHENOM
GOALIE PADS**

KEY FEATURES

QUICK STACK

Great balance and seal when dropping to the ice.

FLY STRAP

Easy parent-friendly strapping for secure fit & easy pad rotation.

FLEXIBLE DESIGN

Mobile design and shape for easier butterfly.


**GMPHNM
PHENOM
GLOVE**

KEY FEATURES

GAME-READY FEEL

Easy to close and catch pucks.

DEEP SINGLE-TEE POCKEY

Big, open pocket for easy glove saves.

ONE-PIECE CUFF

Provides great coverage.


**GBPHNM
PHENOM
BLOCKER**

KEY FEATURES

MOBILE FINGER PROTECTION

Easier to hold onto a goalie stick.

PRE-CURVED DESIGN

Greater rebound control.

MOLDED THUMB

Added impact protection.


**ABPHNM
PHENOM
ARM & BODY**

KEY FEATURES

LIGHTWEIGHT & MOBILE

Easy to move and react to each shot.

STRATEGIC PROTECTION

Full coverage & added protection in vulnerable areas.

EASY ADJUSTMENTS

Improved fit and room to grow throughout.


**HPGPHNM
PHENOM
PANTS**

KEY FEATURES

SEGMENTED DESIGN

Added flexibility.

PROFILED WAIST

Improved fit.

STRETCH ZONES

Full range of motion.


**ABPROSPEC
PRO SPEC
CHEST PROTECTOR**

KEY FEATURES

NHL PROTECTION

Maximum protection to face the hardest shots, built to NHL spec.

AER-TEC VENTILATION SYSTEM

Breathability-focused design throughout for improved on-ice feel and performance.

D30® IMPACT PROTECTION

Enhanced protection in the sternum & clavicle.


**ABEF7
EFLEX 7
ARM & BODY**

KEY FEATURES

MAX FLEX FIT

Increased coverage and balanced feel along the shoulders, and built for ultimate mobility and protection.

AER-TEC SUSPENSION SYSTEM (SR ONLY)

Innovative and strategic airflow and breathability system for improved performance. (SR ONLY)

D30® IMPACT PROTECTION

Enhanced protection in the sternum and clavicle.


**ABE7.9
EFLEX 7.9
ARM & BODY**

KEY FEATURES

MAX FLEX FIT

Increased coverage and balanced feel along the shoulders, and built for excellent mobility.

ADPTFIT

Comfortable and easy adjustable arm & elbow fit system with added comfort padding and a mobile feel.

HD PROTECTION ZONES

Added impact protection, including in the sternum, bicep & ribs.


**ABPHNM
PHENOM-JR
ARM & BODY**

KEY FEATURES

MAX FLEX FIT

Very flexible and mobile feel with added coverage and protection in the floaters and sternum.

LIGHTWEIGHT DESIGN

Lightweight feel makes it easy to react and move quickly.

ADPTFIT 360

Easy adjustments at the shoulders, arms and body for the perfect fit. Added padding for great comfort.


**HPG26
PRO SPEC
GOALIE PANT**

KEY FEATURES

NHL PROTECTION

Maximum protection to face the hardest shots, built to NHL spec.

A6 CUT PROTECTION

Maximum cut protection along the back of the leg and inner groin area.

AER-TEC VENTILATION SYSTEM

Added breathability in the liner and spine for improved on-ice feel and performance.


**HPGXF
CCM XF
GOALIE PANT**

KEY FEATURES

MAX FLEX FIT WITH MOLDED FOAM

Added mobility throughout with optimized protection.

AER-TEC VENTILATION SYSTEM

Breathability-focused design throughout for improved on-ice feel and performance.

D30® THIGH & GROIN

Maximum protection with added coverage.


**HPGF9
CCM F9
GOALIE PANT**

KEY FEATURES

MAX FLEX FIT WITH HD FOAM

Added mobility throughout with added protection.

FIT+ INNER BELT

Ergonomic and adjustable fit.

MESH STRETCH PANELS

Increased range of motion.


**HPGF5
CCM F5
GOALIE PANT**

KEY FEATURES

MAX FLEX FIT

Added mobility throughout.

FIT+ INNER BELT

Ergonomic and adjustable fit.

1" LENGTH EXTENDER

Personalized fit.


**GFAXFSP
TOTAL CUSTOM
AXIS XF
MASK**

KEY FEATURES

AER-TEC FEATURING NEST-TECH
100% FULL NEST TECH Liner Custom printed to your exact head shape from a 360 degree scan for best fit and max airflow.**EXOSHELL COMPOSITE**
Strong carbon fiber shell shaped for ultimate impact deflection and strategic ventilated airflow.**STAINLESS STEEL CAGE WITH SHOCK DAMPENING SYSTEM**
High impact protection with greater force absorption.
**GFAXF
AXIS XF
MASK**

KEY FEATURES

AER-TEC FEATURING NEST-TECH
The ultimate in protection, comfort and fit with the performance benefits of greater airflow throughout.**EXOSHELL COMPOSITE**
Strong carbon fiber shell shaped for ultimate impact deflection and strategic ventilated airflow.**STAINLESS STEEL CAGE WITH SHOCK DAMPENING SYSTEM**
High impact protection with greater force absorption.
**GFAF9
AXIS F9
MASK**

KEY FEATURES

D30® AND I.Q.SHION DRI LINER
Great protection, fit and comfort, and shaped for added airflow.**EXOSHELL FIBERGLASS**
Reinforced fiberglass shell built for strong impact deflection and ventilated airflow.**STAINLESS STEEL CAGE WITH SHOCK DAMPENING SYSTEM**
High impact protection with greater force absorption.
**GFAF5
AXIS F5
MASK**

KEY FEATURES

MULTI-LAYER LINER
Good comfort and strategic protection.**POLYCARBONATE SHELL**
Lightweight and contoured for puck deflection.**KID-FRIENDLY FIT SYSTEM (JR / YT)**
Easy strapping system for easier adjustments and taking the mask on/off.

5000 PRACTICE SERIES

THE QUICKLITE 5000 PRACTICE SERIES IS THE PERFECT GO-TO JERSEY FOR PLAYERS OF ANY AGE. AVAILABLE IN MANY COLORS, THE SIMPLE DESIGN MAKES IT EASY TO EMBELLISH WITHOUT COMPROMISING COLORFASTNESS AND QUALITY.

- HIGH PERFORMANCE, BREATHABLE FABRIC
- OPTIMAL COLOR FASTNESS & SNAG RESISTANCE



COLOR OPTIONS

5000 5000 PRACTICE JERSEY

SIZES	SR	S, M, L, XL, 2XL, INTG, SRG	\$
	JR	XS, S/M, L/XL, G	\$

FEATURES

V-neck collar keeps its shape after wash and wear
Consistent fit through all styles
Woven neck tape & size label
Embroidered CCM

FABRIC

100% Polyester, 135gsm
QLT knit



01 - WHITE

20 - SUNFLOWER

04 - ORANGE

05 - RED

22 - PINK



31 - HARVARD

X5 - VIOLET

11 - KELLY GREEN

13 - DARK GREEN

10 - SKY BLUE



62 - TURQUOISE BLUE

08 - ROYAL

09 - NAVY

78 - MYSTIC GREY

12 - BLACK

FEEL COOLER PLAY SMARTER

7000 PRACTICE SERIES

AER-TEC THERMOREGULATION

ENGINEERED WITH CCM'S INNOVATIVE AER-TEC THERMOREGULATION SYSTEM, THE QUICKLITE 7000 PRACTICE SERIES JERSEY HAS BEEN DESIGNED TO MAXIMIZE THE SCIENTIFICALLY PROVEN BENEFITS OF THERMOREGULATION. PREMIUM FABRICS AND KEY VENTILATION INSERTS KEEP YOU FEELING COOL AND COLLECTED, SO YOU CAN FOCUS ON WHAT REALLY MATTERS. EASY TO EMBELLISH AND COMES IN AN EXTENSIVE NUMBER OF COLORS.

- HIGH PERFORMANCE, BREATHABLE FABRIC
- MESH INSERTS IN KEY HOT SPOTS FOR HIGHER VENTILATION
- ERGONOMIC ARM
- MOISTURE WICKING
- OPTIMAL & COLORFASTNESS
SNAG RESISTANCE



QUICKLITE PRACTICE

COLOR OPTIONS



7000 7000 PRACTICE JERSEY

SIZES	SR	S, M, L, XL, 2XL, INTG, SRG	\$
	JR	XS, S/M, L/XL, G	\$

FEATURES

Next generation stretch collar for added comfort
AER-TECH
Consistent fit through all styles
Woven neck tape & size label
Embroidered CCM (front and back)

FABRIC

100% Polyester, 165gsm
Mid-weight QLT knit



01 - WHITE

20 - SUNFLOWER

04 - ORANGE

05 - RED



11 - KELLY GREEN

13 - DARK GREEN

10 - SKY BLUE

08 - ROYAL



09 - NAVY

78 - MYSTIC GREY

12 - BLACK



SX7000 PRACTICE SOCK

SR 30" \$
INT 27" \$
JR 24" \$
YT 22" \$



FABRIC 100% Polyester, 195gsm
High performance, breathable QLT knit

- FEATURES**
- AER-TECH
 - Two hook and loop fasteners keep sock in place
 - Interlock inserts for better stretch, comfort and mobility
 - Interlock ankle holds pads, enhances fit and maintains shape
 - CCM embroidered logo

COLOR OPTIONS

01 - WHITE
04 - ORANGE
05 - RED
08 - ROYAL
09 - NAVY
10 - SKY BLUE
11 - KELLY GREEN
12 - BLACK
13 - DARK GREEN
20 - SUNFLOWER
78 - MYSTIC GREY



SX5000 TUBE SOCK

SR 30" \$
INT 27" \$
JR 24" \$
YT 22" \$

FABRIC 100% Polyester, 200gsm

- FEATURES**
- Two hook and loop fasteners keep sock in place
 - High performance fabric
 - Resistant to snags
 - CCM embroidered logo

**COLOR
OPTIONS** 01 - WHITE 12 - BLACK
05 - RED 20 - SUNFLOWER
08 - ROYAL 78 - MYSTIC GREY
09 - NAVY



S100P KNIT PRACTICE SOCK

SR 28" \$
INT 24" \$
JR 20" \$
YT 18" \$

FABRIC 100% Polyester

- FEATURES**
- Elasticized ankle holds pads and enhances fit
 - CCM woven sizing label

SOCK COLOR REFERENCES



SEMI-PRO JERSEY & SOCKS

WANT THE PRO LOOK WITHOUT THE PRO PRICE TAG? MADE FROM HIGH PERFORMANCE FABRIC WITH SUPERIOR VENTILATION AND AN ERGONOMIC ARM FIT, THE QUICKLITE 8000 GAME SERIES DELIVERS.

- HIGH PERFORMANCE, BREATHABLE FABRIC
- DOUBLE SHOULDERS
- MESH INSERTS FOR SUPERIOR VENTILATION
- ERGONOMIC ARM
- TACTICAL DRY MOISTURE WICKING
- OPTIMAL COLOR FASTNESS & SNAG RESISTANCE



QUICKLITE GAME



SEMI-PRO GAME JERSEY

SIZES				
SR	S, M, L, XL, 2XL, INTG, SRG	\$		
JR	XS, S/M, L/XL, G	\$		

SEMI-PRO GAME SOCK

SR	30"
INT	27"
JR	24"
YT	22"

S100PT S100PT KNIT GAME SOCK

SR	28"	\$
INT	24"	\$
JR	20"	\$
YT	18"	\$

FABRIC 100% Polyester, 165gsm
Mid-weight QLT knit

- FEATURES
- Next generation stretch collar for added comfort
 - Tactical Dry moisture wicking
 - Double shoulders for durability
 - Consistent fit through all styles
 - 31 NHL team patterns available
 - Woven neck tape & size label
 - Embroidered CCM (front and back)

FABRIC 100% Polyester, 195gsm
QLT knit

- FEATURES
- Tactical Dry moisture wicking
 - Two hook and loop fasteners keep sock in place
 - Interlock inserts for better stretch, comfort and mobility
 - Interlock ankle holds pads, enhances fit and maintains shape
 - 31 NHL team patterns available
 - CCM embroidered logo

FABRIC 100% Polyester

- FEATURES
- Elasticized ankle holds pads and enhances fit
 - 31 NHL team patterns available
 - CCM woven sizing label

*ALL 8000 JERSEYS BOOKING ONLY
*ACTUAL COLORS MAY VARY.

BOSTON



TEAM

WHITE

CALGARY



TEAM

WHITE

DALLAS



TEAM

WHITE

NY LONG ISLAND



TEAM

WHITE

OTTAWA



TEAM

WHITE

TAMPA BAY



TEAM

WHITE

WINNIPEG



TEAM

WHITE

ARIZONA



TEAM

WHITE

BUFFALO



TEAM

WHITE

CHICAGO



TEAM

WHITE

LOS ANGELES



TEAM

WHITE

NY MANHATTAN



TEAM

WHITE

PHILADELPHIA



TEAM

WHITE

VEGAS



TEAM

WHITE

ANAHEIM



TEAM


WHITE

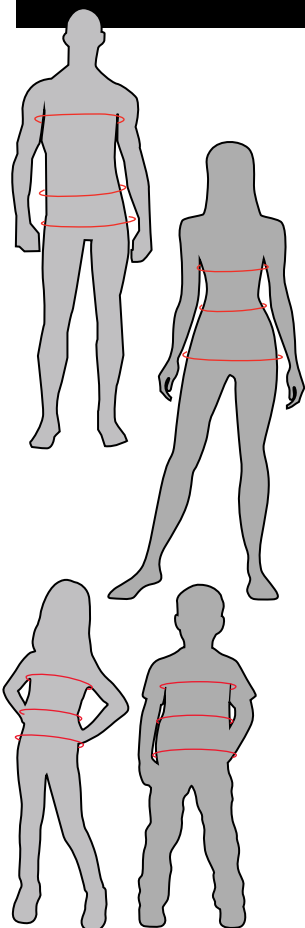
CAROLINA



TEAM

WHITE





APPAREL - MEN BODY MEASUREMENTS (measurements shown are in inches)

ALPHA SIZE	XS	S	M	L	XL	2XL	3XL
CHEST CIRCUMFERENCE	33-35	36-38	39-41	42-44	45-48	49-52	53-58
WAIST CIRCUMFERENCE	26-28	29-31	32-34	35-38	39-43	44-48	49-53
HIPS CIRCUMFERENCE	32-34	35-37	38-40	41-44	45-48	48-52	52-56

NUMERIC SIZE	28	30	32	34	36	38	40
WAIST CIRCUMFERENCE	29.5	31.5	33.5	35.5	37.5	39.5	41.5

APPAREL - WOMEN BODY MEASUREMENTS (measurements shown are in inches)

ALPHA SIZE	XS	S	M	L	XL
CHEST CIRCUMFERENCE	30-32	33-35	36-38	39-41	42-44
WAIST CIRCUMFERENCE	23-25	26-28	29-31	32-34	35-38
HIPS CIRCUMFERENCE	33-35	36-38	39-41	42-44	45-48

APPAREL - YOUTH BODY MEASUREMENTS (measurements shown are in inches)

AGE GROUP / SIZE	3 - 5 / 2XS / 110	5 - 7 / XS / 120	7 - 9 / S / 130	9 - 11 / M / 140	11 - 13 / L / 150	13 - 15 / XL / 160
CHEST CIRCUMFERENCE	24-25	25-26	26-27	27-29	29-31	31-34
WAIST CIRCUMFERENCE	22-23	23-24	24-25	25-27	27-28.5	28.5-30
HIPS CIRCUMFERENCE	25-26	26-27	27-28.5	28.5-31	31-32.5	32.5-34

MEASUREMENT FOR ADULT HEADWEAR

INCHES	CM	HAT SIZE		
		FITTED	FLEX	ADJUSTABLE
20 7/8	51.1	6 3/8	YOUTH	ONE SIZE YT (OSFA)
20 1/2	52	6 1/2		
20 7/8	53	6 5/8		
21 1/4	53.9	6 3/4		
21 5/8	54.9	6 7/8		
22	55.9	7	S/M	ONE SIZE AD (OSFA)
22 3/8	56.8	7 1/8		
22 3/4	57.8	7 1/4		
22 7/8	58.7	7 3/8		
23 1/2	59.7	7 1/2	L/XL	
23 7/8	60.6	7 5/8		
24 1/4	61.6	7 3/4	XL/XXL	
24 5/8	62.5	7 7/8		
25	63.5	8 1/4		

Body sizing: Size specifications are based on body sizing measurements. Use this size chart as a guideline when ordering, allow enough room for ease of movement. Sleeve Length: Measure from the center back of the neck, over the point of shoulder and down the outer side of the arm to the wrist bone. Chest: Measure just under the arms. Waist: Loosely measure the narrowest circumference of the waist. Size charts are for reference only. Fit may vary depending on the construction and materials.

APPAREL FEATURES



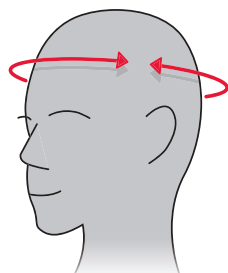
Put sweat in it's place Tactical Dry wicks moisture away from your skin, helping you stay drier and comfortable.



Your body is an amazing heat source Tactical Degree traps body heat and sweat escape.



Stay cool and comfortable Tactical Cool uses ventilation, moisture management and fabric construction to help aid the release of heat.

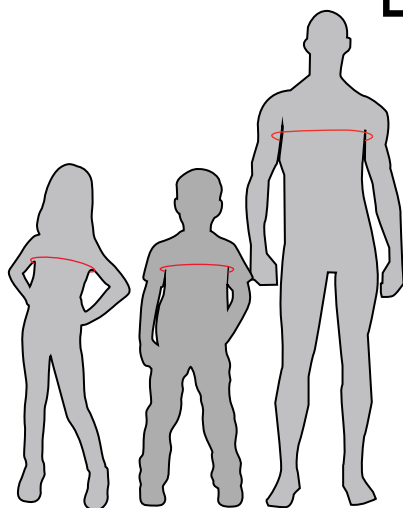


GAMEWEAR - SR BODY MEASUREMENTS (measurements shown are in inches)

ALPHA SIZE	XX2	XS	S	M	L	XL	2XL	3XL
CHEST CIRCUMFERENCE	31-32	33-35	36-38	39-41	42-44	45-48	49-52	53-58
PLAYER JERSEY SIZE	S	S	S	M	L	XL	2XL	2XL
GOALIE JERSEY SIZE	JR	JR	INT	INT	SR	SR	SR	SR

GAMEWEAR - YOUTH BODY MEASUREMENTS (measurements shown are in inches)

AGE GROUP / SIZE	3-5 / XXS	5-7 / XS	7-9 / S	9-11 / M	11-13 / L	13-15 / XL
CHEST CIRCUMFERENCE	24-25	25-26	26-27	27-29	29-31	31-34
PLAYER JERSEY SIZE	XS	XS	S/M	S/M	L/XL	L/XL
GOALIE JERSEY SIZE	JR	JR	JR	JR	JR	JR







NEW
FHO6TB
PULLOVER
HOODIE

BODY /
INSIDE

Our essential everyday hoodie in soft fleece is the perfect piece for going to and from the rink, gym or just lounging around! The brushed fleece interior keeps you warm and cozy. The perfect team staple.

FIT SIZES	REGULAR		
	AD	XS - 3XL	\$
	YT	S - XL	\$

LOGO	Screen print		
CONTENT	65% Polyester / 35% Cotton		
COLORS	Black (12) True Navy (T9) Athletic Grey (U6)		



NEW
TSS6TB
SHORT SLEEVE
T-SHIRT

BODY /
INSIDE

Our classic essential t-shirt in a cotton blend is the perfect piece for working out or just lounging. This t-shirt is a staple in every players closet, you can't go wrong with the classic ccm style tee.

FIT SIZES	REGULAR		
	AD	XS - 3XL	\$
	YT	S - XL	\$

LOGO	Screen print		
CONTENT	75% Polyester / 25% Cotton		
COLORS	Black (12), True Navy (T9), Red (05), White (01)		



TSS5TA
LIGHTWEIGHT
TRAINING TEE

BODY /
INSIDE

Introducing our lightweight training t-shirt engineered for optimal performance. Crafted from a blend of high-quality Polyester and elastane, featuring a CCM logo on the chest, this garment offers comfort and flexibility during your workouts.

FIT	REGULAR		
SIZES	AD	XS - 2XL	\$
	YT	S - XL	\$

LOGO	CCM printed logo		
CONTENT	88% Polyester 12% elastane		
COLORS	Black (12), True Navy (T9), Red (05)		



TSS3TA
SHORT SLEEVE
TRAINING TEE

BODY /
INSIDE

Premium short sleeve crewneck training tee made from a soft circular knit fabric with engineered mesh ventilation, strategically placed where breathability is needed most.

FIT	SLIM		
SIZES	AD	S - 2XL	\$
	YT	S - XL	\$

LOGO	CCM 3D silicone print.		
CONTENT	100% Nylon, 160GSM, Circular knit		
COLORS	Black (12), True Navy (T9), Dark Heather Grey (4B)		



OSS5TA MEN'S SHORT SLEEVE POLO

BODY / INSIDE Elevate your team wardrobe with our updated polo. Featuring a CCM embroidered logo, this garment is a classic pique fabric.

FIT	REGULAR		
	SIZES	AD	S - 2XL
	YT	S - XL	\$

LOGO CCM embroidered logo

CONTENT 60% Cotton 40% Polyester

COLORS Black (12), White (01), True Navy (T9), Red (05)



TLS3TA LONG SLEEVE TRAINING TEE

BODY / INSIDE Premium long sleeve crewneck training tee made from a soft circular knit fabric with engineered mesh ventilation, strategically placed where breathability is needed most.

FIT	REGULAR		
	SIZES	AD	S - 2XL
	YT	S - XL	\$

LOGO CCM 3D silicone print.

CONTENT 100% Nylon, 160GSM, Circular knit

COLORS Black (12), Dark Heather Grey (4B), True Navy (T9)



NEW TLS6RA LONG SLEEVE TRAINING TOP

BODY / INSIDE This light weight training mesh long sleeve top is great for working out in the gym or on the ice. Includes wicking and anti microbial treatment.

FIT	SLIM		
	SIZES	AD	S - 3XL
	YT	S - XL	\$

LOGO Screen print

CONTENT 88% Polyester / 12% Spandex

COLORS Black (12), Charcoal (19), True Navy (T9)
BOOKING ONLY: Open Air (244)



NEW PCF6TB CUFFED JOGGERS

BODY / INSIDE Our essential everyday elasticated jogger in soft fleece is the perfect piece for going to and from the rink, gym or just lounging around! The brushed fleece interior keeps you warm and cozy. The perfect team staple.

FIT	REGULAR		
	SIZES	AD	XS - 3XL
	YT	S - XL	\$

LOGO Screen print

CONTENT 65% Polyester / 35% Cotton

COLORS Black (12), Athletic Grey (U6), True Navy (T9)



SKN3RA TEAM TRAINING SHORT



BODY /
INSIDE

Featuring an exposed CCM jacquard elastic waistband with adjustable drawcord and open side pockets, the team training short makes training day the best day. 7" inseam length.

FIT	REGULAR		
	AD	XS - 2XL	\$
SIZES	YT	S - XL	\$

LOGO CCM heat transfer logo.

CONTENT 93% Polyester, 7% Elastane jersey with moisture wicking, 210gsm

COLORS Black (12), True Navy (T9), Dark Heather Grey (4B)



NEW SWV6RA LIGHTWEIGHT TRAINING SHORT

BODY /
INSIDE

The same lightweight woven anti static fabric you know and love but now with an updated waistband and ccm branded side zip pockets to store your small essentials. Super comfortable a ccm classic style.

FIT	REGULAR		
	AD	S - 3XL	\$
SIZES	YT	S - XL	\$

LOGO CCM 3D silicone print.

CONTENT 100% Polyester

COLORS Black (12), True Navy (T9), Charcoal (19)



NEW FHO6TW2 WOMEN'S PULLOVER HOODIE

BODY /
INSIDE

Our essential everyday hoody in soft fleece is the perfect piece for going to and from the rink, gym or just lounging around! The brushed fleece interior keeps you warm and cozy. The perfect team staple.

FIT	REGULAR		
	W	XS - 2XL	\$

LOGO Screen print

CONTENT 65% Polyester / 35% Cotton

COLORS Black (12), True Navy (T9), Athletic Grey (U6)



NEW TSS6TW2 WOMEN'S SHORT SLEEVE TEE

BODY /
INSIDE

Our classic essential t-shirt in a cotton blend is the perfect piece for working out or just lounging. This t-shirt is a staple in every players closet, you can't go wrong with the classic ccm style tee.

FIT	REGULAR		
	W	XS - 2XL	\$

LOGO Screen print

CONTENT 75% Polyester / 25% Cotton

COLORS Black (12), True Navy (T9), White (01)



TSS3TB WOMEN'S CREW NECK TEE

**BODY /
INSIDE** Your favorite go to tee, with soft
lightweight fabric to keep you cool,
every day, everywhere.

FIT	REGULAR		
	SIZES	W	XS - XL \$

LOGO CCM embroidery

CONTENT 50% Polyester / 25% Cotton /
25% Rayon, 152GSM

COLORS Black (12), True Navy (T9)



TSS4RW WOMEN'S SHORT SLEEVE TRAINING TEE

**BODY /
INSIDE** Features circular knit technology with
breathability holes integrated to help
evaporation, AER-TEC technology and
a soft hand feel fabric. Seamless
construction for added comfort
and flexibility.

FIT	SLIM		
	SIZES	W	XS - XL \$

LOGO CCM 3D silicone PRINT

CONTENT 100% nylon, 160GSM, circular knit W /
Wicking treatment and quickdry

COLORS Black (12), True Navy (T9)



PSS4TW WOMENS POLO

**BODY /
INSIDE** Women's fitted polo. Performance fabric,
breathable and moisture wicking.
Silver yarn acts as anti-microbial.

FIT	REGULAR		
	SIZES	W	XS - XL \$

LOGO Embroidered CCM logo

CONTENT 93% Polyester / 5% Elastane / 2% Silver Jersey

COLORS Black (12), True Navy (T9)



TLS4RW WOMEN'S LONG SLEEVE TRAINING TEE

**BODY /
OTHER** Features circular knit technology with
breathability holes integrated to help
evaporation, AER-TEC technology and
a soft hand feel fabric. Seamless
construction for added comfort
and flexibility.

FIT	SLIM		
	SIZES	W	XS - XL \$

LOGO CCM 3D silicone print

CONTENT 100% Nylon, 160GSM, circular knit W /
Wicking treatment and quickdry

COLORS Black (12), True Navy (T9)


12
BLACK

T9
TRUE
NAVY

TTK4RA WOMEN'S TRAINING CROP TOP

BODY /
INSIDE

Features a high neck crop top, curve hugging design, racer back, wide elastic under the bust and a doubled layer front. Perforated lining and back insert to help evaporation. Hidden pocket at front chest lining.

FIT SIZES	COMPRESSION		
	W	XS - XL	\$
LOGO	CCM heat transfer label		
CONTENT	78% recycled Polyester / 22% elastane interlock one side with light peach in 250g/m².		
COLORS	Black (12), True Navy (T9)		


12
BLACK

T9
TRUE
NAVY

BOOKING ONLY USB5RW WOMEN'S TRAINING SPORTS BRA

BODY /
OTHER

Our new women's sport bra is crafted from a premium blend of elastane and Polyester. Featuring a CCM underbust waistband for great support and comfort.

FIT SIZES	FITTED		
	W	XS - 2XL	\$
LOGO	CCM underbust waistband		
CONTENT	64% Polyester / 36% Elastane		
COLORS	Black (12), True Navy (T9)		


12
BLACK

T9
TRUE
NAVY

01
WHITE

BOOKING ONLY OSS5TB WOMEN'S SHORT SLEEVE POLO

BODY /
INSIDE

Elevate your team wardrobe with our updated polo. Featuring a CCM embroidered logo, this garment is a classic piqué fabric.

FIT SIZES	REGULAR		
	W	XS - XL	\$
LOGO	CCM embroidered logo		
CONTENT	60% Cotton / 40% Polyester		
COLORS	Black (12), True Navy (T9), White (01)		


12
BLACK

T9
TRUE
NAVY

U6
ATHLETIC
GREY

NEW PCF6TW2 WOMEN'S CUFFED JOGGER

BODY /
INSIDE

Our essential everyday elasticated jogger in soft fleece is the perfect piece for going to and from the rink, gym or just lounging around! The brushed fleece interior keeps you warm and cozy. The perfect team staple.

FIT SIZES	REGULAR		
	W	XS - XL	\$
LOGO	Screen print		
CONTENT	65% Polyester / 35% Cotton		
COLORS	Black (12), True Navy (T9), Athletic Grey (U6)		



12
BLACK



T9
TRUE
NAVY

PTL4RA WOMEN'S TRAINING LEGGINGS

BODY /
INSIDE

Features a curve hugging design, a deep cellphone pocket on the side, an adjustable waist and a hidden pocket in the front waistband.

FIT SIZES	COMPRESSION		
	W	XS - XL	\$

LOGO CCM Heat-transfer label

CONTENT 78% recycled Polyester / 22% elastane interlock one side with light peach in 250g/m².

COLORS Black (12), True Navy (T9)



12
BLACK



T9
TRUE
NAVY

NEW SKN6RW WOMEN'S LIGHTWEIGHT TRAINING SHORT

BODY /
INSIDE

These casual shorts are soft, light, quick-drying, and designed to flatter your body, includes wicking and anti microbial treatment your new go to short.

FIT SIZES	REGULAR		
	W	2XS - 2XL	\$

LOGO Screen print

CONTENT 88% Recycled Polyester / 12% spandex

COLORS Black (12), True Navy (T9)



T9
TRUE NAVY



12
BLACK

NEW SKN6RW2 WOMEN'S BIKER SHORTS

BODY /
INSIDE

These soft high waisted 7" bike shorts are great for working out or wearing daily, the wide waistband gives you extra comfort and stays put as you train. Made from recycled polyester spandex includes wicking and anti microbial treatment. This style provides the ultimate comfort for working out it's breathable, and fast drying.

FIT SIZES	REGULAR		
	W	2XS - 2XL	\$

LOGO Screen print

CONTENT 78% Recycled Polyester / 22% spandex

COLORS Black (12), True Navy (T9)



01
WHITE

NEW SOCK3PCK 3 PACK CREW SOCKS

BODY /
OTHER

The essential 3 pack cotton training crew sock, offers a cushioned sole, reinforced heel and toe for extra comfort and arch support.

SIZES	L/XL (10-13)	\$
	S/M (8-10)	\$
	XS - YOUTH (3-6)	\$

LOGO Woven label

CONTENT 78% Cotton / 20% Polyester / 2% Spandex

COLORS White (01)



12
BLACK



T9
TRUE
NAVY



05
RED



19
CHARCOAL

NEW

HCB6TA CUFFED BEANIE

BODY /
OTHER Cuffed flat knit beanie with CCM logo
on a woven label.

SIZES	AD	OSFA	\$
	YT	OSFA	\$

LOGO CCM woven label

CONTENT 70% Acrylic / 30% Recycled Acrylic

COLORS Black (12), True Navy (T9), Red (05)
Charcoal (19)



12
BLACK



T9
TRUE
NAVY



19
CHARCOAL

NEW

HFB6TA FLATBRIM SNAPBACK CAP

BODY /
OTHER Flat brim cap with adjustable plastic snap. Clean
design with embroidered CCM logo on the side.

SIZES	AD	OSFA	\$
	YT	OSFA	\$

LOGO Raised embroidery

CONTENT 100% Recycled Polyester

COLORS Black (12) True Navy (T9)
Charcoal (19)



12
BLACK



T9
TRUE
NAVY



05
RED



19
CHARCOAL

NEW

HPM6TA POM KNIT POLAR FLEECE LINING

BODY /
OTHER Pom knit beanie with fleece lining, block
colored body and a two-colored pom.
CCM logo in intarsia knit, black woven
label on fold up.

SIZES	AD	OSFA	\$
	YT	OSFA	\$

LOGO Jacquard knitted CCM and woven label

CONTENT 70% acrylic / 30% recycled acrylic
fleece lining: 100% polyester

COLORS Black (12) True Navy (T9) Red (05)
Charcoal (19)



12
BLACK



T9
TRUE
NAVY



05
RED



19
CHARCOAL

NEW

HPM6TB POM KNIT HAT

BODY /
OTHER Cuffed flat knit w rib hat, woven
CCM label and topped with
a chunky pom.

SIZES	AD	OSFA	\$
	YT	OSFA	\$

LOGO CCM woven label

CONTENT 70% acrylic / 30% recycled acrylic

COLORS Black (12) True Navy (T9) Red (05)
Charcoal (19)



NEW
HSL6TA
SLOUCH
ADJUSTABLE CAP

BODY/
OTHER

Lightweight, incredibly breathable structured front panel with perforated back and hook and loop closure.

SIZES	AD	OSFA	\$
	YT	OSFA	\$

LOGO Embroidered CCM

CONTENT 100% Organic Cotton

COLORS Black (12) True Navy (T9)
Charcoal (19)



NEW
HST6TA
STRUCTURED
ADJUSTABLE CAP

BODY/
OTHER

Unique rope design on the top of the bill. Lightweight, incredibly breathable structured front panel with moisture wicking Sweatband.

SIZES	AD	OSFA	\$
	YT	OSFA	\$

LOGO CCM woven patch

CONTENT 97% Recycled Polyester /
3% PU Spandex

COLORS Black (12) True Navy (T9)
Red (05) Charcoal (19)



NEW
HTR6TA
MESHBACK
TRUCKER CAP

BODY/
OTHER

Structured cotton front panel paired with a breathable mesh back for enhanced airflow and comfort. Features CCM logo piping on the brim and an embroidered CCM logo on the left side. Finished with an adjustable snapback closure for a customizable fit.

SIZES	AD	OSFA	\$
	YT	OSFA	\$

LOGO Raised embroidery

CONTENT 97% Recycled Polyester

COLORS Black (12) True Navy (T9)
Red (05) Charcoal (19)

SIGNATURE COLLECTION



JRS5TD / YT JRS5TD
LIGHTWEIGHT
RINK SUIT JACKET

BODY/
INSIDE

Body: Our rink suit jacket is built with great features and benefits such as a new breathable fabric that offers a 4-way stretch, reduced noise friction and AER-TEC technology. Features include zippered side pockets, elasticated hem and cuffs for comfort. Strategic placement of interior zippers that allow access for customization.
Inside: Easy access for embellishment, pocket at the bottom and an ID label for easy identification.

FIT	REGULAR		
	AD	S - 3XL	\$
SIZES	YT	2XS - XL	\$

LOGO Strategically positioned embroidered CCM logo provides front left side of the wearer and top back embellishment zones.

CONTENT 100% Polyester
(30D Double knit+Film+50D knit)

COLORS Black (12) True Navy (T9) Red (05)
Charcoal (19) Team Royal (6C)



PR55TA LIGHTWEIGHT RINK SUIT PANT

BODY /
INSIDE

Body: Our rink suit pant is built with great features and benefits such as a new breathable fabric that offers a 4-way stretch, reduced noise friction and AER-TEC technology. Features an adjustable waistband with drawcord, zippered pockets and bottom side zippers. Inside: CCM clear gel grip elastic at waist and bottom, mesh lining and ID label for easy identification.

FIT	REGULAR		
	AD	S - 3XL	\$
SIZES	YT	2XS - XL	\$

LOGO	Strategically positioned embroidered CCM logo		
CONTENT	100% Polyester (30D Double knit + Film + 50D knit)		
COLORS	Black (12) Team Royal (6C)	True Navy (T9) Charcoal (19)	Red (05)



JRM5TA / YT JRM5TA MID-WEIGHT JACKET

BODY /
INSIDE

Body: New 4-way stretch fabric that offers comfort, warmth, reduced noise friction, AER-TEC technology. Features zippered side pockets, easy access at back for embellishments.

Inside: Polar fleece lining inside collar and body for added warmth, inner drop-in pocket, ID label for easy identification.

FIT	REGULAR		
	AD	S - 3XL	\$
SIZES	YT	2XS - XL	\$

LOGO	Strategically positioned embroidered CCM logo		
CONTENT	100% Polyester (30D Double knit + Film + 50D knit). 100% Polyester Microfleece lining.		
COLORS	Black (12)	True Navy (T9)	Charcoal (19)



NEW JQT6TA HYBRID QUILTED JACKET

BODY /
INSIDE

Our hybrid jacket made of recycled poly is great for traveling from game to game or wearing indoors as a layering piece. This style provides style and comfort.

FIT	SLIM		
	AD	XS - 3XL	\$
SIZES	YT	S - XL	\$

LOGO	Embroidered		
CONTENT	100% Recycled Polyester		
COLORS	Black (12)	True Navy (T9)	



JWB4TA MENS WINDBREAKER

BODY /
INSIDE

Packable windbreaker with ripstop fabric. The packable design allows you to fold it up to the back pocket. Features zippered pocket on the right side of the wearer, ventilation opening on the back and reflective tape.

FIT	SLIM		
	AD	XS-2XL	\$
SIZES			

LOGO	Reflective CCM logo		
CONTENT	100% Polyester ripstop 20,000mm water repellent 15,000 g/m2/24h breathability		
COLORS	Black (12) Charcoal (19)	True Navy (T9)	



VQT5TA TEAM QUILTED VEST

BODY /
INSIDE

Body: On the rink or on the road this versatile vest is a cold weather must have, great for layering, it's light and warm. Features a CCM embroidered logo on the chest and YKK zippers at the pockets and center zip.

Inside: Fully lined with Thinsulate

FIT	REGULAR		
	SIZES	AD	S - 2XL
			\$

LOGO	Strategically positioned embroidered CCM logo		
CONTENT	100% Polyester Ripstop, DWR (Durable Water Repellent) Coating		
COLORS	Black (12) True Navy (T9)		



JVT4TA MENS TRAINING VEST

BODY /
INSIDE

Light, warm, highly versatile insulation performs as a stand alone or mid layer resists wind and light weather. Stretch side panels aid ventilation and freedom fit with zippered side pockets.

FIT	SLIM		
	SIZES	AD	XS-2XL
			\$

LOGO	Reflective CCM logo		
CONTENT	100% Polyester		
COLORS	Black (12) True Navy (T9) Charcoal (19)		



FHO4TA TEAM FLEECE HOOD

BODY /
INSIDE

Classic laced hoodie. Updated for easy post-embellishments.

FIT	REGULAR		
	SIZES	AD	XS - 2XL
			\$
		YT	S - XL
			\$

LOGO	CCM embroidery		
CONTENT	Solid colors: 70% cotton, 30% Polyester Dark heather grey: 50% cotton, 50% Polyester		
COLORS	Black (12) True navy (T9) Dark heather grey (4B) Red (05)		



NEW FHO6TA PULLOVER HOODIE

BODY /
INSIDE

Classic laced hoodie. Updated for easy post-embellishments.

FIT	REGULAR		
	SIZES	AD	XS - 3XL
			\$
		YT	S - XL
			\$

LOGO	CCM embroidery		
CONTENT	70% cotton / 30% Polyester		
COLORS	Black (12) Charcoal (19) True navy (T9)		



FHZ5TA TEAM TRAVEL 1/4 ZIP TOP

BODY /
INSIDE

This new athletic quarter zip top is a versatile piece that is perfect for team outings. Made from a soft high-quality recycled fabric, this garment features a CCM embroidered logo and YKK zipper.

FIT	REGULAR		
SIZES	AD	S - 2XL	\$
	YT	S - XL	\$

LOGO Logo: CCM Embroidered logo

CONTENT 49% recycled Polyester, 23% Cotton, 23% Lyocell, 5% Elastane

COLORS Black (12) True Navy (T9)
Charcoal (19)



TLS3TB LONG SLEEVE PREMIUM TRAINING HOODIE

BODY /
INSIDE

Premium long sleeve training hoodie made from a soft knit fabric with engineered mesh ventilation, strategically placed where breathability is needed most.

FIT	SLIM		
SIZES	AD	S - 2XL	\$
	YT	S - XL	\$

LOGO CCM tonal embroidery

CONTENT 93% Polyester, 5% Elastane, 2% Silver, 160GSM, Moisture wicking and antibacterial

COLORS Black (12) True Navy (T9)
Dark Heather Grey (4B)



NEW OSS6TA MEN'S POLO

BODY /
INSIDE

This light weight polo with embroidered logo is breathable and light weight, made of recycled polyester and spandex blend that is sweat-wicking, It's the perfect go to polo.

FIT	REGULAR			
	SIZES	AD	XS - 3XL	\$
		YT	S - XL	\$

LOGO Embroidered

CONTENT 88% Recycled Polyester / 12% Spandex

COLORS Black (12) True Navy (T9) Red (05)
Charcoal (19)
BOOKING ONLY: Open Air (244)



NEW PFP6TA CUFFED JOGGER

BODY /
INSIDE

Our signature fleece jogger offers superior quality and comfort includes pockets, embroidery details and branded tipping. It's the perfect item keeps you stylish and warm

FIT SIZES	REGULAR		
	AD	XS - 3XL	\$
	YT	S - XL	\$

LOGO Embroidery

CONTENT 70% Cotton / 30% Polyester

COLORS Black (12) True Navy (T9)
Charcoal (19)

12
BLACKT9
TRUE
NAVY

NEW

PCF6RA LIGHTWEIGHT TRAINING PANT

BODY /
INSIDE

This lightweight performance men's training pant is perfect for training or wearing casually, provides a 4 way stretch for extra comfort as you move, a staple in every man's wardrobe.

FIT	SLIM		
	SIZES	AD	S-2XL \$

LOGO Embroidery

CONTENT 76% Nylon / 24% Spandex

COLORS Black (12) True Navy (T9)

12
BLACK

PTV52A TRAVEL PANT

BODY /
INSIDE

Introducing our team travel pant crafted from breathable, quick-dry and stretch fabric. These lightweight pants feature a flat drawcord, side pockets, and comfortable waistband.

FIT	REGULAR		
	SIZES	AD	XS - 2XL \$
		YT	S - XL \$

LOGO CCM 3D silicone print

CONTENT 50% Elastomultiester / 50% Polyester

COLORS Black (12)

12
BLACKT9
TRUE
NAVY19
CHARCOAL

SWV3TA 2 IN 1 SHORTS

BODY /
INSIDE

Ventilated with moisture-wicking technology with zippered side pockets. Premium exposed CCM jacquard elastic at the back with an adjustable waistband with drawcord and zipped side pockets.

7" Legging, 6" Short

FIT	SLIM BASELAYER UNDERNEATH		
	SIZES	AD	XS - 2XL \$

LOGO CCM silicone print.

CONTENT 100% Polyester plain woven fabric, moisture wicking, anti-static, 85GSM

COLORS Black (12) True Navy (T9)
Charcoal (19)12
BLACKT9
TRUE
NAVY05
RED

KDR5TAC DRYLAND KIT

BODY /
INSIDE

Our updated Dry Land Kit is the perfect ensemble for your training needs. Included in the drawstring bag is our new lightweight training T-shirt, crafted from breathable Polyester and elastane, our soft hand-feel shorts and 100% cotton socks.

FIT	REGULAR		
	SIZES	AD	XS - 2XL \$
		YT	XS - XL \$

LOGO CCM printed logo

CONTENT The Bag : 100%Polyester
The T-shirt : 88% Polyester and 12% elastane
The shorts: 82%Polyester and 18%elastane
The socks: 100%cottonCOLORS Shorts: Grey (12)
Top: Navy (T9) Red (05) Black (12)
Socks: White (01)



12
BLACK



T9
TRUE
NAVY




JRS5TW WOMEN'S LIGHTWEIGHT RINK SUIT JACKET

BODY /
INSIDE

Body: Our rink suit jacket is built with great features and benefits such as a new breathable fabric that offers a 4-way stretch, reduced noise friction and AER-TEC technology. Features include zippered side pockets, elasticated hem and cuffs for comfort. Strategic placement of interior zippers that allow access for embellishment. Designed for women.

Inside: Easy access for embellishment, pocket at the bottom and an ID label for easy identification.

FIT SIZES	REGULAR		
	W	XS - XL	\$
LOGO	Strategically positioned embroidered CCM logo provides front left side of the wearer and top back embellishment zones.		
CONTENT	100% Polyester (30D Double knit+Film+50D knit)		
COLORS	Black (12) True Navy (T9)		



12
BLACK



T9
TRUE
NAVY

PRS5TW WOMEN'S LIGHTWEIGHT RINK SUIT PANT

BODY /
INSIDE

Body: Our rink suit pant is built with great features and benefits such as a new breathable fabric that offers a 4-way stretch, reduced noise friction and AER-TEC technology. Features an adjustable waistband with drawcord, zippered pockets and bottom side zippers. Designed for women.

Inside: CCM clear gel grip elastic at waist and bottom, mesh lining and zipper ID label for easy identification

FIT SIZES	REGULAR		
	W	XS - XL	\$
LOGO	Strategically positioned embroidered CCM logo		
CONTENT	100% Polyester (30D Double knit+Film+50D knit)		
COLORS	Black (12) True Navy (T9)		



12
BLACK



T9
TRUE
NAVY

NEW JQT6TW WOMEN'S HYBRID QUILTED JACKET

BODY /
INSIDE

Our hybrid jacket made of recycled poly is great for traveling from game to game or wearing indoors as a layering piece. This style provides style and comfort.

FIT SIZES	REGULAR		
	W	XS - 2XL	\$
LOGO	Embroidered		
CONTENT	100% Recycled Polyester		
COLORS	Black (12) True Navy (T9)		



12
BLACK



T9
TRUE
NAVY

BOOKING ONLY VQT5TW WOMEN'S TEAM QUILTED VEST

BODY /
INSIDE

On the rink or on the road this versatile vest is a cold weather must have, great for layering, it's light and warm. Features a CCM embroidered logo on the chest and YKK zippers at the pockets and center zip. Designed for women.

FIT SIZES	REGULAR		
	W	XS - XL	\$
LOGO	CCM embroidered logo		
CONTENT	100% Polyester Ripstop, DRW (Durable Water Repellent) Coating		
COLORS	Black (12) True Navy (T9)		



NEW
FHO6TW
WOMEN PULLOVER
HOODIE

BODY /
INSIDE

Our signature fleece hoody offers superior quality and comfort includes pockets, embroidery details and branded tipping. It's the perfect item keeps you stylish and warm

FIT	REGULAR		
	SIZES	W	XS - 2XL
			\$

LOGO Embroidery

CONTENT 70% cotton / 30% Polyester

COLORS Black (12) True navy (T9)
Charcoal (19)



NEW
PFP6TW
WOMEN CUFFED
JOGGER

BODY /
INSIDE

Our signature fleece jogger offers superior quality and comfort includes pockets, embroidery details and branded tipping. It's the perfect item keeps you stylish and warm

FIT	REGULAR		
	SIZES	W	XS - XL
			\$

LOGO Embroidery

CONTENT 70% Cotton / 30% Polyester

COLORS Black (12) True Navy (T9)
Red (05) Team Royal (6C)
Charcoal (19)



SWV5RW2
WOMEN'S 2-IN-1
TRAINING SHORT

BODY /
INSIDE

Our 2-in-1 shorts offer the perfect combination of style and durability. Made from 100% Polyester, the shorts feature a 3D silicone CCM logo, ventilated side panels and an adjustable drawstring.

FIT	REGULAR		
	SIZES	W	XS - 2XL
			\$

LOGO CCM 3D silicone print.

CONTENT 100% Polyester (top layer)
74% Polyester, 26% Elastane (inside)

COLORS Black (12) True Navy (T9)



NEW
HSL6RA
PERFORATED
TRAINING CAP

BODY /
OTHER

Lightweight and breathable training cap featuring a perforated 100% polyester front and mesh back panels for optimal ventilation. Designed with CCM logo piping on the brim and an embroidered CCM logo on the left side. Finished with an adjustable snapback closure for a secure fit.

SIZES	AD	OSFA	\$
	YT	OSFA	\$

LOGO Screen print and embroidery

CONTENT 100% Recycled Polyester

COLORS Black (12) True Navy (T9)
Charcoal (19)



JQT4TC TEAM QUILTED WINTER JACKET

BODY / INSIDE
Body: The new Team Quilted Winter Jacket features multiple easy access embellishment entries. Additional details include zippered pockets and packable hood design. The jacket can be packed inside the provided bag and acts like a pillow.

Inside: 200gsm Thinsulate insulation. The jacket features a cellphone pocket on the left side of the wearer. Lining is printed with the iconic CCM logo.

FIT	REGULAR		
	AD	S - 3XL	\$
SIZES	YT	2XS - XL	\$

LOGO	Strategically positioned embroidered CCM logo provides full front and back embellishment zones.		
CONTENT	100% Polyester Ripstop, 65GSM, DWR (Durable Water Repellent) Coating. Thinsulate insulation.		
COLORS	Black (12) True Navy (T9) Charcoal (19)		



JPK5TA TEAM WINTER JACKET

BODY / INSIDE
Body: A winter jacket great for players and coaches that is durable and ready for whatever winter throws your way. Includes a YKK zipper, reflective logos on the hood and chest, comfortable ribbed cuffs. This jacket will keep you warm and dry during the cold winter months.

Inside: Fully lined interior with Thinsulate insulation at hood, body and sleeves.

FIT	REGULAR		
	ADULT UNISEX FIT	S - 3XL	\$
SIZES	YT	2XS - XL	\$

LOGO	Strategically positioned reflective CCM logos at hood and chest		
CONTENT	92% Nylon 8% Elastane		
COLORS	Black (12) True Navy (T9) Charcoal (19)		



NEW FHO6LD TECH FLEECE PULLOVER HOODIE

BODY / INSIDE
Our stylish hoody is a wardrobe staple made of tech fleece using recycled polyester it will keep you stylish without adding bulk to your look, includes our embroidered ccm logo.

FIT	REGULAR		
	AD	XS - 3XL	\$
SIZES	YT	S - XL	\$

LOGO	Embroidery		
CONTENT	42% Polyester / 40% Recycled Polyester 12% Rayon / 6% Spandex		
COLORS	Black (12) True navy (T9) Charcoal (19)		



NEW FFZ6LA TECH FLEECE FULL ZIP HOODIE

BODY / INSIDE
Sleek and stylish our locker room tech fleece zip up hoody is made of recycled polyester and will keep you stylish without adding bulk to your look, includes our embroidered CCM logo and branded zipper pulls.

FIT	REGULAR		
	AD	XS - 3XL	\$
SIZES	YT	S - XL	\$

LOGO	Embroidery		
CONTENT	42% Polyester / 40% Recycled Polyester 12% Rayon / 6% Spandex		
COLORS	Black (12) True navy (T9) Charcoal (19)		



NEW
FQZ6LA
TECH FLEECE
1/4 ZIP TOP

BODY /
INSIDE

The fashionable quarter zip top made of tech fleece and using recycled polyester looks great in and out of the locker room, includes a ccm embroidery and branded zipper pulls.

FIT	REGULAR		
	AD	XS - 3XL	\$
SIZES	YT	S - XL	\$

LOGO Embroidery

CONTENT 42% Polyester / 40% Recycled Polyester
12% Rayon / 6% Spandex

COLORS Black (12) True Navy (T9)
Charcoal (19)



NEW
FCR6LA
TECH FLEECE
CREW NECK TOP

BODY /
INSIDE

Sleek and stylish our locker room tech fleece crew neck is made of recycled polyester and will keep you stylish without adding bulk to your look, includes our embroidered CCM logo.

FIT	REGULAR		
	AD	XS - 3XL	\$
SIZES	YT	S - XL	\$

LOGO Embroidery

CONTENT 42% Polyester / 40% Recycled Polyester
12% Rayon / 6% Spandex

COLORS Black (12) True navy (T9)
Charcoal (19)



NEW
PCF6LC
TECH FLEECE
CUFFED JOGGER

BODY /
INSIDE

These classic tech fleece cuffed joggers are comfortable and stylish, made of tech fleece and using recycled polyester, they look great in and out of the locker room, includes a ccm embroidery and branded zipper pulls.

FIT	REGULAR		
	AD	XS - 3XL	\$
SIZES	YT	S - XL	\$

LOGO Embroidery

CONTENT 42% Polyester / 40% Recycled Polyester
12% Rayon / 6% Spandex

COLORS Black (12) True navy (T9)
Charcoal (19)



NEW
PLP6LA
TECH FLEECE
TAPERED JOGGER

BODY /
INSIDE

These classic tech fleece pants are comfortable and stylish, made of tech fleece and using recycled polyester, they look great in and out of the locker room, includes a CCM embroidery and branded zipper pulls.

FIT	REGULAR		
	AD	XS - 3XL	\$
SIZES	YT	S - XL	\$

LOGO Embroidery

CONTENT 42% Polyester / 40% Recycled Polyester
12% Rayon / 6% Spandex

COLORS Black (12) True navy (T9)
Charcoal (19)



JWN6TW3 WOMEN'S PUFFER JACKET

BODY /
INSIDE

Short women's puffer jacket filled with 3M™ Thinsulate™ padding, seam sealed for extra warmth and water resistant perfect for your everyday needs

FIT	REGULAR		
	SIZES	W	2XS - 2XL \$

LOGO Embroidered

CONTENT 100% Recycled Polyester

COLORS Black (12) True Navy (T9)



JWN6TW2 WOMEN'S WINTER COAT

BODY /
INSIDE

Seam-sealed construction for enhanced weather protection, 3M™ Thinsulate™ for warmth, water repellant and adjustable waist are just a few great features that make our new women's coat great! Offers an embroidered and a cool ccm patch on the sleeve and made of recycled polyester.

FIT	REGULAR		
	SIZES	W	2XS - 2XL \$

LOGO Embroidered

CONTENT 100% Recycled Polyester

COLORS Black (12) True Navy (T9)



FHO6LW WOMEN TECH FLEECE PULLOVER HOODIE

BODY /
INSIDE

Our stylish hoody is a wardrobe staple made of tech fleece using recycled polyester it will keep you stylish without adding bulk to your look, includes our embroidered CCM logo.

FIT	REGULAR		
	SIZES	W	XS - 2XL \$

LOGO Embroidery

CONTENT 42% Polyester / 40% Recycled Polyester
12% Rayon / 6% Spandex

COLORS Black (12) True navy (T9)
Charcoal (19)



FFZ6LW WOMEN TECH FLEECE FULL ZIP TOP

BODY /
INSIDE

Sleek and stylish our locker room women's tech fleece zip up jacket is made of recycled polyester and will keep you stylish without adding bulk to your look, includes our embroidered ccm logo and branded zipper pulls.

FIT	REGULAR		
	SIZES	W	2XS - 2XL \$

LOGO Embroidery

CONTENT 42% Polyester / 40% Recycled Polyester
12% Rayon / 6% Spandex

COLORS Black (12) True navy (T9)
Charcoal (19)

12
BLACKT9
TRUE
NAVY19
CHARCOAL

PCF6LW WOMEN TECH FLEECE CUFFED JOGGER

BODY /
INSIDE

These classic tech fleece women's cuffed joggers are comfortable and stylish, made of tech fleece and using recycled polyester, they look great in and out of the locker room, includes a ccm embroidery and branded zipper pulls.

FIT	REGULAR		
	SIZES	W	2XS - 2XL \$

LOGO	Embroidery		
CONTENT	42% Polyester / 40% Recycled Polyester 12% Rayon / 6% Spandex		
COLORS	Black (12) True Navy (T9) Charcoal (19)		

ATHLEISURE COLLECTION

12
BLACK227
CLASSIC
NAVY221
LIGHT GREY
MELANGE201 **BOOKING ONLY**
OAT MILK6U **BOOKING ONLY**
COLLEGIATE
ROYAL230 **BOOKING ONLY**
RED RODEO108 **BOOKING ONLY**
BLANC DE BLANC

FH051A ATHLEISURE FLEECE HOODIE

BODY /
INSIDE

The perfect hoodie with an updated fit for everyday use. A soft cotton fleece hood with brushed inside for extra coziness. Big and bold CCM print on sleeve and a smaller print on the chest showing you are part of the CCM family.

FIT	REGULAR		
	SIZES	AD	S - 2XL \$
		YT	XS - XL \$

LOGO	CCM printed logo		
CONTENT	60% Cotton, 40% Polyester 300 gsm		
COLORS	Black (12) Classic Navy (227) Light Grey melange (221)		
BOOKING ONLY	Oat milk (201) Collegiate Royal (6U) Red Rodeo (230) Blanc de Blanc (108)		

12
BLACK227
CLASSIC
NAVY221
LIGHT GREY
MELANGE

FCR51A ATHLEISURE FLEECE CREWNECK

BODY /
INSIDE

A great new relaxed fit crew with a soft cotton and brushed inside for extra coziness. Big and bold CCM logo print on the chest showing you are part of the CCM family.

FIT	REGULAR		
	SIZES	AD	S - 2XL \$
		YT	S - XL \$

LOGO	CCM printed logo		
CONTENT	60% Cotton, 40% Polyester 300 gsm		
COLORS	Black (12) Classic Navy (227) Light Grey melange (221)		

12
BLACK221
LIGHT GREY
MELANGE

PFP51A ATHLEISURE FLEECE JOGGER

BODY /
INSIDE

Our new jogger can be matched with all our amazing tops. The jogger has an updated fit and is made from a soft cotton fleece with a soft brushed inside and cuffed at bottom. There is a print on the left side pocket and draw cord at waist.

FIT	REGULAR		
	SIZES	AD	S - 2XL \$
		YT	XS - XL \$

LOGO	CCM printed logo		
CONTENT	60% Cotton, 40% Polyester		
COLORS	Black (12) Light Grey melange (221)		



12
BLACK



227
CLASSIC
NAVY



221
LIGHT GREY
MELANGE



230 **BOOKING ONLY**
RED RODEO



108 **BOOKING ONLY**
BLANC DE BLANC

TSS51A ATHLEISURE SHORT SLEEVE TEE

BODY /
INSIDE

Update your wardrobe with a great t-shirt that combines breathability and the comfort of cotton making it a perfect casual wear piece.

FIT	REGULAR		
	AD	S - 2XL	\$
SIZES	YT	XS - XL	\$

LOGO CCM printed logo

CONTENT 64% cotton, 36% Polyester jersey

COLORS Black (12) Classic Navy (227)
Light Grey melange (221)

BOOKING ONLY Red Rodeo (230)
Blanc de Blanc (108)



12
BLACK



201 **BOOKING ONLY**
OAT MILK



108 **BOOKING ONLY**
BLANC DE BLANC

FH051B ATHLEISURE WOMEN'S FLEECE HOODIE

BODY /
INSIDE

The perfect hoodie with an updated women's fit for everyday use. A soft cotton fleece hood with brushed inside for extra coziness. Big and bold CCM print on sleeve and a smaller print on the chest showing you are part of the CCM family.


FIT	REGULAR		
	W	XS - XL	\$

LOGO CCM printed logo

CONTENT 60% Cotton, 40% Polyester

COLORS Black (12)

BOOKING ONLY Oat milk (201)
Blanc de Blanc (108)



221
LIGHT GREY
MELANGE

FCR51B ATHLEISURE WOMEN'S FLEECE CREWNECK

BODY /
INSIDE

A great new relaxed fit crew with a soft cotton and brushed inside for extra coziness. Big and bold CCM logo print on the chest showing you are part of the CCM family.

FIT	REGULAR		
	W	XS - XL	\$

LOGO CCM printed logo

CONTENT 60% Cotton, 40% Polyester

COLORS Light Grey Melange (221)



12
BLACK

PFP51B ATHLEISURE WOMEN'S FLEECE JOGGER

BODY /
INSIDE

Our new jogger can be matched with all our amazing tops. The jogger has an updated fit adjusted for our CCM women and is made from a soft cotton fleece with a soft brushed inside and cuffed at bottom. There is a print on the left side pocket and draw cord at waist.

FIT	REGULAR		
	W	S - XL	\$

LOGO CCM printed logo

CONTENT 60% Cotton, 40% Polyester

COLORS Black (12)

12
BLACK108
BLANC DE
BLANC

TSS51B ATHLEISURE WOMEN'S SHORT SLEEVE TEE

BODY /
INSIDE

Update your wardrobe with a great t-shirt that combines breathability and the comfort of cotton making it a perfect casual wear piece.

FIT	REGULAR		
	SIZES	W	XS - XL
			\$

LOGO CCM printed logo

CONTENT 64% cotton, 36% Polyester

COLORS Black (12), Blanc de Blanc (108)

12
BLACK227
CLASSIC
NAVY

HTR51A ATHLEISURE MESHBACK TRUCKER

BODY /
INSIDE

New updated trucker fit with print on front panel and CCM taping on the inside.

SIZES	AD	OSFA	\$
	YT	OSFA	\$

LOGO CCM printed logo

CONTENT 56% recycled Polyester, 25% cotton, 17% Polyester, 2% PU elastane

COLORS Black (12) Classic Navy (227)

12
BLACK227
CLASSIC
NAVY201 **BOOKING ONLY**
OAT MILK6U **BOOKING ONLY**
COLLEGIATE
ROYAL

HPM51A ATHLEISURE POM KNIT

BODY /
INSIDE

New updated Pom Knit Fit, slightly shorter in height, with embroidery on fold up

SIZES	AD	OSFA	\$
	YT	OSFA	\$

LOGO CCM Embroidery

CONTENT 100% Acrylic

COLORS Black (12) Classic Navy (227)

BOOKING ONLY Oat milk (201)
Collegiate Royal (6U)108
BLANC
DE BLANC201
OAT MILK**BOOKING ONLY**

HFL51A ATHLEISURE FLATBRIM CAP

BODY /
INSIDE

Our classic flatbrim cap has been refreshed with an embroidered CCM logo on the front panel.

SIZES	AD	OSFA	\$
	YT	OSFA	\$

LOGO CCM embroidered logo

CONTENT 100% Cotton

COLORS Oat Milk (201) Blanc de blanc (108)





INTEGRATED NECK GUARDS

BNQ certification visible
at the back

Anti-snap and adjustable
closure for secure,
well-tailored fit.



Flat seams and soft liner
for ultimate comfort

Collar and Bib-embedded
cut-resistant material for neck
and chest protection



Silicone anti-slip grips
at the forearms keep
elbow pads in place.

Cut resistant cuffs
For wrist protection

**WE HAVE GOT YOU
(COMFORTABLY) COVERED.**

**EXPERIENCE GREAT PROTECTION
WITHOUT COMPROMISE.**

TECH 001

PROTECTION

TACKS PRO TOP

DESIGNED FOR PRO-LEVEL PROTECTION, OUR TACKS PRO BASELAYER TOP FEATURES INTEGRATED A6 CUT-RESISTANT FABRIC AT THE NECK AND WRISTS TO GUARD AGAINST LACERATIONS IN HIGH-RISK ZONES. STRATEGIC RIB AND SHOULDER FOAM PADDING OFFERS IMPACT PROTECTION WITHOUT COMPROMISING MOBILITY, MAKING IT THE ULTIMATE BASE LAYER FOR HIGH-CONTACT PLAY.

TACKS PRO PANTS

DESIGNED FOR TOTAL LOWER BODY PROTECTION, THE TACKS PRO PANT FEATURES OUR INTEGRATED JOCK SYSTEM FOR SECURE SUPPORT, ALONG WITH CUT-RESISTANT ZONES ON THE INNER THIGHS AND BACK OF LEGS (A6 SR, A3 JR & YT), PROTECTING AGAINST SKATE LACERATIONS.

TECH 002

COMFORT

EXPERIENCE ELEVATED PERFORMANCE WITH OUR REDESIGNED HOCKEY BASE LAYER FEATURING A NEW NECK OPENING FOR ENHANCED COMFORT AND MOBILITY. THE UPDATED FIT REDUCES PRESSURE AND DISTRACTION, ALLOWING YOU TO STAY FOCUSED ON THE GAME.

TECH 003

BREATHABILITY

STAY COOL UNDER PRESSURE WITH OUR VENTILATED BACK AND AER-TEC THERMOREGULATION SYSTEM, DESIGNED TO MAXIMIZE AIRFLOW AND KEEP YOU DRY SHIFT AFTER SHIFT. STRATEGICALLY PLACED MESH ZONES AND THE AER-TEC INTEGRATION ENHANCE BREATHABILITY WITHOUT COMPROMISING COVERAGE, SO YOU STAY FOCUSED, FRESH AND READY TO MOVE.

A6

ANSI/ISEA LEVEL 6
Cut protection.
For even higher cutting loads.

A3

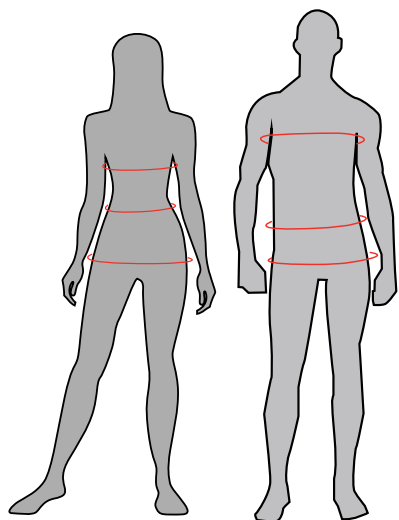
ANSI/ISEA LEVEL 3
Cut protection.

ANSI/ISEA CUT PROTECTION	INTEGRATED NECK GUARD	BLTTKPRO				BLTFTW26			BLTTK			BLTCCM26		
		SR				SR	JR	YT	SR	JR	YT	SR	JR	YT
A3	COLLAR				•						•	•	•	•
	WRIST				•		•	•		•	•			
A6	COLLAR	•		•	•	•	•		•	•				
	WRIST	•		•		•			•					

CUT PROTECTION RATINGS

ANSI / ISEA 105 LEVEL	CUT FORCE (g min) (g max)		HAZARD LEVEL
A3	1000	1499	LIGHT / MEDIUM
A4	1500	2199	MEDIUM
A5	2200	2999	MEDIUM / HIGH
A6	3000	3999	HIGH

- ANSI/ISEA standards for cut resistance classifications present a scale from A1 to A9 and outline level of protection with respect to cutting load force and estimated Hazard Levels.
- Level requirements are dependent on the activity taking place.
- On-ice sports like speed skating use A3 as a baseline.
- Our hockey-specific range of protection sits between A3 and A6.
- Your choice will depend on level of play, desired protection, and budget.
- Need a solid baseline protection? Choose our A3 Shirt.
- Going up against fast-paced and heavy opponents? Choose the PRO A6 Shirt.

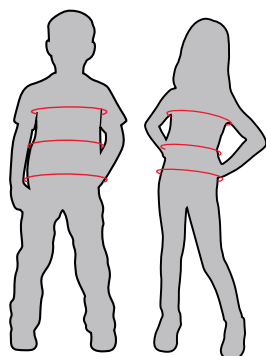


SR - MEN - BASE LAYER SIZING

SR	S	M	L	XL	2XL
----	---	---	---	----	-----

SR - WOMEN - BASE LAYER SIZING

WM	S	M	L	XL	2XL
----	---	---	---	----	-----



YOUTH - BASE LAYER SIZING

2025 SIZING	2XS	XS	S	M	L	XL
2026 UPDATED SIZING	YT - S/M	YT - L/XL	JR - S	JR - M	JR - L	JR - XL



NEW

BLTTKPRO TACKS PRO CUT PROTECTION LONG SLEEVE TOP WITH WRIST AND NECK GUARD

SIZES SR S - 2XL

BNQ, HECC, CE, UKCA Certifications
ANSI Level 6
Lower back protection D30® Zero back spine
Foam rib and shoulder protector
New neck opening
AER-TEC Ventilation
CCM logo gel application on elbow
Anti-cut designed cuff
Velcro designed to avoid snagging hair
Polygiene® + AER-TEC

LOGO Silicone

CONTENT

Main fabric: 86% polyester, 14% spandex
Mesh: 93% polyester, 7% spandex
Neck anti-cut: 55% UHMPWE, 20% polyester, 25% spandex
Cuff anti-cut: 60% UHMPWE, 30% polyester, 10 % spandex

COLOR Black (12)



NEW

BLTTK TACKS CUT PROTECTION LONG SLEEVE TOP WITH WRIST AND NECK GUARD

SIZES SR S - 2XL
JR S - XL
YT S/M - L/XL

BNQ, HECC, CE, UKCA Certifications
SR: ANSI Level 6
JR: A6 collar, A3 wrist
YT: ANSI Level 3
New neck opening
Anti-cut designed cuff
Ventilated back
Velcro designed to avoid snagging hair

LOGO Silicone

CONTENT

Main fabric: 86% polyester, 14% spandex
Mesh: 93% polyester, 7% spandex
A6 Neck anti-cut: 55% UHMPWE, 20% polyester, 25% spandex
A6 Cuff anti-cut: 60% UHMPWE, 30% polyester, 10 % spandex
A3 Neck anti-cut: 55% UHMPWE, 20% polyester, 25% spandex
A3 Cuff anti-cut: 60% UHMPWE, 30% polyester, 10 % spandex

COLOR Black (12)



NEW

BLTFTW26 FTW CUT PROTECTION LONG SLEEVE TOP WITH WRIST AND NECK GUARD

SIZES SR S - 2XL
JR S - XL
YT S/M - L/XL

BNQ, HECC, CE, UKCA Certifications
SR: ANSI Level 6
JR: A6 collar, A3 wrist
YT: ANSI Level 3
New neck opening
Anti-cut designed cuff
Ventilated back
Velcro designed to avoid snagging hair
YT only feature: green colored sleeves

LOGO Silicone

CONTENT

Main fabric: 86% polyester, 14% spandex
Mesh: 93% polyester, 7% spandex
A6 Neck anti-cut: 55% UHMPWE, 20% polyester, 25% spandex
A6 Cuff anti-cut: 60% UHMPWE, 30% polyester, 10 % spandex
A3 Neck anti-cut: 55% UHMPWE, 20% polyester, 25% spandex
A3 Cuff anti-cut: 60% UHMPWE, 30% polyester, 10 % spandex

COLOR Black (12)



NEW

BLTCCM26 CCM LONG SLEEVE TOP WITH NECK GUARD

SIZES SR S - 2XL
JR S - XL
YT S/M - L/XL

BNQ, HECC, CE, UKCA Certifications
ANSI Level 3
New soft & comfortable polyester
Comfortable neck protection
Athletic fit
Velcro designed to avoid snagging hair

LOGO Silicone

CONTENT

88% Polyester, 12% Spandex
A3 Neck anti-cut:
55% UHMPWE, 20% polyester, 25% spandex

COLOR

Black/Printed design Grey
Black/ Printed design red



Polygiene®

NEW

BLPTKPRO TACKS PRO CUT PROTECTION BASE LAYER PANT WITH JOCK

SR: ANSI Level 6 to protect inside thighs and back of leg
JR - YT: ANSI Level 3

Integrated new CCM Jock

Polygiene®

AER-TEC Ventilation

New belt construction

TACKS hoop and loops tabs

Short inseam to reduce bunching in the pant 27 inches (SR only)

Gel application in front of the leg

LOGO

Silicone

CONTENT

86% polyester, 14% spandex
Mesh: 90% polyester, 10% spandex

A6 Anti-cut: 60% UHMWPE, 30% polyester, 10 % spandex

A3 Anti-cut: 60% UHMWPE, 30% polyester, 10 % spandex

COLOR

Black (12)

SIZES

SR S - 2XL

JR S - XL

YT S/M - L/XL



Polygiene®

NEW

BLPFTW26 FTW CUT PROTECTION BASE LAYER PANT WITH JILL

SR: ANSI Level 6 to protect inside thighs and back of leg
JR - YT: ANSI Level 3

Integrated new CCM Jill

New waistband protection

AER-TEC Ventilation

TACKS hoop and loops tabs

Short inseam to reduce bunching in the pant 24 inches (SR only)

Gel application in front of the leg

Polygiene®

LOGO

Silicone

CONTENT

86% POLYESTER, 14% SPANDEX
Mesh: 90% polyester, 10% spandex

A6 Anti-cut: 60% UHMWPE, 30% polyester, 10 % spandex

A3 Anti-cut: 60% UHMWPE, 30% polyester, 10 % spandex

COLOR

Black (12)

SIZES

SR S - 2XL

JR S - XL

YT S/M - L/XL



NEW

BLPCCM26 CCM BASE LAYER PANT

Integrated new CCM Jock

New soft & comfortable polyester

LOGO

Silicone

CONTENT

88% polyester, 12% spandex

COLOR

Black (12)

SIZES

SR S - 2XL

JR S - XL

YT S/M - L/XL



NEW

BLTGTKPRO TACKS PRO GOALIE PROTECTION LONG SLEEVE TOP

CE, UKCA Certifications

ANSI Level 6 cut protection on wrists

New D30 Diablo on AC Joint & Clavicle

Foam padding on ribs and biceps

Fully meshed back

Anti-cut designed cuff

Better range of motion with self conforming foams

Athletic fit

LOGO

Silicone

CONTENT

Main fabric: 86% polyester, 14% spandex

Mesh: 93% polyester, 7% spandex

Cuff anti-cut: 60% UHMWPE, 30% polyester, 10 % spandex

COLOR

Black (12)

SIZES

AD S - 2XL



TGP2BA PADDED GOALIE LONG SLEEVE TOP

- Breathable mesh
- Locker room hook
- Odor resistant
- Padded protection zones
- Writable name/ number heat transfer

SIZES	AD	S - XL
	YT	S - XL

LOGO	Heat-transfer
CONTENT	Body Content: 85% Polyester / 15% Spandex Mesh Content: 90% Polyester / 10% Spandex
COLOR	Black (12)



TLSCP5B CUT PROTECTION BASELAYER LONG SLEEVE TOP WITH WRIST PROTECTION

- ANSI Level 6 Cut protection at the wrists
- Silicone grip at forearm
- Moisture wicking fabric
- Odor resistant
- Performance fit - Fitted arms and chest, relaxed torso



SIZES	AD	S - 2XL
	YT	S - XL

LOGO	Front: Embroidery Back: Silicone gel
CONTENT	86% Polyester, 14% Spandex Mesh: 90% Polyester / 10% Spandex Anti cut: 66% (UHMWPE + SSW)+ 32% Polyester + 2% Spandex
COLOR	Black (12)



TLS3BA PERFORMANCE LONG SLEEVE TOP

- Absorb
- Evaporate
- Regulate body heat
- 4-way stretch with strategic venting zones
- Polygiene®
- AER-TEC



SIZES	AD	S - 2XL
	YT	XS - XL

LOGO	Heat-transfer
CONTENT	86% Polyester 14% Spandex 186g/m² + 90% Polyester 10% Spandex mesh 120g/m², moisture wicking and anti-odor with POLYGIENE®
COLOR	Black (12)



TSS3BA PERFORMANCE SHORT SLEEVE TOP

- Absorb
- Evaporate
- Regulate body heat
- 4-way stretch with strategic venting zones



SIZES	AD	S - 2XL
-------	----	---------

LOGO	Heat transfer
CONTENT	86% Polyester 14% Spandex 186g/m² + 90% Polyester 10% Spandex mesh 120g/m², moisture wicking and anti-odor with POLYGIENE®
COLOR	Black (12)



PCM3BM PERFORMANCE PANT

Absorb
Evaporate
Regulate body heat
4-way stretch with strategic venting zones
Polygiene®
AER-TEC



	SIZES	AD	S - 2XL
		YT	XS - XL
LOGO		Heat-transfer	
CONTENT		86% Polyester 14% Spandex 186g/m ² + 90% Polyester 10% Spandex mesh 120g/m ² , moisture wicking and anti-odor with Polygiene®	
COLOR		Black [12]	



PCP5BA CUT PROTECTION BASE LAYER PANT WITH GEL/JOCK/HOOK & LOOP FASTENER TABS

ANSI Level 6 Cut protection from heel to mid-calf
Integrated Jock or Jill (cup included)
Silicone at the shins
Moisture wicking fabric
Odor resistant



	SIZES	AD	S - 2XL
		YT	S - XL
LOGO		Front: Embroidery	
CONTENT		86% Polyester, 14% Spandex Mesh: 90% Polyester / 10% Spandex Anti cut: 66% (UHMWPE + SSW)* 32% Polyester + 2% Spandex	
COLOR		Black [12]	



SCJ2BA SHORT WITH JOCK/TABS

Anatomical fit
Breathable mesh
Locker room hook
Odor resistant
Writable name/ Number heat transfer label

	SIZES	AD	S - XL
		YT	S - XL
LOGO		Heat-transfer	
CONTENT		85% Polyester / 15% Spandex	
COLOR		Black [12]	



SCM3BA PERFORMANCE SHORT

Absorb
Evaporate
Regulate body heat
4-way stretch with strategic venting zones
Polygiene®
AER-TEC



	SIZES	AD	S - 2XL
		YT	S - XL
LOGO		Heat-transfer	
CONTENT		86% Polyester 14% Spandex 186g/m ² + 90% Polyester 10% Spandex mesh 120g/m ² , moisture wicking and anti-odor with Polygiene®	
COLOR		Black [12]	



SNC2BMESH NON-COMPRESSION MESH SHORT WITH JOCK/TABS

Athletic fit
Breathable mesh

	SIZES	AD	S - 2XL
		YT	S - XL
CONTENT		100% Polyester	
COLOR		Black [12]	



TLSCP5BW CUT PROTECTION BASELAYER LONG SLEEVE TOP WITH WRIST GUARD

ANSI Level 6 Cut protection at the wrists

Silicone grip at forearm

Moisture wicking fabric

Odor Resistant

Performance fit -
Fitted arms and chest,
relaxed torso



	SIZES	AD	XS - XL
LOGO	Front: Embroidery Back: Silicone gel		
CONTENT	86% Polyester, 14% Spandex Mesh: 90% Polyester / 10% Spandex Anti cut: 66% (UHMWPE+SSW) + 32% Polyester + 2% Spandex		
COLOR	Black (12)		



TLS3BB PERFORMANCE LONG SLEEVE TOP

Absorb

Evaporate

Regulate body heat

4-way stretch with strategic venting zones

Polygiene®

AER-TEC



	SIZES	AD	XS - XL
LOGO	Heat transfer		
CONTENT	86% Polyester 14% Spandex 186g/m² + 90% Polyester 10% Spandex mesh 120g/m², moisture wicking and anti-odor with POLYGIENE®		
COLOR	Black (12)		



PCP5BWA CUT PROTECTION BASELAYER PANT WITH GEL/JILL/HOOK & LOOP FASTENER TABS

ANSI Level 6 cut protection from heel to mid-calf

Integrated Jock or Jill (cup included)

Silicone at the shins

Moisture wicking fabric

Odor resistant

	SIZES	AD	XS - XL
LOGO	Front: Embroidery		
CONTENT	86% Polyester, 14% Spandex Mesh: 90% Polyester / 10% Spandex Anti cut: 66% (UHMWPE+SSW) + 32% Polyester + 2% Spandex		
COLOR	Black (12)		



PCM3BW PERFORMANCE PANT

Absorb

Evaporate

Regulate body heat

4-way stretch with strategic venting zones

Polygiene®

AER-TEC



	SIZES	AD	XS - XL
LOGO	Heat transfer		
CONTENT	86% Polyester 14% Spandex 186g/m² + 90% Polyester 10% Spandex mesh 120g/m², moisture wicking and anti-odor with POLYGIENE®		
COLOR	Black (12)		



SCL2BA SHORT WITH JILL/TABS

Breathable mesh
Locker room hook
Odor resistant
Includes pelvic protector
Writable name/ number heat transfer label

	SIZES	AD	XS - XL
LOGO	Heat transfer		
CONTENT	85% Polyester / 15% Spandex		
COLOR	Black (12)		



SNC2BLMESH NON-COMPRESSION MESH SHORT WITH JILL/TABS

Anatomical fit
Breathable mesh
Includes pelvic protector
Writable name/ number heat transfer label

	SIZES	AD	XS - XL
CONTENT	100% Polyester		
COLOR	Black (12)		



TRAVEL BAGS





BACK



INSIDE

NEW

BJTSDUFF TRAVEL DUFFLE BAG

SIZES 22" X 11" X 10" \$

FEATURES

- Easily fits on carry-on strap
- Adjustable shoulder strap with cushioning
- Padded laptop compartment
- Smart inside compartments
- Two top handles
- Main zipper YKK
- CCM key chain included

CONTENT 100% polyester with PU backing

COLOR Black (12)



BACK



INSIDE

NEW

BJTSBP TRAVEL BACKPACK

SIZES 20" X 12" X 8" \$

FEATURES

- Easily fits on luggage handle
- Hidden passport compartment
- Laptop and smart inside compartments
- Molded back panel with CCM embellishment
- Waterbottle pocket
- CCM key chain included
- Side and top handles for easy carry
- Easy to embellish

CONTENT 100% polyester with PU backing

COLOR Black (12)



FRONT



BACK



INSIDE

NEW

BJTSCO CARRY-ON LUGGAGE

SIZES 20" X 14" X 9" \$

FEATURES

- Fits all airlines carry-on size requirements
- 2x heavy duty all terrain wheels
- Red telescopic handle with white CCM logo engraved
- 3-level locking aluminium trolley handle
- 3 organizer pockets and one main compartment
- Padded side and top handles
- Molded CCM logo on the back
- Easy to embellish front panel
- Main zipper YKK
- CCM key chain included

CONTENT 100% polyester with PU backing

COLOR Black (12)



B580W32 / B580W37

WHEELED
PLAYER BAG

FEATURES

- 2x heavy duty all terrain wheels
- Removable skates/helmet dividers
- Stick sleeve
- Fast pocket for personal items
- Outside "wet" side pocket with mesh ventilation
- Interior accessories pockets
- Telescopic handle
- Side mesh paneling
- Main zipper YKK
- U Shape opening
- Blade pocket
- ID pocket

SIZES	32" - 32" X 16" X 14" (115L)	\$
	37" - 37" X 18" X 16" (175L)	\$

LOGO	Reflective Reflective piping
CONTENT	Tarpaulin 70% PVC + 30% Polyester High density 600D 100% Polyester with PVC coating Contrast lining grey 210D Polyester 100% Polyester
COLOR	Black (12)



B55032 / B55037

CARRY
PLAYER BAG

FEATURES

- Removable skates / helmet dividers
- Stick sleeve
- Fast pocket for personal items
- Outside "wet" side pocket with mesh ventilation
- Interior accessories pockets
- Blade pocket
- ID pocket
- Tone on tone webbing
- Side mesh paneling
- Main zipper YKK
- U Shape opening

SIZES	32" - 32" X 16" X 14" (115L)	\$
	37" - 37" X 18" X 16" (175L)	\$

LOGO	Reflective Reflective piping
CONTENT	Tarpaulin 70% PVC + 30% Polyester High density 600D 100% Polyester with PVC coating Contrast lining grey 210D Polyester 100% Polyester
COLOR	Black (12)



BLACK



NAVY

B570W32 / B570W37

WHEELED
PLAYER BAG

FEATURES

- Removable skates / helmet dividers
- Fast pocket for personal items
- Outside "wet" side pocket with mesh ventilation
- Inside accessories pockets
- ID pocket
- Side mesh paneling
- Telescopic handle
- Main zipper YKK
- U Shape opening

SIZES	32" - 32" X 16" X 14" (115L)	\$
	37" - 37" X 18" X 16" (175L)	\$

LOGO	Reflective Reflective piping
CONTENT	Tarpaulin 70% PVC + 30% Polyester High density 600D 100% Polyester with PVC coating Contrast lining grey 210D Polyester 100% Polyester
COLOR	Black (12) Navy (09)



BLACK



NAVY

B54032 / B54037

CARRY
PLAYER BAG

FEATURES

- Removable skates / helmet dividers
- Fast pocket for personal items
- Outside "wet" side pocket with mesh ventilation
- Inside accessories pockets
- ID pocket
- Side mesh paneling
- Main zipper YKK
- U Shape opening

SIZES	32" - 32" X 16" X 14" (115L)	\$
	37" - 37" X 18" X 16" (175L)	\$

LOGO	Reflective Reflective piping
CONTENT	High density 600D 100% Polyester with PVC coating Contrast lining grey 210D Polyester 100% Polyester
COLOR	Black (12) Navy (09)



B520W32 / B520W37 WHEELED PLAYER BAG

FEATURES

- 2x heavy duty all terrain wheels
- Telescopic handle
- Side mesh paneling
- Skate pockets
- Laundry loop
- ID pocket
- Main zipper YKK
- Straight opening

SIZES	32" - 32" X 16" X 14" (115L)	\$
	37" - 37" X 18" X 16" (175L)	\$

LOGO	CCM White Reflective piping	
CONTENT	High density 600D 100% Polyester with PVC coating Contrast lining grey 210D Polyester 100% Polyester	
COLOR	Black (12)	Navy (09)



B51024 / B51032 / B51037 CARRY PLAYER BAG

FEATURES

- Side mesh paneling
- Skate pockets
- Laundry loop
- ID pocket
- Main zipper YKK
- Extra mesh bag

SIZES	24" - 24" X 12" X 13.5" (65L)	\$
	32" - 32" X 16" X 14" (115L)	\$
	37" - 37" X 18" X 16" (175L)	\$

LOGO	CCM White Reflective piping	
CONTENT	High density 600D 100% Polyester with PVC coating Contrast lining grey 210D Polyester 100% Polyester	
COLOR	Black (12)	Navy (09)



B590W WHEELED PLAYER BACKPACK

FEATURES

- 2x heavy duty all terrain wheels
- Inside skate pockets
- Fast pocket on the front
- Small accessory pockets on the inside
- Wet pocket in front flap
- Stick sleeve (fits 1)
- ID pocket
- Telescopic handle
- Hideaway backpack straps
- Main zipper YKK
- U Shape Opening

SIZES	17" X 18" X 25" (125L)	\$
-------	---------------------------	----

LOGO	CCM White Reflective piping	
CONTENT	High density 600D 100% Polyester with PVC coating Contrast lining grey 210D Polyester 100% Polyester	
COLOR	Black (12)	



B5COREW30 / B5COREW32 WHEELED PLAYER BAG

FEATURES

- 2x heavy duty all terrain wheels
- Accessories pocket
- ID pocket
- Straight opening
- Removable pocket for printing
- Main zipper YKK

SIZES	30" - 30" X 18" X 15" (115L)	\$
	32" - 32" X 20" X 17" (175L)	\$

LOGO	CCM White Reflective	
CONTENT	High density 600D 100% Polyester with PVC coating Contrast lining grey 210D Polyester 100% Polyester	
COLOR	Black (12)	Navy (09)

BLACK/
WHITE

NAVY/WHITE



BLACK/RED

BTPRO32 / BTPRO30

PRO
TEAM BAG

FEATURES

- Reinforced webbed side and end handles
- Interior mesh accessory pocket with zipper
- Player ID pocket

SIZES	32" L X 20" H X 15" W (VOLUME: 9,600 INCH ³)	\$
	30" L X 18" H X 15" W (VOLUME: 8,100 INCH ³)	\$

CONTENT	Pro heavy-duty water-resistant tarpaulin.
---------	---

COLOR	Black/White, Navy/White, Black/Red
-------	------------------------------------

BTPRO32V2 / BTPRO30V2

PRINTABLE PRO TEAM BAG

BOTH SIDE PANELS BLANK SO YOU CAN PROUDLY
DISPLAY YOUR TEAM LOGO.



BLACK



NAVY

FEATURES

- Accessories pocket
- ID pocket
- Straight opening
- Removable pocket for printing
- Main Zipper YKK

SIZES	32" - 32" X 20" X 15" (115L)	\$
	37" - 37" X 18" X 16" (175L)	\$

LOGO	CCM White Reflective
------	-------------------------

CONTENT	High density 600D 100% Polyester with PVC coating
	Contrast lining grey 210D Polyester 100% Polyester

COLOR	Black [12] Navy [09]
-------	----------------------



BSPPRO24

TEAM
SPORT BAG

FEATURES

- Oversized end pockets
- Reinforced webbed straps with adjustable and removable shoulder straps
- Player ID pocket

SIZES	24" L X 14" H X 14" W (VOLUME: 4,704 INCH ³)	\$
-------	---	----

CONTENT	Pro heavy-duty water-resistant tarpaulin.
---------	---

COLOR	Black [12]
-------	------------

BSPPRO24V2

PRINTABLE TEAM SPORT BAG

BOTH SIDE PANELS BLANK SO YOU CAN PROUDLY
DISPLAY YOUR TEAM LOGO.



BDF32A

TRAVEL
DUFFEL BAG

MATERIALS

900D Polyester/PU construction

COMPARTMENTS

Inside compartments and accessory pockets.
Includes a toiletry bag. Fits as a carry on.

HANDLES

Easily fixed on a luggage handle, adjustable
and removable crossbody strap with branded
padding and a comfortable round handle.
It can be used as a handbag, shoulder
bag and crossbody bag.

SIZES	21.5" L X 12" H X 11" W (VOLUME: 45 L)	\$
-------	---	----

COLORS	Black
--------	-------



BSPORT SPORT BAG

SIZES 24" L X 13" H X 12" W
(VOLUME: 3,744 INCH³) \$

MATERIALS 600D Polyester construction.

ACCESSORIES Player ID pocket

COMPARTMENTS One main compartment + oversized end pockets.

COLORS Black

HANDLES Webbed handle with padded Uni-Grip + removable and adjustable shoulder strap.



HOCKEY
PLAYER
PRINT

BLACK

BBP24A BACK TO SCHOOL BACKPACK

SIZES 12.5" L X 16.5" H X 5" W
(VOLUME: 19.25L) \$

MATERIALS 600D Polyester construction

COLORS Black, MTC-Hockey player print

COMPARTMENTS Laptop pocket inside main compartment, front accessory pocket and a side water bottle pocket.

HANDLES Adjustable padded shoulder strap, padded back and webbed handle.



BPREMBP PREMIUM BACKPACK

SIZES 13" W X 19" H X 6.5" D \$

MATERIALS Premium tarpaulin & 840D ripstop Polyester construction.

EXTERIOR Large front panel blank so you can proudly display your team logo.

COMPARTMENTS Spacious main compartment + padded side laptop pocket + accessory pocket.

ACCESSORIES Padded straps and back.

ACCESSORIES Internal mesh accessory pocket with zipper + two side water bottle pockets

COLORS Black



BTMBP18 TEAM BACKPACK

SIZES 12" W X 19" H X 7.5" D \$

MATERIALS 600D ripstop Polyester construction.

HANDLE Padded straps and back.

COMPARTMENTS Spacious main compartment + accessory pockets.

LOGO Front panel blank so you can proudly display your team logo.

INTERIOR Padded laptop sleeve.

COLORS Black



BSHOWR SHOWER BAG

SIZES 10.75" L X 4.5" H X 5" W \$

MATERIALS Pro heavy-duty water-resistant tarpaulin.

COLOR Black

COMPARTMENTS Mesh pocket inside.



BPUCKD DELUXE PUCK BAG

DELUXE PUCK BAG

SIZES

11" L X 13" H X 9" W

\$

MATERIALS

1680D Polyester construction with foam-insulated liner.

HANDLES

Adjustable & removable strap with non-slip foam pad.

COMPARTMENTS

Holds approximately 60 pucks.

COLORS

Black



BPUCK10 PUCK BAG

PUCK BAG		SIZES	10" L X 10" H X 10" W	\$
MATERIALS	600D Polyester construction.	HANDLES	Adjustable & removable shoulder strap with non-slip pad.	
COMPARTMENTS	Wide zipper opening.	COLORS	Black	



BTMSTW TEAM WHEELED STICK BAG

TEAM WHEELED STICK BAG

SIZES		77" L X 10" H X 15" W	\$	
MATERIALS	Heavy-duty water-resistant tarpaulin.		HANDLES	Easy-to-carry strap.
WHEELS	All-terrain wheels.		COLORS	Black
COMPARTMENTS	Holds 70+ player sticks.			



BSTICKA STICK BAG

STICK BAG		SIZES	74" L X 14.5" H	\$
MATERIALS	Heavy-duty Polyester.	HANDLES	Easy-to-carry strap.	
COMPARTMENTS	Holds 2 sticks.	COLORS	Black	



BMSTICK MINI STICK BAG

MINI STICK BAG		SIZES	34" L	\$
MATERIALS	Heavy-duty Polyester.	HANDLES	Easy-to-carry strap.	
COMPARTMENTS	Holds up to 5 mini-sticks.	COLOR	Black	



PACWG COMFORT WRIST GUARD

FEATURES

- ANSI Level 4 Cut resistant material
- Soft interior / French terry finish

SIZES OSFA \$

LOGO Embroidery

CONTENT 60% Cotton
20% (UHMWPE+SSW)
10% Rubber/ 10% Polyester

COLOR Black (12)



NEW

NGCCM26 CUT RESISTANT NECK GUARD

FEATURES

- BNQ, HECC, CE, UKCA Certifications
- ANSI Level 6
- Comfortable & flexible
- Soft liner to prevent skin irritation
- Adjustable hook & loop fastener
- Velcro designed to avoid snagging hair

SIZES SR - L/XL \$

JR - S/M \$

CONTENT 86% polyester, 14% spandex
Anti-cut: 55% UHMWPE,
20% polyester, 25% spandex

COLOR Black (12)



NG900 900 CUT RESISTANT NECK GUARD

FEATURES

- BNQ Certification
- HECC Certification
- ANSI Level 3
- Soft two-piece construction
- Soft liner
- Stretch strap

SIZES SR \$

JR \$

CONTENT 100% Polyester
100% Aramid // Kevlar™

COLOR Black (12)



NG600 600 CUT RESISTANT NECK GUARD

FEATURES

- BNQ Certification
- HECC Certification
- ANSI Level 4
- Arched shape design
- 1680D Polyester and foam
- Soft liner
- Easy strap

SIZES SR \$

JR \$

YT \$

CONTENT 100% Polyester
6mm 100% PE
3mm 100% PE

COLOR Black (12)



MG3DGRD \$
3D GUARD
CUSTOM MOUTHGUARD



SIZES OSFA (OVER 5')

TECHNOLOGY	CRUMPLE ZONE TECHNOLOGY	Stronger than standard EVA Mouthguard for maximum impact absorption. Perforated design to drink without removing the guard.
THICKNESS	1.6MM ON THE INSIDE 2.4MM ON THE OUTSIDE TO PUT PROTECTION WHERE NEEDED, AND COMFORT WHERE DESIRED.	
PERFORMANCE	RE-ENGINEERED PERFORATIONS TO STRENGTHEN	
FIT	CUSTOM-FITTED IN UNDER 5 MINUTES WITH THE OPTION TO RE-MOLD FOR THE ULTIMATE FIT. MAY BE USED WITH BRACES (MUST BE FIT BY A DENTIST).	
CERTIFICATION	BLACK, WHITE, RED, BLUE, PINK	



MGAEROGRD \$
AERO
CUSTOM MOUTHGUARD



SIZES L (OVER 6')
M (5' - 6')
S (UNDER 5')

TECHNOLOGY	CRUMPLE ZONE TECHNOLOGY	Stronger than standard EVA Mouthguard for maximum impact absorption.
THICKNESS	1.6MM - 50% THINNER THAN STANDARD EVA MOUTHGUARD FOR IMPROVED COMFORT	
PERFORMANCE	RE-ENGINEERED PERFORATIONS TO STRENGTHEN	
FIT	CUSTOM-FITTED IN UNDER 2 MINUTES WITH THE OPTION TO RE-MOLD FOR THE ULTIMATE FIT. M AND L - MAY BE USED WITH BRACES (MUST BE FIT BY A DENTIST).	
CERTIFICATION	BLACK, WHITE, RED, BLUE, PINK	



MG3DGRD \$
TETHER
MOUTHGUARD




SIZES YOUTH OSFA

TECHNOLOGY	CRUMPLE ZONE TECHNOLOGY	Stronger than standard eva mouthguards for max impact absorption.
THICKNESS	2.0 MM THICKNESS WITH DIFFUSIX TECHNOLOGY	Ultra-thin with patented perforation pattern distributes impact force over larger areas, for less risk of dental injury, and allows you to drink while wearing.
PERFORMANCE	TALK. BREATHE. DRINK.™	Connect to your helmet to prevent loss. With breakaway tether strap and storage case without having to remove from helmet.
FIT	SUPERIOR COMFORT, PRE-FORMED & REMOLDABLE	Easily moldable for a fast, custom fit. Ideal size for smaller mouths and children (up to 5'/150cm tall).
CERTIFICATION	BLACK, WHITE, RED, BLUE, PINK	

ACSTAN \$
SKATE STAND

CONSTRUCTION
METAL SKATE STAND THAT FITS
CCM SKATES - * 2 PER PACK



MAGNETBK \$
MAGNET

SIZE	9.75" X 1.75"
CONSTRUCTION	CCM MAGNET FOR SKATE STAND
COLORS	BLACK





PAGB GARTER BELT

- FEATURES**
- Extra durable thigh straps with double stitching
 - 2.5" heavy duty stretch with adjustable Hook & Loop Fastener waistband.
 - Robust rubber hooks with adjustable metal fasteners.

SIZES	SR OSFA	\$
	JR OSFA	\$

LOGO Jacquard Logo on the elastic

CONTENT 80% Nylon / 20% Rubber
Trimming not included

COLOR Black (12)



PASUSP2 SUSPENDERS

- FEATURES**
- 0.5" Heavy duty adjustable elastic band.
 - New improved robust rubber hooks.
 - Three independent loops.

SIZES	SR OSFA	\$
	JR OSFA	\$

LOGO N/A

CONTENT 80% Nylon / 20% Rubber
Trimming not included

COLOR Black (12)



PASHGS SHIN GUARD STRAPS

- FEATURES**
- 2" heavy duty elastic band.
 - Long hook & loop fastener attachment for customized fit.
 - Four straps included
 - Two different length straps for upper and lower part of shin guard

SIZES	SR OSFA	\$
	JR OSFA	\$

LOGO CCM jacquard logo on the elastic

CONTENT 80% Nylon / 20% Rubber
Trimming not included

COLOR Black (12)



PAJCUP DELUXE SUPPORT WITH CUP

- FEATURES**
- High level performance cup for maximum comfort
 - 2.5" heavy duty stretch waistband
 - Extra durable 1" thigh straps with double stitching
 - Durable hook & loop fastener pouch for cup stability

SIZES	SR S,M,L	\$
	JR S/M L/XL	\$

LOGO CCM jacquard logo on the elastic

CONTENT 100% Polyester
Elastic: 80% Nylon / 20% Rubber
Trimming not included

COLOR Black (12)



PAJILL JILL PELVIC PROTECTOR

- FEATURES
- High level performance pelvic protector.
 - 2.5" knitted elastic waistband.
 - Extra durable 1" thigh straps with double stitching.

SIZES	SR S, M, L, XL	\$
LOGO	CCM jacquard logo on the elastic CCM Screen print on pelvic piece	
CONTENT	80% Nylon / 20% Rubber Trimming not included	
COLOR	Black (12)	



PAJ31 JOCK 3 IN 1 COMBO

- FEATURES
- High level performance cup for maximum comfort
 - 2.5" heavy duty stretch waistband
 - Extra durable 1" thigh straps with double stitching
 - Robust rubber hooks with adjustable metal fasteners
 - Durable hook & loop fastener pouch for cup stability

SIZES	SR S, M, L, XL	\$
LOGO	CCM jacquard logo on the elastic	
CONTENT	80% Nylon / 20% Rubber Trimming not included	
COLOR	Black (12)	



PAJ31PRO PRO JOCK 3 IN 1

- FEATURES
- Cup with soft liner hard shell. Offers maximum protection & comfort around groin
 - 2.5" heavy duty stretch waistband. Provides better support & comfort
 - Extra durable 1" thigh straps with double stitching.
 - Robust rubber hooks with adjustable metal fasteners.

SIZES	SR S, M, L	\$
LOGO	CCM jacquard logo on the elastic CCM Screen print at front piece	
CONTENT	100% Polyester Elastic: 80% Polyester / 20% rubber Exclusive of trimmings	
COLOR	Black (12)	



PAJPRO PRO JOCK STRAP

- FEATURES
- Cup with soft liner hard shell. Offers maximum protection & comfort around groin
 - 2.5" heavy duty stretch waistband. Provides better support & comfort
 - Extra durable 1" thigh straps with double stitching

SIZES	SR S, M, L	\$
LOGO	CCM jacquard logo on the elastic CCM Screen print at front piece	
CONTENT	100% Polyester Elastic: 80% Polyester / 20% rubber Exclusive of trimmings	
COLOR	Black (12)	



SALBPROT LACE BITE PROTECTOR

FEATURES

- Soft Polyester sleeve with PU gel pad helps prevent lace bite.
- Ergonomic gel pad shape for a better fit and increased comfort.

SIZES SR OSFA \$

LOGO CCM screen print

CONTENT 80% Nylon / 20% Rubber
Trimming not included

COLOR Black (12)



SALBGEL CCM LACE BITE GEL PAD

FEATURES

- Easy attachment for long term usage and complete immovability
- Bacteria resistant and hypoallergenic
- Advanced anatomical wavy design to stimulate blood circulation and to enhance the anti-sliding function
- Disperse pressure
- Reduces friction, prevents blisters and chafing

SIZES SR OSFA \$



SAHEEGEL CCM ACHILLES HEEL GEL PAD

FEATURES

- Bacteria resistant and hypoallergenic
- Advanced anatomical wavy design to stimulate blood circulation and to enhance the anti-sliding function
- Disperse pressure
- Reduces friction, prevents blisters and chafing

SIZES SR OSFA \$



SAANKGEL CCM ANKLE GEL PAD

FEATURES

- Bacteria resistant and hypoallergenic
- Advanced anatomical wavy design to stimulate blood circulation and to enhance the anti-sliding function
- Disperse pressure
- Reduces friction, prevents blisters and chafing

SIZES SR OSFA \$



NEW
STGRP26
STICK GRIPS

FEATURES

- Great grip and feel
- Fits all hockey sticks
- Improves grip during stickhandling
- Designed for superior control and slip-resistant touch
- 20 session usage per roll

SIZES 1400mm L X 250mm W \$

CONTENT PU Grip

COLOR Black (12), Navy (09), Red (05), White (01)



SS3756
SHOWER SANDAL

BODY

Made from lightweight EVA foam in the soles for unparalleled comfort, this quick-dry shower sandal was designed to wear in the locker room.

LOGO

Printed CCM logo

SIZES AD S (7), M (9), L (11), XL (13) \$

CONTENT Upper 100% Polyester / Sole VA foam

OTHER MOQ 6 units (same sizes / color)

COLOR Black (12)



ACLOOP
LAUNDRY BELT

SALES LOT

* 50 PER PACK



EB6425
TEAM
DRY BAG

SIZES OSFA \$

FEATURE

- A stylish drawstring bag ideal to store your belongings and stay trendy.
- Just add your team logo

CONTENT 100% PU

COLOR Black (12)



BACK

FRONT

ACBOARD COACHING BOARD

SIZE 350mm X 250mm \$

FEATURES Full ice on one side and half ice on the other side.
Metal clip with pen



NEW ACBOTTLE26 WATER BOTTLE

SIZES SR OSFA \$

FEATURES Squeeze bottle
Silicone straw included
BPA free

CONTENT 100% polypropylene

COLOR Black (12)

LNWXLACE NON WAXED LACES MOLDED TIP

SIZES 72", 84", 96", 108", 120", 130" \$

• NON-WAXED, WIDE, MOLDED-TIP LACES			CONTENT	100% Polyester
YOUTH	3	72" - 182 CM	COLORS	01/12 - White / Black 12/01 - Black/ White 02/12 - Yellow / Black
JUNIOR	3	72" - 182 CM		
JUNIOR	3,5 - 5,5	84" - 213 CM		
SENIOR	5,5 - 7	96" - 244 CM		
SENIOR	7 - 9	108" - 274 CM		
SENIOR	9 - 11	120" - 305 CM		
SENIOR	11 - 13	130" - 330 CM		

LREPLACE MOLDED "REFEREE" LACES

SIZES 84", 96", 108", 120" \$

• NON-WAXED, WIDE, MOLDED-TIP LACES			CONTENT	100% Polyester
JUNIOR	3,5 - 5,5	84" - 213 CM	COLORS	01 White
SENIOR	5,5 - 7	96" - 244 CM		
SENIOR	7 - 9	108" - 274 CM		
SENIOR	9 - 11	120" - 305 CM		

LWXLACE WAXED MOLDED TIP LACES

SIZES 72", 84", 96", 108", 120", 130" \$

• WAXED, WIDE, MOLDED-TIP LACES			CONTENT	100% Polyester
YOUTH	3	72" - 182 CM	COLORS	01/12 - White / Black 12/01 - Black/ White 02/12 - Yellow / Black
JUNIOR	3	72" - 182 CM		
JUNIOR	3,5 - 5,5	84" - 213 CM		
SENIOR	5,5 - 7	96" - 244 CM		
SENIOR	7 - 9	108" - 274 CM		
SENIOR	9 - 11	120" - 305 CM		
SENIOR	11 - 13	130" - 330 CM		





NEW
SSFLT
TACKS KNEE
HOCKEY SOCKS

- FEATURES
- ANSI Level 6 Cut Protection
 - Cushioned heel & toes
 - Jacquard lace bite protector integrated

SIZES	JR	S/P	US 2-4 / EU 33-35	\$
SR	M/M	US 5-7 / EU 36-40	\$	
SR	L/G	US 8-10 / EU 41-44	\$	
SR	XL/TG	US 11-13 / EU 45-48	\$	

CONTENT	37% Nylon, 36% Cotton, 9% Polyester, 8% Defin, 8% Rubber, 2% Spandex
COLOR	Grey (14)



NEW
SSH LTK
TACKS MID CALF
HOCKEY SOCKS

- FEATURES
- ANSI Level 6 Cut Protection
 - Cushioned heel & toes
 - Jacquard lace bite protector integrated

SIZES	JR	S/P	US 2-4 / EU 33-35	\$
SR	M/M	US 5-7 / EU 36-40	\$	
SR	L/G	US 8-10 / EU 41-44	\$	
SR	XL/TG	US 11-13 / EU 45-48	\$	

CONTENT	56% Nylon, 17% Polyester, 12% Cotton, 7% Rubber, 6% Olefin, 2% Spandex
COLOR	Grey (14)



SSLINER
LINER KNEE SOCK

- FEATURES
- Seamless at toes
 - Light compression
 - Fully fashioned seam at cuff & tarik
 - Jacquard CCM logo under the cuff
 - Antimicrobial
 - Antifungal
 - Soft feel
 - Sweat wicking

SIZES	SR	OSFA	\$
	JR	OSFA	\$

LOGO	Jacquard logo
CONTENT	67% Rayon , 16% Nylon, 14% Rubber, 3% Spandex
COLOR	Black (12) / White (01) Black (12) / Black (12) Black (12) / Red (05)



SSBAM BK
BAMBOO KNEE SOCK

- FEATURES
- Seamless at toes
 - Cushioning for extra comfort (Light density)
 - Light weight sock
 - Sweat wicking
 - Light compression
 - Mesh at the back of the socks
 - Antimicrobial

SIZES	S/P	US 2-4/ EU 33-35	\$
	M/M	US 5-7 EU 37-40	\$
	L/G	US 8-10/ EU 41-44	\$
	XL/TG	US 11-13/ EU 45-47	\$

LOGO	Jacquard logo
CONTENT	76% Rayon, 18% Polyester, 3% Nylon, 3% Spandex
COLOR	Black (12) White (01) Red (05)



SSPTCMPK COMPRESSION KNEE SOCK

FEATURES

- Fully fashion seam at the cuff & heel
- Arch support
- High compression
- Heel support
- Calf support
- High compression at the top of the foot
- Sweat wicking
- Water resistant
- 3D knitting
- Made to stay up
- Left & right indications

SIZES	S/P	US 2-4 / EU 33-35	\$
	M/M	US 5-7 / EU 37-40	\$
	L/G	US 8-10 / EU 41-44	\$
	XL/TG	US 11-13 / EU 45-47	\$

LOGO Jacquard CCM logo at the cuff

CONTENT 78% Nylon, 12% Rubber
5% Polyester, 5% Spandex

COLOR Black (12) / Red (05)



SSPLCMPK COMPRESSION KNEE SOCK

FEATURES

- Fully fashion seam at the cuff & tarik
- Arch support
- Medium compression
- Calf support
- Moisture wicking
- Resistant
- Made to stay up
- 3D knitting

SIZES	S/P	US 2-4 / EU 33-35	\$
	M/M	US 5-7 / EU 37-40	\$
	L/G	US 8-10 / EU 41-44	\$
	XL/TG	US 11-13 / EU 45-47	\$

LOGO Jacquard CCM logo at the cuff

CONTENT 70% Nylon, 15% Rubber
10% Polyester, 5% Spandex

COLOR Black (12) / Grey Red (05)



SSPLCT5K CUT PROTECTION KNEE SOCK

FEATURES

- Over the calf sock, designed to stay up, anti-cut material
- ANSI ASTM A3
- 3 areas of high compression: arch support, top of the socks, under the ankle
- Comfortable
- Breathable
- Sweat wicking at the foot
- Cushion (light density cushioning)
- Fully fashioned seam at the cuff & tarik

SIZES	S/P	US 2-4 / EU 33-35	\$
	M/M	US 5-7 / EU 37-40	\$
	L/G	US 8-10 / EU 41-44	\$
	XL/TG	US 11-13 / EU 45-47	\$

LOGO Jacquard CCM logo at the cuff

CONTENT 50% Dynema UHMWPE + SSW
+ 35% Nylon
10% Polyester 5% Spandex

COLOR Silver/ Black



BACK



BACK

SOSKGRD PREMIUM SKATE GUARDS

FEATURES

Inner molded eva foam and impregnated liner to hold blade safely and securely in place and prevent excess water building / rusting. Durable elastic band for universal fit.

SIZES	SR S, M, L	\$
LOGO	Screen print pvc free logo	
CONTENT	100% coated Nylon Insulation : Eva Foam Trimming not included	
COLOR	Black (12)	

SOPLSOAK PREMIUM SOAKERS

FEATURES

Reinforced liner and outer ploypropylene web band for bade protection. Inner terry liner to absorb excess water. Durable elastic band for universal fit.

SIZES	SR S, M, L	\$
LOGO	Screen print pvc free logo	
CONTENT	100% coated Nylon Insulation : Eva Foam Polypropylen	
COLOR	Black (12), Red (05), Royal (09)	

AT5BATH BATH TOWEL

FEATURES

- "88" Player number tab name
- French Terry

SIZES	60" X 28"	\$
LOGO	CCM logo Jaquard	
CONTENT	100% cotton	
COLOR	Black (12)	

AT5SKATE SKATE TOWEL

FEATURES

- "88" Player number tab name
- French Terry

SIZES	23" X 14"	\$
LOGO	CCM white embroidery	
CONTENT	100% cotton	
COLOR	Black (12)	

AT5PONCHO CHANGING TOWEL PONCHO

FEATURES

- Inside the towel
- "88" Player number tab name
- Hood
- Big pocket

SIZES	SR	OSFA	\$
	JR	OSFA	\$
LOGO	CCM bouclé front CCM bouclé back		
CONTENT	100% Polyester		
COLOR	Black (12)		



CCM