



2021

S1

**PRODUCT
GUIDE**

CCM

ALL OUT.

**FOR 120
YEARS
WE HAVE
STOOD
FOR THE
BEST
IN**

HOCKEY.

**IN 1905,
JOSEPH HENRY "BAD JOE" HALL
CHALLENGED
GEORGE TACKABERRY
TO MAKE HIM A BETTER SKATE.**

**THE RESULT WAS THE FIRST TACKS,
THE BEST FITTING AND FASTEST
HOCKEY SKATE
EVER MADE AT THAT TIME.**

**TODAY,
WE COMBINE CUTTING EDGE
TECHNOLOGY WITH 4AM SESSIONS
ON THE ICE TO MAKE GEAR THAT'S
LIGHTER, FASTER AND STRONGER
SO THAT YOU CAN BE YOUR
B E S T**



THE ROAD TO THE NEXT LEVEL NEVER ENDS, SO YOU ARE CONSTANTLY PUSHING YOURSELF TO BE STRONGER, FASTER AND SMARTER THAN YOUR OPPONENTS - FROM EARLY MORNINGS TO LATE NIGHTS ON THE ICE, YOU NEVER STOP.

FOR OVER 120 YEARS, CCM HAS LIVED BY THE SAME CODE: ALL OUT. ALL THE TIME. WE CONSTANTLY PUSH OURSELVES TO CREATE MORE EFFECTIVE DESIGNS, DO MORE TESTING, AND SPEND MORE HOURS COLLABORATING ON AND OFF THE ICE WITH THE BEST IN THE WORLD; BECAUSE WE'RE OBSESSED WITH CREATING GEAR THAT WILL GIVE YOU THE CONFIDENCE TO GO ALL OUT.

WEBSITE
CCMHOCKEY.COM

TO START YOUR B2B ONLINE SHOPPING, GO TO
WWW.GO2CCMHOCKEY.COM AND CLICK ON "REQUEST LOGIN".

FIND US ON
**SOCIAL
MEDIA**



WWW.FACEBOOK.COM/CCMHOCKEY



@CCMHOCKEY



CCMHOCKEY



CCM_OFFICIAL

HEAD OFFICE LOCATIONS

NORTH AMERICA

CCM HOCKEY
3400, RAYMOND-LASNIER,
MONTRÉAL, QUÉBEC
H4R 3L3, CANADA
TEL.: (800) 636-5895
FAX: (800) 636-5751

EUROPE

CCM HOCKEY AB
GÅRDSVÄGEN 13
SE 16970 SOLNA
SWEDEN
TEL.: + 46 (0) 8 522 352 00
FAX: + 46 (0) 8 522 352 10

© 2020 SPORT MASKA INC. ALL RIGHTS RESERVED. CCM®, SUPERTACKS®, RIBCOR® AND THE CCM STYLIZED LOGO REGISTERED TRADEMARKS OF SPORT MASKA INC.

NHL AND THE NHL SHIELD ARE REGISTERED TRADEMARKS OF THE NATIONAL HOCKEY LEAGUE. ALL NHL LOGOS AND MARKS AND TEAM LOGOS AND MARKS DEPICTED HEREIN ARE THE PROPERTY OF THE NHL AND THE RESPECTIVE TEAMS AND MAY NOT BE REPRODUCED WITHOUT THE PRIOR WRITTEN CONSENT OF NHL ENTERPRISES, L.P. © NHL 2020. ALL RIGHTS RESERVED. © PHOTOS: GETTY IMAGES.

†: THIS CATALOG MAY REFER TO THE FOLLOWING TRADEMARKS WHICH ARE OWNED BY THE COMPANIES WHOSE NAMES APPEAR AFTER THE TRADEMARK: AHL - AMERICAN HOCKEY LEAGUE; CLARINO - HURARAY CO. LTD.; CHL - CANADIAN HOCKEY LEAGUE; LYCRA, SPANDEX AND SURLYN - E.I. DUPONT DE NEMOURS AND COMPANY; ECHL - ECHL INC.; PLAYDRY - REEBOK INTERNATIONAL LTD; TACTEL - INVISTA; VELCRO - VELCRO INDUSTRIES B.V.; THINSULATE IS A TRADEMARK OF 3M, USED UNDER LICENSE IN CANADA; D3O® - DESIGN BLUE LTD.; JETSPED - TAYLORMADE GOLF COMPANY INC.; SIGMATEX - SIGMATEX (UK) LIMITED; POLYGIENE - POLYGIENE AB; FLUID INSIDE - MIPS AB.

WARNING: HOCKEY IS A DANGEROUS COLLISION SPORT. WE RECOMMEND THAT PROTECTIVE EQUIPMENT AND A CERTIFIED HELMET BE WORN AT ALL TIMES.

SPORT MASKA INC. RESERVES THE RIGHT TO CHANGE ALL PRODUCT SPECIFICATIONS AND/OR CUSTOM PROGRAMS. WHILE THE INFORMATION SHOWN IN THIS PUBLICATION WAS CORRECT AT THE TIME OF PRINTING, WE RESERVE THE RIGHT TO DISCONTINUE THE SALE OF PRODUCT OR CHANGE SPECIFICATIONS OR DESIGNS WITHOUT NOTICE OR OBLIGATION. COPYRIGHT © SPORT MASKA INC. 2020. ALL RIGHTS RESERVED. PRINTED IN CANADA. 🍁

TRUST THE CODE

PURSUE

THE

NEXT

LEVEL.



TABLE OF CONTENTS

PLAYER

SKATES	6 - 21
SKATES ACCESSORIES	22 - 23
SKATES ARCHITECTURE	24 - 25
STICKS.....	26 - 36
NAMEBAR PRINTER.....	37
STICK CURVES.....	37
STICKS ARCHITECTURE	38 - 39
PROTECTIVE	40 - 71
PROTECTIVE SIZING CHART.....	72 - 73
PROTECTIVE ARCHITECTURE	74 - 79
REFEREE.....	80 - 81
DEK.....	82 - 83

GOALIE

EFLEX5 GEAR	86 - 90
AXIS GEAR	92 - 94
RETRO FLEX5 GEAR	96 - 97
YTFLEX GEAR	98 - 99
GOALIE GEAR ACCESSORIES	100
SKATES.....	102 - 103
SKATES ACCESSORIES.....	104
STICKS.....	106 - 108
STICK CURVES.....	109
PROTECTIVE	110 - 115
MASKS.....	116 - 118
MASKS ACCESSORIES.....	119
GOALIE ACCESSORIES.....	120 - 121
GOALIE ARCHITECTURE.....	122 - 123
GAMEWEAR	124 - 131
APPAREL.....	132 - 143
APPAREL SIZING CHART.....	144
BAGS.....	145 - 148
MINI STICKS.....	149
ACCESSORIES	150

ALL OUT.

CCM

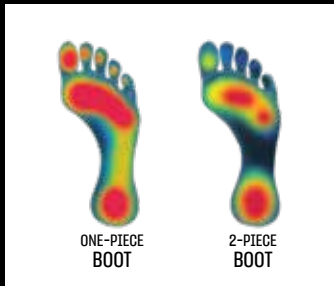
ALL THE TIME.

CCM

ALL OUT.

CCM

THE ONE AND ONLY CCM **ONE PIECE BOOT**



**MORE DIRECT
ENERGY TRANSFER**



CLOSER FIT

FASTER STRIDES[®]

DISCLAIMER: COMPARISON MADE BETWEEN THE JETSPEED FT490 AND THE JETSPEED 480 IN SIZES 6, 6.5, 7, 7.5, 9.5, 10. ON AVERAGE, THE JETSPEED FT490 IS 3% LIGHTER THAN THE JETSPEED FT480.

YOUR CCM SKATES, UNLIMITED

EVERY PLAYER'S FEET ARE UNIQUE. NOW, FIND YOUR FIT IN ANY CCM SKATE MODEL.

STEP 1 - SELECT THE PERFORMANCE YOU'RE LOOKING TO MAXIMIZE

RIBCORE

AGILITY

QUICK MOVEMENTS
INCREASED RANGE OF MOTION

FLEXIBLE  STIFF

JET SPEED

ACCELERATION

HYBRID FEATURES
ALL-AROUND SPEED

FLEXIBLE  STIFF

SUPER TACKS

POWER

LONG, STRONG STRIDES
MAXIMIZED FORCE GENERATION

FLEXIBLE  STIFF

STEP 2 - SELECT ANY CCM FIT THAT BEST SUITS YOUR FOOT

TAPERED FIT

FOREFOOT

NARROW  WIDE

HEEL

NARROW  WIDE

VOLUME

LOW  HIGH



REGULAR FIT


FOREFOOT

NARROW  WIDE

HEEL

NARROW  WIDE

VOLUME

LOW  HIGH



WIDE FIT

FOREFOOT

NARROW  WIDE

HEEL

NARROW  WIDE

VOLUME

LOW  HIGH



STEP 3 - PERFECT YOUR FIT WITH MICRO ADJUSTMENTS

THE COMPOSITE MATERIALS USED IN ALL CCM ELITE SKATES ARE ULTRA-RESPONSIVE TO HEAT AND ALLOW THE BOOT TO EFFORTLESSLY ADAPT AND WRAP AROUND THE UNIQUE CURVES OF YOUR FOOT. USE THE CCM HEATING INSTRUCTIONS TO RELIEVE ANY MINOR PRESSURE POINTS AND PERFECT YOUR FIT.



CUSTOMIZE YOUR SKATES AT ANY LEVEL

MODIFY AND UPGRADE THE STEEL AND TONGUES ON YOUR SKATES TO OBTAIN THE ADDED PERFORMANCE YOU NEED.

STEP[®]

CREATED FOR / CONÇU POUR **CCM**

STEP BLADES

STEP BLADES ARE MADE WITH PREMIUM GRADE STEEL, HELPING PLAYERS BENEFIT FROM A PHENOMENAL GLIDE AND AN OUTSTANDING EDGE QUALITY. STEP BLADES ARE THE MOST TRUSTED IN HOCKEY.

THE COMBINATION OF THE CCM ONE-PIECE BOOT, CCM XS HOLDER AND STEP BLADES CREATE THE ULTIMATE CONNECTION BETWEEN YOU AND THE ICE.



STEP BLACKSTEEL

CARBON-COATED TECHNOLOGY FOR SUPERIOR EDGE



STEP V-STEEL

MIRROR FINISH FOR OPTIMAL GLIDE



STEP STEEL

BEST IN CLASS STEEL QUALITY



XS TONGUE SLIM
4mm black tongue
Additional boot volume



XS TONGUE REGULAR
7mm white tongue
Standard boot volume



XS TONGUE EXTRA
10mm black tongue
Reduced boot volume

XS TONGUE

YOUR WHEELS ARE ABOUT TO GET A MAJOR UPGRADE. CCM IS DELIVERING BIG WITH A GAME-CHANGING INNOVATION THAT WILL MAKE OUR SKATES THE MOST CUSTOMIZABLE IN HOCKEY. FEATURED ON ALL ELITE & MID-LEVEL SKATE MODELS, THE NEW XCHANGE SYSTEM (XS) TONGUE IS A REPLACEABLE TONGUE YOU CAN SWITCH OUT TO ACHIEVE YOUR ABSOLUTE BEST FIT WHILE ELEVATING YOUR PROTECTION.

EASY TO SWAP TONGUES

A SMALL SEAMLESS 2-PIN CLIPPING SYSTEM MAKES IT EASY TO SWAP TONGUES WITHOUT COMPROMISING THE TIGHT CONNECTION TO THE TOE CAP.

PERFECT YOUR FIT

WITH DIFFERENT TONGUE THICKNESS OPTIONS AVAILABLE, YOU CAN INCREASE OR DECREASE THE INNER BOOT VOLUME TO ACHIEVE YOUR BEST FIT.

ENHANCE YOUR PROTECTION

SCIENTIFICALLY-PROVEN D30[®] SMART MATERIAL DISSIPATES IMPACT ENERGY IN KEY AREAS TO MAXIMIZE YOUR PROTECTION. TONGUES FEATURING D30[®] ARE ALSO AT LEAST 20% MORE PROTECTIVE THAN STOCK TONGUES

CUSTOMIZABLE TONGUE TAB

PERSONALIZE YOUR TONGUE WITH YOUR NUMBER.

CUSTOMIZE YOUR ONE-PIECE BOOT



THE ULTIMATE FIT

FOOT MOLD CREATION



WITH THE HELP OF THE CCM 3D FIT SCANNER, WE RECREATE A MOLD OF YOUR EXACT FOOT SHAPE TO ACHIEVE THE BEST-POSSIBLE FIT FOR YOUR GAME.



CHOOSE YOUR CUSTOM OPTIONS

STEP 1

GET FIT USING THE CCM 3D FIT SCANNER.



STEP 2

SELECT YOUR CUSTOM ONE-PIECE BOOT.



RIBCOR 100K PRO



JETSPEED FT4 PRO



SUPER TACKS AS3 PRO

CERTAIN COLOR OPTIONS AVAILABLE

STEP 3

SELECT YOUR STEEL.



STEP BLACKSTEEL XS



STEP STEEL XS

STEP 4

SELECT YOUR TONGUE.



METATOMIC
ASYMMETRICAL // 7 MM



PRO
BLACK FELT // 10 MM



LIGHTWEIGHT

STEP 5

SELECT YOUR LACES.



PRO COTTON



WAXED

STEP 6

ADD YOUR NAME AND NUMBER TO THE TONGUE OR BOOT.



ONLY ON SELECT MODELS

JETSPEED FT4 PRO

FEATURING THE HIGHLY ADVANCED CCM ONE-PIECE BOOT *SPEED* TECHNOLOGY, THIS SKATE WILL HELP YOU GENERATE A MORE DIRECT ENERGY TRANSFER AND A CLOSER FIT FOR FASTER STRIDES. EQUIPPED WITH A BOOT BUILT FOR PURE ACCELERATION AND CCM'S REPLACEABLE XS METATOMIC TONGUE ENGINEERED TO FIT YOUR EXACT FOOT SHAPE, THIS SKATE ALSO HAS THE LOOK THAT ALL PLAYERS WILL REMEMBER WHEN YOU FLY RIGHT PAST THEM.

TECH 001

ONE-PIECE BOOT *SPEED*

ALL ABOUT PERFORMANCE, ACCELERATION AND LIGHTNESS. PLAYERS GET MORE DIRECT ENERGY TRANSFER AND A CLOSER FIT FOR FASTER STRIDES.

TECH 002

STEP BLACKSTEEL (+4MM)

MADE WITH THE HIGHEST QUALITY OF STEEL AND FEATURING CARBON-COATED TECHNOLOGY FOR SUPERIOR EDGE HARDNESS AND PHENOMENAL GLIDE. THE INCREASED HEIGHT OF THE BLADE LETS YOU DIG IN THE ICE WITH CONTROL AND CONFIDENCE.

TECH 003

ASYMMETRICAL TOE CAP

ASYMMETRICAL TOE CAP PROVIDES A BETTER TOE SHAPE, AND FEATURES AN OPTIMIZED VOLUME DISTRIBUTION FOR AN IMPROVED FIT.





[SKFT4P] **NEW**
JETSPEED FT4 PRO
 SKATES

HEAT MOLDABLE

SIZES	SR	7 - 12	TAPERED, REGULAR, WIDE	FULL/HALF	\$
	INT	4 - 6.5	TAPERED, REGULAR, WIDE	FULL/HALF	\$



[SKFT4] **NEW**
JETSPEED FT4
 SKATES

HEAT MOLDABLE

SIZES	SR	7 - 12	TAPERED, REGULAR, WIDE	FULL/HALF	\$
	INT	4 - 6.5	TAPERED, REGULAR, WIDE	FULL/HALF	\$
	JR	1 - 3.5	REGULAR	FULL/HALF	\$

YT SEE PAGE 13

QUARTER PACKAGE	ONE-PIECE BOOT <i>SPEED</i> All about performance, acceleration and lightness. Players get more direct energy transfer and a closer fit for faster strides.	QUARTER PACKAGE	SR & INT : ONE-PIECE BOOT <i>SPEED</i> All about performance, acceleration and lightness. Players get more direct energy transfer and a closer fit for faster strides. JR : ONE-PIECE BOOT Players get more direct energy transfer and a closer fit for faster strides.
MATERIAL	RFM COMPOSITE NHL-caliber lightweight composite material.	MATERIAL	RFM COMPOSITE NHL-caliber lightweight composite material.
STIFFNESS PERFORMANCE INDEX	195 Super lightweight, stiff and thermo-formable core generates ultimate skating performance.	STIFFNESS PERFORMANCE INDEX	180 Lightweight, stiff and thermo-formable core generates ultimate skating performance.
LINER	TOTALDRI PRO+ High-performance moisture-wicking material keeps feet dry and skates light, with superior protection against wear or rubbing.	LINER	TOTALDRI Moisture-wicking material keeps feet dry and skates light, with added protection against wear or rubbing.
COMFORT PAD	INJECTED SMOOTH CONTOUR PRO Thick padding around the top of the boot provides comfort to your foot and ankle.	COMFORT PAD	INJECTED SMOOTH CONTOUR PRO Thick padding around the top of the boot provides comfort to your foot and ankle.
ANKLE PADDING	MEMORY FOAM COMFORT Multi-density foam pads wrap anatomically around your foot for customized fit and comfort.	ANKLE PADDING	MEMORY FOAM COMFORT Multi-density foam pads wrap anatomically around your foot for customized fit and comfort.
TONGUE	REPLACEABLE METATOMIC (XS TONGUE SYSTEM) Multi-layer tongue with 7mm felt and an asymmetrical flex point for a better wrap and advanced lace-bite protection.	TONGUE	REPLACEABLE ASYMMETRICAL TRITECH (XS TONGUE SYSTEM) Asymmetrical multi-layer tongue with 7mm felt and enhanced lace-bite protection.
MIDSOLE	LIGHTWEIGHT COMPOSITE MIDSOLE For enhanced energy transfer from blade to boot.	TOE CAP	ASYMMETRICAL DESIGN Asymmetrical toe cap shape for an improved fit.
TOE CAP	ASYMMETRICAL DESIGN Asymmetrical toe cap shape for an improved fit.	FOOTBED	CCM ORTHOLITE® ULTRALITE™ Ultra-lightweight comfort and superior support.
FOOTBED	MOLDED CCM ORTHOLITE® ULTRALITE™ Ultra-lightweight comfort and superior support.	HOLDER	SPEEDBLADE XS CCM quick-release holder with bladelock system.
HOLDER	SPEEDBLADE XS CCM quick-release holder with bladelock system.	RUNNER	STEP STEEL (+4MM) Highest quality of steel with an increased height that lets you dig in the ice with control and confidence.
RUNNER	STEP BLACKSTEEL (+4MM) Highest quality of steel with carbon-coated technology for superior edge hardness and phenomenal glide		



JR

[SK485] **NEW**
JETSPEED FT485
 SKATES

HEAT MOLDABLE

SIZES	SR	7 - 11.5	REGULAR, WIDE	FULL/HALF	\$
	INT	4 - 6.5	REGULAR, WIDE	FULL/HALF	\$
	JR	1 - 3.5	REGULAR	FULL/HALF	\$



YT SEE PAGE 13



[SK475] **NEW**
JETSPEED FT475
 SKATES

HEAT MOLDABLE

SIZES	SR	7 - 11.5	REGULAR, WIDE	FULL/HALF	\$
	INT	4 - 6.5	REGULAR, WIDE	FULL/HALF	\$
	JR	1 - 3.5	REGULAR	FULL/HALF	\$

QUARTER PACKAGE	ONE-PIECE BOOT Players get more direct energy transfer and a closer fit for faster strides.	QUARTER PACKAGE	ONE-PIECE BOOT Players get more direct energy transfer and a closer fit for faster strides.
MATERIAL	SR & INT: RFM COMPOSITE NHL-caliber lightweight composite material.	JR: SYNTHETIC COMPOSITE Structural stiffness optimized for this age group.	STIFFNESS PERFORMANCE INDEX 140 Solid core generates great skating performance.
STIFFNESS PERFORMANCE INDEX 165	Thermo-formable core generates excellent skating performance.		LINER HD MICROFIBER High resistance to wear while delivering comfort and durability.
LINER TOTALDRI Moisture-wicking material keeps feet dry and skates light, with added protection against wear or rubbing.	ANKLE PADDING MEMORY FOAM COMFORT Multi-density foam pads wrap anatomically around your foot for customized fit and comfort.	COMFORT PAD INJECTED SMOOTH CONTOUR PRO Thick padding around the top of the boot provides comfort to your foot and ankle.	TONGUE REPLACEABLE ASYMMETRICAL FELT (XS TONGUE SYSTEM) 7mm felt with reinforcement layer for increased comfort and protection.
ANKLE PADDING MEMORY FOAM COMFORT Multi-density foam pads wrap anatomically around your foot for customized fit and comfort.	FOOTBED CCM ORTHOLITE®** Lightweight comfort and support. 	TONGUE REPLACEABLE ASYMMETRICAL DUAL-LAYER (XS TONGUE SYSTEM) 7mm felt with reinforcement layer for increased comfort and protection.	HOLDER SPEEDBLADE XS CCM quick-release holder with bladelock system.
FOOTBED CCM ORTHOLITE®** Lightweight comfort and support. 	RUNNER CCM XS Stainless steel runner.	HOLDER SPEEDBLADE XS CCM quick-release holder with bladelock system.	
RUNNER SR: XS STAINLESS Provides a long-lasting edge for long-term performance. INT: CCM XS Stainless steel runner. JR: XS1 STAINLESS Extra height helps with sharp turns, and steel provides long-lasting edge.			

** CCM Ortholite® insoles are a result of Ortholite's commitment to sustainable technologies that get it closer to the end goal of ZERO waste. The insoles are comprised of 98% re-purposed post-production foam waste material.



[SKFT4] \$
JETSPEED FT4
SKATES

SIZES YT 8 - 10 REGULAR FULL
11 - 13.5 REGULAR FULL/HALF

QUARTER PACKAGE	REINFORCED INJECTED TECHNOLOGY WITH SYNTHETIC COMPOSITE Durable boot with extra reinforcement for structural stiffness.	OUTSOLE	INJECTED Provides solid energy transfer from foot to skate.
STIFFNESS PERFORMANCE INDEX	125 Solid core generates good skating performance.	FOOTBED	MOLDED KID SIZING ZONE It's never been easier to fit tiny feet. Provides young players with support, comfort and the most accurate measurement.
LINER	BRUSHED MICROFIBER Comfortable and durable, with added protection against wear and rubbing.	RUNNER / HOLDER	CCM SPEEDBLADE BLACK Non-replaceable black steel blade with elevated holder for an increased attack angle.
TONGUE	FELT WITH EMBOSSED LACE-BITE PROTECTION 7mm felt with reinforcement layers for increased comfort and protection.		



[SKFT485] \$
JETSPEED FT485
SKATES

SIZES YT 8 - 9 REGULAR FULL
10 - 13.5 REGULAR FULL/HALF

QUARTER PACKAGE	INJECTED CORE TECHNOLOGY Durable boot with structural stiffness.	OUTSOLE	INJECTED Provides solid energy transfer from foot to skate.
LINER	BRUSHED MICROFIBER Comfortable with high resistance to wear.	FOOTBED	KID SIZING ZONE It's never been easier to fit tiny feet. Provides young players with support, comfort and the most accurate measurement.
TONGUE	FELT WITH EMBOSSED LACE-BITE PROTECTION 7mm felt with reinforcement layers for increased comfort and protection.	RUNNER / HOLDER	CCM SPEEDBLADE Non-replaceable stainless steel blade with elevated holder for an increased attack angle.

THE CCM JETSPEED YOUTH SKATE

A SKATE DEVELOPED ENTIRELY TO HELP YOUNG PLAYERS LEARN AND IMPROVE THEIR SKATING, AND TO ENJOY THE GAME TO ITS FULLEST. THE FEATURES OF THIS SKATE ARE COMPLETELY UNIQUE AND HAVE BEEN THOUGHT THROUGH TO HELP FIRST TIMERS ON THE ICE. THEY INCLUDE TWO (2) SETS OF BLADES: ONE TO HELP THE CHILD'S STABILITY ON THE ICE AND THE OTHER TO HELP THE CHILD IMPROVE THEIR SKATING PERFORMANCE.

TECH 001

FLEXIBLE BOOT FACING ZONE

EASIER TO COMFORTABLY WRAP THE BOOT AROUND THE ANKLE AND FOR THE CHILD TO FLEX THE SKATE WHEN LEARNING PROPER SKATING TECHNIQUES.

TECH 002

STABILITY BLADE

THIS BLADE FEATURES A FLAT PROFILE AND AN INCREASED THICKNESS, ALLOWING THE KID TO BE MORE STABLE WHEN THEY STEP ON THE ICE FOR THE FIRST TIME. THIS BLADE WILL HELP THEM LEARN KEY SKATING TECHNIQUES LIKE STARTS, STOPS AND STRIDES.



TECH 003

PERFORMANCE BLADE

ONCE BEGINNER MOVEMENTS HAVE BEEN LEARNED ON THE ICE, IT'S TIME TO SWITCH BLADES TO THE PERFORMANCE BLADE TO MASTER THESE SKILLS. THIS BLADE FEATURES THE SAME PROFILE AS CCM REGULAR STOCK YOUTH SKATE PRODUCTS.



STABILITY BLADE ON THE SKATE



PERFORMANCE BLADE ON THE SKATE

[SKJSPEED] \$
CCM JETSPEED
SKATES

SIZES YT 6 - 13 REGULAR FULL

QUARTER PACKAGE	3D INJECTED BOOT New ergonomic boot-shape specifically designed to provide children with comfort and stability.	FOOTBED	MOLDED KID SIZING ZONE It's never been easier to fit tiny feet. Provides young players with support, comfort and the most accurate measurement.
FACINGS	FLEXIBLE FACING Allows for a better wrap around the foot and more comfort	RUNNER	REPLACEABLE YOUTH HOLDER Allows new players to easily switch their blades to match their advancing level of play.
LINER	BRUSHED MICROFIBER Comfortable with resistance to wear.	HOLDER	STABILITY BLADE New and thicker blade with a flat radius to provide stability for players learning to skate.
TONGUE	FELT WITH EMBOSSED LACE-BITE PROTECTION 7mm felt with foam layers adds comfort and protection.		PERFORMANCE BLADE Standard width blade with performance profile for improving skaters.

RIBCOR 100K PRO

THE NEW RIBCOR 100K PRO SKATE IS UNIQUELY ENGINEERED TO HELP YOU MAXIMIZE YOUR AGILITY ON THE ICE.

FOR THE FIRST TIME EVER FEATURING CCM'S NEW ONE-PIECE BOOT **FLEX** TECHNOLOGY IN THE RIBCOR LINE, THE ENTIRE SKATE IS DESIGNED TO INCREASE YOUR RANGE OF MOTION AND OPTIMIZE YOUR PERFORMANCE. THE FLEXMOTION TONGUE, PAIRED WITH A NEW FLEXIBLE TENDON GUARD WILL GIVE YOU AN UNMATCHED FEELING AND THE ABILITY TO MOVE DEEPLY INTO YOUR STRIDES AND SHARP TURNS.



TECH 001

ONE-PIECE BOOT **FLEX**

THE ONE-PIECE BOOT IS ALL ABOUT PURE PERFORMANCE AND AGILITY. WITH THIS TECHNOLOGY, PLAYERS GET MORE DIRECT ENERGY TRANSFER AND A CLOSER FIT FOR FASTER STRIDES. THE ONE-PIECE BOOT **FLEX** PROVIDES EXCELLENT FORWARD FLEXION TO HELP PLAYERS GENERATE POWER AND LATERAL STABILITY WHICH INCREASES THEIR AGILITY ON THE ICE.

TECH 002

STEP BLACKSTEEL (+4MM)

MADE WITH THE HIGHEST QUALITY OF STEEL AND FEATURING CARBON-COATED TECHNOLOGY FOR SUPERIOR EDGE HARDNESS AND PHENOMENAL GLIDE. THE INCREASED HEIGHT OF THE BLADE LETS YOU DIG IN THE ICE WITH CONTROL AND CONFIDENCE.

TECH 003

FLEXMOTION TONGUE

THE NEW FLEXMOTION TONGUE WAS DESIGNED TO HELP PLAYERS INCREASE THEIR FORWARD FLEXION. THE RIBBED DESIGN ON THE TONGUES ALLOW YOU TO GO DEEP INTO YOUR SKATING STRIDE AND ALSO PROVIDE EXCELLENT LACE BITE PROTECTION.



[SK100KP] **NEW**
RIBCOR 100K PRO
 SKATES

HEAT MOLDABLE


SIZES	SR	7 - 12	TAPERED, REGULAR, WIDE	FULL/HALF	\$
	INT	4 - 6.5	TAPERED, REGULAR, WIDE	FULL/HALF	\$



[SK90K] **NEW**
RIBCOR 90K
 SKATES

HEAT MOLDABLE

SIZES	SR	7 - 12	REGULAR, WIDE	FULL/HALF	\$
	INT	4 - 6.5	REGULAR, WIDE	FULL/HALF	\$
	JR	1 - 3.5	REGULAR, WIDE	FULL/HALF	\$

QUARTER PACKAGE	ONE-PIECE BOOT FLEX All about performance and agility. Players get more direct energy transfer and a closer fit for more agility and faster strides.	QUARTER PACKAGE	FLEXFRAME TECHNOLOGY 3D-lasted ergonomic boot provides excellent comfort and enhances forward flexion and lateral stability to maximize your stride.
MATERIAL	RFM COMPOSITE NHL-caliber lightweight composite material with a flexible structure.	MATERIAL	RFM COMPOSITE NHL-caliber lightweight composite material with a flexible structure.
STIFFNESS PERFORMANCE INDEX	175-185 VARIABLE FLEX Flexible core offers excellent fit and enhanced biomechanics with every stride.	STIFFNESS PERFORMANCE INDEX	160-170 VARIABLE FLEX Flexible core offers excellent fit and enhanced biomechanics with every stride.
LINER	TOTALDRI COMFORT High-performance moisture-wicking material keeps feet dry and skates light, combined with a seamless assembly for increased comfort.	LINER	TOTALDRI COMFORT High-performance moisture-wicking material keeps feet dry and skates light, combined with a seamless assembly for increased comfort.
COMFORT PAD	SMOOTH CONTOUR PRO Soft pad around top of the boot for superior foot and ankle comfort.	COMFORT PAD	SMOOTH CONTOUR PRO Soft pad around the top of the boot for superior foot and ankle comfort.
ANKLE PADDING	ADPT MEMORY FOAM Extra comfort memory foam pads wrap around player's foot for customized fit and comfort.	ANKLE PADDING	ADPT MEMORY FOAM Extra comfort memory foam pads wrap around player's foot for customized fit and comfort.
TONGUE	REPLACEABLE FLEXMOTION TONGUE (XS TONGUE SYSTEM) 7mm tongue with FlexMotion design for increased forward flexion and advanced lace-bite protection.	TONGUE	REPLACEABLE ASYMMETRICAL DUAL LAYER (XS TONGUE SYSTEM) 7mm felt with reinforcement layers for increased comfort and protection.
MIDSOLE	LIGHTWEIGHT COMPOSITE MIDSOLE For enhanced energy transfer from blade to boot.	OUTSOLE	CONCAVE TECH WITH EXHAUST SYSTEM Stiff design helps energy transfer while the exhaust system wicks moisture out of the boot.
TOE CAP	ASYMMETRICAL DESIGN Asymmetrical toe cap shape for an improved fit.	FOOTBED	CCM ORTHOLITE®** Lightweight comfort and support. 
FOOTBED	MOLDED CCM ORTHOLITE® ULTRALITE™ Ultra-lightweight comfort and superior support.	HOLDER	SPEEDBLADE XS CCM quick-release holder with bladelock system.
HOLDER	SPEEDBLADE XS CCM quick-release holder with bladelock system.	RUNNER	SR & INT : XS1 STAINLESS Provides a long-lasting edge for long-term performance. 12% more height than standard blades for better turns. JR: XS STAINLESS Provides a long-lasting edge for long-term performance.
RUNNER	STEP BLACKSTEEL (+4MM) Highest quality of steel with carbon-coated technology for superior edge hardness and phenomenal glide.		

** CCM Ortholite® insoles are a result of Ortholite's commitment to sustainable technologies that get it closer to the end goal of ZERO waste. The insoles are comprised of 98% re-purposed post-production foam waste material.



[SK88K] **NEW**
RIBCOR 88K
SKATES

HEAT MOLDABLE

SIZES	SR	7 - 11.5	REGULAR, WIDE	FULL/HALF	\$
	INT	4 - 6.5	REGULAR, WIDE	FULL/HALF	\$
	JR	1 - 3.5	REGULAR, WIDE	FULL/HALF	\$



[SK86K] **NEW**
RIBCOR 86K
SKATES

HEAT MOLDABLE

SIZES	SR	7 - 11.5	REGULAR, WIDE	FULL/HALF	\$
	INT	4 - 6.5	REGULAR, WIDE	FULL/HALF	\$
				FULL/HALF	\$

QUARTER PACKAGE

METAFRAME TECHNOLOGY WITH RFM COMPOSITE
Ergonomic boot-shape system provides a superior fit for your foot.

QUARTER PACKAGE

INJECTED TECHNOLOGY WITH SYNTHETIC COMPOSITE
Durable boot with structural stiffness.

STIFFNESS PERFORMANCE INDEX

150
Solid core generates good skating performance.

STIFFNESS PERFORMANCE INDEX

130
Solid core generates good skating performance.

LINER

HD MICROFIBER
High resistance to wear while delivering major comfort.

LINER

HD MICROFIBER
High resistance to wear while delivering major comfort.

COMFORT PAD

SMOOTH CONTOUR
Soft pad around the top of the boot for excellent foot and ankle comfort.

ANKLE PADDING

ADPT MEMORY FOAM
Extra comfort memory foam pads wrap around player's foot for customized fit and comfort.

ANKLE PADDING

ADPT MEMORY FOAM
Extra comfort memory foam pads wrap around player's foot for customized fit and comfort.

TONGUE

REPLACEABLE ASYMMETRICAL FELT (XS TONGUE SYSTEM)
6mm felt with reinforcement layers for increased comfort and protection.

TONGUE

REPLACEABLE ASYMMETRICAL DUAL LAYER (XS TONGUE SYSTEM)
7mm felt with reinforcement layer for increased comfort and protection.

FOOTBED

CCM ORTHOLITE® **
Lightweight comfort and support.



OUTSOLE

SR: DUAL INJECTED REINFORCED TPU WITH EXHAUST SYSTEM
Lightweight, stiff design provides better energy transfer while the exhaust system wicks moisture out of the boot.
INT & JR: CONCAVE REINFORCED INJECTION WITH EXHAUST SYSTEM
Stiff design provides energy transfer while the exhaust system wicks moisture out of the boot.

HOLDER

SPEEDBLADE XS
CCM quick-release holder with bladelock system.

FOOTBED

CCM ORTHOLITE® **
Lightweight comfort and support.



HOLDER

SPEEDBLADE XS
CCM quick-release holder with bladelock system.

RUNNER

CCM XS
Stainless steel runner.

RUNNER

CCM XS
Stainless steel runner.

** CCM Ortholite® insoles are a result of Ortholite's commitment to sustainable technologies that get it closer to the end goal of ZERO waste. The insoles are comprised of 98% re-purposed post-production foam waste material.

100K PRO

ONE PIECE
EDGE

FLEX

FIBCOR // 100K PRO FLEX //
ONE-PIECE BOOT FLEX // RANGE OF MOTION
DESIGNED IN MONTREAL

100K PRO



[SKAS3P] **HEAT MOLDABLE**
SUPER TACKS AS3 PRO
 SKATES

SIZES	SR	7 - 12	D, EE	FULL/HALF	\$
	INT-JR	3 - 6.5	D	FULL/HALF	\$
		4 - 6.5	EE	FULL/HALF	\$

QUARTER PACKAGE	ONE-PIECE BOOT	All about performance and power. Players get more direct energy transfer and a closer fit for more powerful and faster strides.
MATERIAL	CARBON COMPOSITE	Premium carbon composite delivers excellent energy transfer.
STIFFNESS PERFORMANCE INDEX	215	Super lightweight, stiff and thermo-formable core generates ultimate skating performance.
LINER	TOTALDRI PRO+	High-performance moisture-wicking material keeps feet dry and skates light, with superior protection against wear or rubbing.
COMFORT PAD	INJECTED SMOOTH CONTOUR PRO	Thick padding around the top of the boot provides comfort to your foot and ankle.
ANKLE PADDING	MEMORY FOAM COMFORT	Multi-density foam pads wrap anatomically around your foot for customized fit and comfort.
TONGUE	REPLACEABLE METATOMIC (XS TONGUE SYSTEM)	New replaceable 7mm tongue with asymmetrical flex point for a better wrap and advanced lace-bite protection.
MIDSOLE	LIGHTWEIGHT COMPOSITE MIDSOLE	For enhanced energy transfer from blade to boot.
FOOTBED	CCM ORTHOLITE® ULTRALITE™	Ultra-lightweight comfort and superior support.
HOLDER	SPEEDBLADE XS	CCM quick-release holder with bladelock system.
RUNNER	XS1 BLACK (+2MM)	Oxide treatment provides a harder runner with a longer edge life and 12% more height than standard blades for better turns and performance.



SR

[SKAS3] **HEAT MOLDABLE**
SUPER TACKS AS3
 SKATES

SIZES	SR	7 - 12	D	FULL/HALF	\$
		7 - 10	EE	FULL/HALF	\$
	INT-JR	3 - 6.5	D	FULL/HALF	\$
		4 - 6.5	EE	FULL/HALF	\$
	YT	SEE PAGE 21			

QUARTER PACKAGE	ONE-PIECE BOOT	All about performance and power. Players get more direct energy transfer and a closer fit for faster strides.
MATERIAL	RFM COMPOSITE	NHL-caliber lightweight composite material.
STIFFNESS PERFORMANCE INDEX	190	Lightweight, stiff and thermo-formable core generates ultimate skating performance.
LINER	TOTALDRI	High-performance moisture-wicking material keeps feet dry and skates light, with added protection against wear or rubbing.
COMFORT PAD	INJECTED SMOOTH CONTOUR PRO	Thick padding around the top of the boot provides comfort to your foot and ankle.
ANKLE PADDING	MEMORY FOAM COMFORT	Multi-density foam pads wrap anatomically around your foot for customized fit and comfort.
TONGUE	REPLACEABLE ASYMMETRICAL TRITECH FLEX ((XS TONGUE SYSTEM)	7mm asymmetrical tongue molds to the foot and ankle, and features enhanced lace-bite protection.
FOOTBED	CCM ORTHOLITE® ULTRALITE™	Ultra-lightweight comfort and superior support.
HOLDER	SPEEDBLADE XS	Ultra-lightweight comfort and superior support.
RUNNER	XS STAINLESS	Provides a long-lasting edge for long-term performance.



JR



SR



JR

[SK9380] **HEAT MOLDABLE**
SUPER TACKS 9380
 SKATES

SIZES	SR	7 - 12	D	FULL/HALF	\$
		7 - 10-13	EE	FULL/HALF	\$
	INT-JR	1 - 6.5	D	FULL/HALF	\$
		4 - 6.5	EE	FULL/HALF	\$
	YT	SEE PAGE 21			

QUARTER PACKAGE	METAFRAME TECHNOLOGY	Ergonomic boot-shape system provides a superior fit for your foot.
MATERIAL	RFM COMPOSITE	NHL-caliber lightweight composite material.
STIFFNESS PERFORMANCE INDEX	175	Thermo-formable core generates excellent skating performance.
LINER	SR: TOTALDRI: High-performance moisture-wicking material keeps feet dry and skates light, with added protection against wear or rubbing. INT-JR: HD MICROFIBER: High resistance to wear while delivering major comfort and durability.	
COMFORT PAD	INJECTED SMOOTH CONTOUR PRO	Thick padding around the top of the boot provides comfort to your foot and ankle.
ANKLE PADDING	MEMORY FOAM COMFORT	Multi-density foam pads wrap anatomically around your foot for customized fit and comfort.
TONGUE	REPLACEABLE ASYMMETRICAL DUAL LAYER (XS TONGUE SYSTEM)	SR: 10mm felt with reinforcement layers for increased comfort and protection. INT-JR: 7mm felt with reinforcement layers for increased comfort and protection.
OUTSOLE	SR: DUAL INJECTED REINFORCED TPU WITH EXHAUST SYSTEM	INT-JR: CONCAVE REINFORCED INJECTION WITH EXHAUST SYSTEM Lightweight, stiff design provides better energy transfer while the exhaust system wicks moisture out of the boot.
FOOTBED	CCM ORTHOLITE® **	Lightweight comfort and support. 
HOLDER	SPEEDBLADE XS	CCM quick-release holder with bladelock system.
RUNNER	SR: XS STAINLESS INT-JR: CCM XS	Provides a long-lasting edge for long-term performance. Stainless steel runner.




SR



JR

[SK9370] **HEAT MOLDABLE**
SUPER TACKS 9370
 SKATES

SIZES	SR	7 - 12	D	FULL/HALF	\$
		7 - 10	EE	FULL/HALF	\$
	INT-JR	1 - 6.5	D	FULL/HALF	\$
		3 - 6.5	EE	FULL/HALF	\$

QUARTER PACKAGE	METAFRAME TECHNOLOGY WITH SYNTHETIC COMPOSITE	Ergonomic boot-shape system provides a superior fit for your foot.
STIFFNESS PERFORMANCE INDEX	155	Solid core for great skating performance.
LINER	HD MICROFIBER	High resistance to wear while delivering major comfort and durability.
TONGUE	REPLACEABLE ASYMMETRICAL DUAL LAYER (XS TONGUE SYSTEM)	7mm felt with reinforcement layer for increased comfort and protection.
OUTSOLE	SR: DUAL INJECTED REINFORCED TPU WITH EXHAUST SYSTEM	INT-JR: CONCAVE REINFORCED INJECTION WITH EXHAUST SYSTEM Lightweight, stiff design provides better energy transfer while the exhaust system wicks moisture out of the boot.
FOOTBED	CCM ORTHOLITE® **	Lightweight comfort and support. 
HOLDER	SPEEDBLADE XS	CCM quick-release holder with bladelock system.
RUNNER	CCM XS	Stainless steel runner.

** CCM Ortholite® insoles are a result of Ortholite's commitment to sustainable technologies that get it closer to the end goal of ZERO waste. The insoles are comprised of 98% re-purposed post-production foam waste material.



[SK9360]
SUPER TACKS 9360
 SKATES

SIZES	SR	7 - 12	D	FULL	\$
	INT-JR	1 - 6	D	FULL	\$

QUARTER PACKAGE	REINFORCED 3D INJECTED BOOT	New ergonomic boot-shaping system provides great comfort and durability.
STIFFNESS PERFORMANCE INDEX	125	Solid core for good skating performance.
LINER	HD MICROFIBER	Comfortable fit with high resistance to wear.
TONGUE	FELT TONGUE WITH EMBOSSED LACE-BITE PROTECTION	7mm felt with added foam for comfort and protection.
FOOTBED	CCM FOOTBED	Provides support and comfort.
HOLDER/RUNNER	CCM SPEEDBLADE	Non-replaceable, pre-sharpened stainless steel blade with elevated holder for an increased attack angle.



[SK9350]
SUPER TACKS 9350
 SKATES

SIZES	SR	7 - 12	D	FULL	\$
	INT-JR	1 - 6	D	FULL	\$
	YT	SEE PAGE 21			

QUARTER PACKAGE	3D INJECTED BOOT	New ergonomic boot-shaping system provides great comfort and durability.
STIFFNESS PERFORMANCE INDEX	115	Solid core for good skating performance.
LINER	BRUSHED MICROFIBER LINER	Comfortable and high resistance to wear.
TONGUE	FELT TONGUE	7mm felt with added foam for comfort and protection.
FOOTBED	CCM FOOTBED	Provides support and comfort.
HOLDER/RUNNER	CCM SPEEDBLADE	Non-replaceable, pre-sharpened stainless steel blade with elevated holder for an increased attack angle.



[SKAS3] \$
SUPER TACKS AS3
SKATES

SIZES YT 8 - 10 D FULL
11 - 13.5 D FULL/HALF

QUARTER PACKAGE	REINFORCED INJECTED TECHNOLOGY WITH SYNTHETIC COMPOSITE	Durable boot with extra reinforcement for structural stiffness.
STIFFNESS PERFORMANCE INDEX	125	Solid core generates good skating performance.
LINER	BRUSHED MICROFIBER LINER WITH DURAZONE ABRASION PROTECTION	Comfortable and durable, with added protection against wear and rubbing.
TONGUE	FELT TONGUE WITH EMBOSSED LACE-BITE PROTECTION	7mm felt with reinforcement layers for increased comfort and protection.
OUTSOLE	CONCAVE REINFORCED INJECTION	Stiff design helps provide better energy transfer.
FOOTBED	MOLDED KID SIZING ZONE	It's never been easier to get the best fit for tiny feet. Provides young players with support, comfort and the most accurate measurement.
RUNNER / HOLDER	CCM SPEEDBLADE BLACK	Non-replaceable black steel blade with elevated holder for an increased attack angle.



[SK9380] \$
SUPER TACKS 9380
SKATES

SIZES YT 8 - 9 D FULL
10 - 13.5 D FULL/HALF

QUARTER PACKAGE	INJECTED CORE TECHNOLOGY	Durable boot with structural stiffness.
LINER	BRUSHED MICROFIBER LINER	Comfortable with high resistance to wear.
TONGUE	FELT TONGUE WITH EMBOSSED LACE-BITE PROTECTION	7mm felt with reinforcement layers for increased comfort and protection.
OUTSOLE	CONCAVE REINFORCED INJECTION	Stiff design helps provide better energy transfer.
FOOTBED	KID SIZING ZONE	It's never been easier to get the best fit for tiny feet. Provides young players with support, comfort and the most accurate measurement.
RUNNER / HOLDER	CCM SPEEDBLADE	Non-replaceable stainless steel blade with elevated holder for an increased attack angle.



[SK9350] \$
SUPER TACKS 9350
SKATES

SIZES YT 6 - 13 D FULL

QUARTER PACKAGE	INJECTED WITH MESH TECHNOLOGY	Durable boot with structural stiffness.
LINER	BRUSHED MICROFIBER LINER	Comfortable with high resistance to wear.
TONGUE	FELT TONGUE	5mm felt with added foam for comfort and protection.
OUTSOLE	INJECTED	Provides solid energy transfer from foot to skate.
FOOTBED	KID SIZING ZONE	It's never been easier to get the best fit for tiny feet. Provides young players with support, comfort and the most accurate measurement.
RUNNER / HOLDER	CCM SPEEDBLADE	Non-replaceable pre-sharpened stainless steel blade with elevated holder for an increased attack angle.

STEP[®]

CREATED FOR / CONÇU POUR **CCM**

STEP BLADES

STEP BLADES ARE MADE WITH PREMIUM GRADE STEEL, HELPING PLAYERS BENEFIT FROM A PHENOMENAL GLIDE AND AN OUTSTANDING EDGE QUALITY. STEP BLADES ARE THE MOST TRUSTED IN HOCKEY.

THE COMBINATION OF THE CCM ONE-PIECE BOOT, CCM XS HOLDER AND STEP BLADES CREATE THE ULTIMATE CONNECTION BETWEEN YOU AND THE ICE.



NEW
[RXSSTEPB] \$
STEP BLACKSTEEL XS HOLDER
+4MM POLISHED & CARBON-COATING
PAIR



NEW
[RXSSTEPV] \$
STEP V-STEEL XS HOLDER
+4MM POLISHED
PAIR



NEW
[RXSSTEP] \$
STEP STEEL XS HOLDER
+4MM HEIGHT
PAIR



NEW
[RSBSTEPB] \$
STEP BLACKSTEEL SB HOLDER
+4MM POLISHED & CARBON-COATING
PAIR



NEW
[RSBSTEP] \$
STEP STEEL SB HOLDER
+4MM HEIGHT
PAIR

BLADE LENGTH

XS HOLDER

SKATE SIZE	1	1.5	2	2.5	3	3.5	4	4.5	5	5.5	6	6.5	7	7.5	8	8.5	9	9.5	10	10.5	11	11.5	12	12.5	13
STEP BLACKSTEEL	215		221		230		238		247		255		263		271		280		287		295		304		-
STEP V-STEEL	215		221		230		238		247		255		263		271		280		287		295		304		-
STEP STEEL	215		221		230		238		247		255		263		271		280		287		295		304		312

SB HOLDER

SKATE SIZE	1	1.5	2	2.5	3	3.5	4	4.5	5	5.5	6	6.5	7	7.5	8	8.5	9	9.5	10	10.5	11	11.5	12	12.5	13
STEP BLACKSTEEL	215		221		230		238		247		255		263		271		280		287		295		304		-
STEP STEEL	215		221		230		238		247		255		263		271		280		287		295		304		-

[RXSSP] \$
SPEEDBLADE XS STAINLESS
STAINLESS STEEL
PAIR



[RSB] \$
SPEEDBLADE STAINLESS
REGULAR STEEL
PAIR



[HSBXS] \$
SPEEDBLADE XS HOLDER
LEFT / RIGHT



[HSB] \$
SB +4.0 HOLDER
LEFT / RIGHT



BLADE LENGTH

SKATE SIZE	1	1.5	2	2.5	3	3.5	4	4.5	5	5.5	6	6.5	7	7.5	8	8.5	9	9.5	10	10.5	11	11.5	12	12.5	13
HOLDER SIZE	215		221		230		238		247		255		263		271		280		287		295		304		-
BLADE LENGTH	215		221		230		238		247		255		263		271		280		287		295		304		-



[XSEXTR] \$
XS TONGUE EXTRA
PAIR

10mm black tongue
For reduced boot volume
43% thicker than the regular XS tongue
Molded D30® lace-bite protection
25% more resistant than stock Super Tacks AS3 Pro tongue
Customizable tongue tab



[XSREGU] \$
XS TONGUE REGULAR
PAIR

7mm white tongue
For standard boot volume
Molded D30® lace-bite protection
20% more resistant than stock Super Tacks AS3 Pro tongue
Customizable tongue tab



[XSSSLIM] \$
XS TONGUE SLIM
PAIR

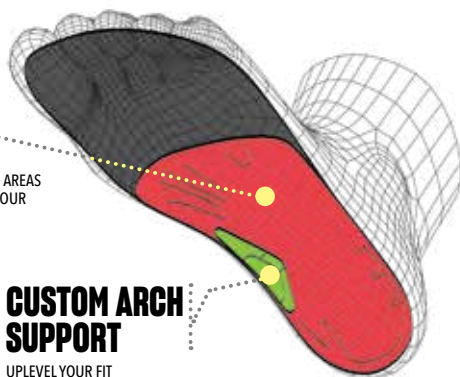
4mm black tongue
For additional boot volume
25% lighter than XS tongue regular
Molded lace-bite protection
Customizable tongue tab

XS TONGUE SIZE CHART

1 - 3.5	4 - 5.5	6 - 7.5	8 - 9.5	10 - 12.5
XS	S	M	L	XL

POWERGRID TECHNOLOGY

ENGINEERED TO TRANSFER ENERGY TO AREAS OF THE FOOT THAT ARE ESSENTIAL TO YOUR SKATING PERFORMANCE.



CUSTOM ARCH SUPPORT

UPLEVEL YOUR FIT AND PERFORMANCE.



[ORTHMV] \$
CCM ORTHOMOVE HOCKEY INSOLES


FEATURING CUSTOM ARCH SUPPORT INSERTS AND POWERGRID TECHNOLOGY.



CCM ORTHOMOVE SIZE CHART

3 - 4.5	5 - 6.5	7 - 8.5	9 - 10.5	11 - 12
S	M	L	XL	XXL

[MS602] \$
SPEEDBLADE +4.0 REPLACEMENT SCREWS



[XSHRS5] \$
SPEEDBLADE XS HOLDER REPLACEMENT PARTS
5 PAIRS



[ACUPLU] \$
SKATE OVEN



NEW
[STEPKIT] \$
STEP HONING STONE & CLOTH KIT



[BRANOK] \$
BRANNOCK

[CCRXS] \$
SPEEDBLADE XS CARRYING CASE





[SKFT4P]
JETSPEED FT4 PRO

KEY FEATURES

ONE-PIECE BOOT SPEED (SPI 195)
Closer fit, more energy transfer and ultra lightweight

METATOMIC XS TONGUE
3-layer replaceable with anatomical feel

STEP BLACKSTEEL (+4mm)
Best glide and edge life in the game



[SKFT4]
JETSPEED FT4

KEY FEATURES

ONE-PIECE BOOT SPEED (SPI 180)
Closer fit, more energy transfer and lightweight

TRITECH XS TONGUE
Replaceable classic 3-layer tongue

STEP STEEL (+4mm)
Highest quality steel with optimized profile



[SK485]
JETSPEED FT485

KEY FEATURES

ONE-PIECE BOOT (SPI 165)
Thermoformable composite provides closer fit and more energy transfer

MEMORY FOAM ANKLE PADS
Increases comfort for all

ASYMMETRICAL XS DUAL LAYER TONGUE
Replaceable tongue with anatomical feel



[SK100KP]
RIBCOR 100K PRO

KEY FEATURES

ONE-PIECE BOOT FLEX
Closer fit, more energy transfer and better forward flex

FLEXMOTION XS TONGUE
Improves forward flex

STEP BLACKSTEEL (+4mm)
Best glide and edge life in the game



[SK90K]
RIBCOR 90K

KEY FEATURES

3D-LASTED, 2-PIECE FLEXFRAME BOOT
Pro-caliber composite boot providing better forward flex

ASYMMETRICAL XS DUAL LAYER TONGUE
Replaceable tongue with anatomical feel

XS1 STAINLESS (+2mm)
Taller steel helps perform agile movements



[SK88K]
RIBCOR 88K

KEY FEATURES

2-PIECE METAFRAME BOOT WITH COMPOSITE
Ergonomic boot shape provides best-in-class fit.

ADPT MEMORY FOAM ANKLE PADS
Replicates comfort of elite skates

ASYMMETRICAL XS DUAL LAYER TONGUE
Replaceable tongue with anatomical feel



[SKAS3P]
SUPER TACKS AS3 PRO

KEY FEATURES

ONE-PIECE BOOT (SPI 215)
Closer fit, more energy transfer and better power strides

MEMORY FOAM COMFORT ANKLE PADS
Increases comfort on stiffer boot

XS1 BLACK (+2mm)
Taller steel helps perform agile movements



[SKAS3]
SUPER TACKS AS3

KEY FEATURES

ONE-PIECE BOOT (SPI 190)
Closer fit, more energy transfer and better power strides

TRITECH XS TONGUE
Replaceable classic 3-layer tongue

XS STAINLESS
Durable and super lightweight steel



[SK9380]
SUPER TACKS 9380

KEY FEATURES

2-PIECE METAFRAME BOOT WITH COMPOSITE (SPI 175)
Ergonomic boot shape provides best-in-class fit

ADPT MEMORY FOAM ANKLE PADS
Replicates comfort of elite skates

ASYMMETRICAL XS DUAL LAYER TONGUE
Replaceable tongue with anatomical feel



[SK475]

JETSPEED FT475

KEY FEATURES

ONE-PIECE BOOT (SPI 140)
Best-in-class fit and energy transfer

XS REPLACEABLE TONGUE
Ability to customize fit

XS HOLDER
Ability to customize steel



[SK86K]

RIBCOR 86K

KEY FEATURES

2-PIECE SYNTHETIC COMPOSITE BOOT
Provides support and forward flex features

XS REPLACEABLE TONGUE
Ability to customize fit

XS HOLDER
Ability to customize steel



[SK9370]

SUPER TACKS 9370

KEY FEATURES

2-PIECE METAFRAME BOOT (SPI 155)
Ergonomic boot shape provides best-in-class fit

XS REPLACEABLE TONGUE
Ability to customize fit

XS HOLDER
Ability to customize steel



[SK9360]

SUPER TACKS 9360

KEY FEATURES

3D INJECTED BOOT (SPI 125)
Supportive boot structure provides excellent comfort

7mm FELT TONGUE
Added foam for extra comfort

CCM SPEEDBLADE
Non-replaceable holder & steel



[SK9350]

SUPER TACKS 9350

KEY FEATURES

3D INJECTED BOOT (SPI 115)
Supportive boot structure provides excellent comfort

5mm FELT TONGUE
Base comfort structure

CCM SPEEDBLADE
Non-replaceable holder & steel

CCM PERFORMANCE LAB

RESEARCH AND RETAIL DEVELOPMENT

AT CCM, WE ARE ALWAYS LOOKING TO PUSH INNOVATION. THE STICK CATEGORY RELIES ON ADVANCES IN MECHANICAL ENGINEERING TO ALLOW DATA DRIVEN PERFORMANCE.

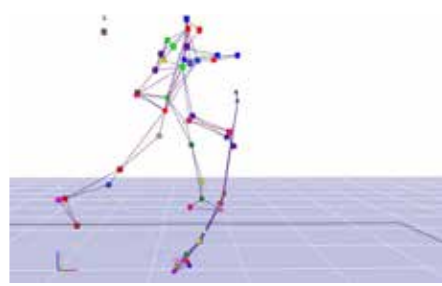


41
R&D STUDIES

30 240
SHOTS ANALYSED

353
PLAYERS

85 NHL PROSPECTS **25** NHL PROS



FITTING

ONLINE STICK FITTER



IN-STORE STICK FITTER



THE CCM STICK FITTER IS AN INNOVATIVE RETAIL EXPERIENCE THAT IS DESIGNED TO HELP PLAYERS FIND THE RIGHT STICK FOR THEIR GAME.



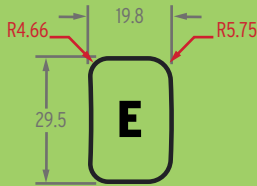
LOW KICK POINT

GRADUAL DECREASE IN STIFFNESS IN THE BOTTOM OF THE SHAFT TO MAXIMIZE EASE OF LOADING AND QUICK RELEASES.

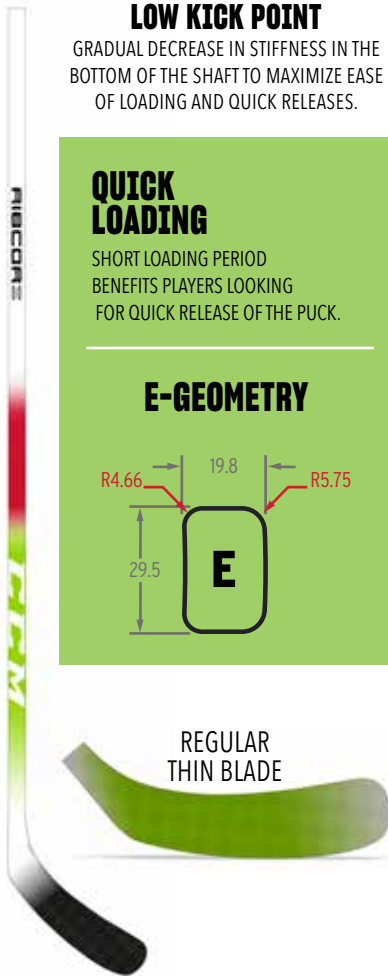
QUICK LOADING

SHORT LOADING PERIOD BENEFITS PLAYERS LOOKING FOR QUICK RELEASE OF THE PUCK.

E-GEOMETRY



REGULAR THIN BLADE



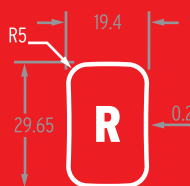
HYBRID KICK POINT

OPTIMIZED FLEX ZONES CREATES A HINGE EFFECT FOR GREATER SPEED.

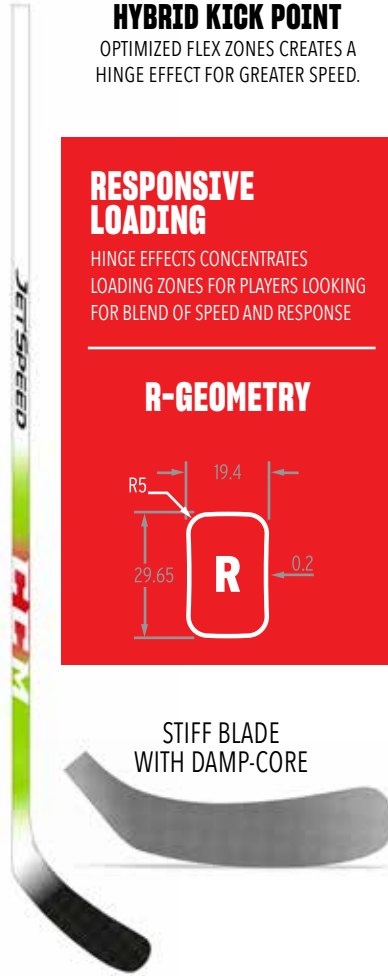
RESPONSIVE LOADING

HINGE EFFECTS CONCENTRATES LOADING ZONES FOR PLAYERS LOOKING FOR BLEND OF SPEED AND RESPONSE

R-GEOMETRY



STIFF BLADE WITH DAMP-CORE



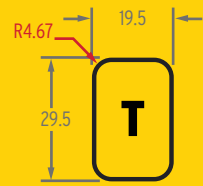
MID KICK POINT

STIFF BOTTOM OF THE SHAFT FOR MORE CONTROL WITH A SOFTER MID-SECTION TO MAXIMIZE LOADING AND POWER.

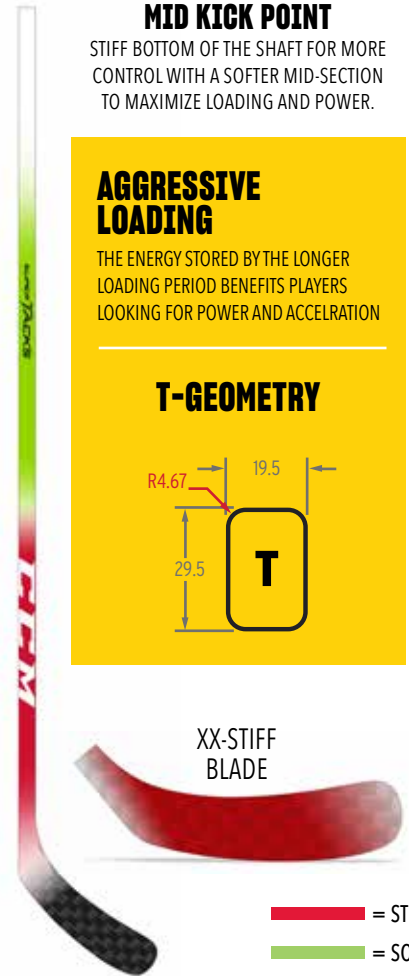
AGGRESSIVE LOADING

THE ENERGY STORED BY THE LONGER LOADING PERIOD BENEFITS PLAYERS LOOKING FOR POWER AND ACCELERATION

T-GEOMETRY



XX-STIFF BLADE



— = STIFF
— = SOFT



CURVE COMPARISON

P29 - PASSIVE

MORE TRADITIONAL, FOR PLAYERS WHO ARE STRAIGHTER WHEN SHOOTING

P90TM - HAPPY MEDIUM

DEVELOPED FOR TODAY'S GAME, AN HYBRID OF THE P29 AND THE P28

P28 - AGGRESSIVE

FOR PLAYERS WHO'S HANDS ARE OUT IN FRONT AND CAN FIRE FROM THE TOE OF THE BLADE

JETSPEED FT4 PRO

THE RED ROCKET STRIKES AGAIN. NO LONGER A SECRET WITH PRO SNIPERS, BE THE TALK OF THE LEAGUE WITH THE NEW JETSPEED FT4 PRO STICK. FEATURING OUR MOST POPULAR KICK POINT AT PRO AND OUR NEW SKELETON+ TECHNOLOGY, YOU'LL BE SURE TO SCORE FROM EVERYWHERE.

TECH 001

NEW SKELETON+ TECHNOLOGY

NEW MANUFACTURING TECHNOLOGY FOUND IN THE TAPER AREA WHICH PROVIDES A LIGHTER AND BETTER FEELING STICK YOU CAN RELY ON IN KEY MOMENTS OF THE GAME

TECH 002

NANOLITE CARBON LAYERING

HIGH-PERFORMANCE CARBON LAYERING TECHNOLOGY COMBINED WITH SIGMATEX® SPREAD TOW CREATES A STICK THAT'S BOTH INCREDIBLY LIGHT AND INCREDIBLY STRONG

TECH 003

HYBRID KICK POINT

CREATES A HINGE EFFECT SO YOU CAN LOAD THE STICK USING A BLEND OF SPEED AND RESPONSE

TECH 004

SHAFT: R-GEOMETRY

A STREAMLINED SHAPE WITH ROUNDED CORNERS AND CONCAVE SIDES THAT KEEPS GAINING IN POPULARITY. IT DELIVERS HIGH-PERFORMANCE AND ULTRA-COMFORT

JETSPEED FT4 PRO



[HSFT4P] **NEW**
JETSPEED
FT4 PRO
 STICKS

SR \$ _____
 INT \$ _____
 JR \$ _____
 YT \$ _____

TAPER
NEW SKELETON+
 New technology found in the taper area which provides not only a lighter and better feeling stick, but also better reliability in key moments due to more consistent manufacturing.

KICK POINT
HYBRID KICK POINT
 Creates a hinge effect so you can load the stick using a blend of speed and response.

SHAFT TECHNOLOGY
NANOLITE CARBON LAYERING
 High-performance carbon layering technology combined with sigmatex® spread tow creates a stick that's both incredibly light and incredibly strong.

BLADE
RR-90 BLADE WITH DAMP-CORE
 Featuring our exclusive dampening material and an optimized stiffness, it provides the right mix of feel and pop for the best of both worlds.

SHAFT DIMENSIONS
R-GEOMETRY
 A streamlined shape with rounded corners and concave sides that keeps gaining in popularity. It delivers high-performance and ultra-comfort.

MATERIAL
SIGMATEX SPREAD TOW
 Developed by a world leader in aerospace technology specifically for CCM, this high-performance spread tow fabric features an innovative weaving process that makes this stick light, strong and durable.

INTERMEDIATE / JUNIOR
UNIQUE I AND J GEOMETRY
 Adjusted specifically for each segment's hand size, the rounded corners and concave sides improve control and comfort.

OFFERING

- | | |
|---|--|
| SR - 95 / 62"
P28 / P29 / P88 / P90TM | INT - 65 / 57"
P28 / P29 / P88 / P90TM |
| SR - 85 / 60"
P28 / P29 / P88 / P90TM | INT - 55 / 55"
P28 / P29 / P88 / P90TM |
| SR - 80 / 60"
P28 / P29 / P88 / P90TM | JR - 50 / 54"
P28 / P29 / P88 / P90TM |
| SR - 75 / 60"
P28 / P29 / P88 / P90TM | JR - 40 / 51"
P28 / P29 / P88 / P90TM |
| SR - 70 / 60"
P28 / P29 / P88 / P90TM | YT - 30 / 48"
P28 |

[HSFT4] **NEW**
JETSPEED
FT4
 STICKS

SR \$ _____
 INT \$ _____
 JR \$ _____

TAPER
NEW SKELETON+
 New technology found in the taper area which provides not only a lighter and better feeling stick, but also better reliability in key moments due to more consistent manufacturing.

KICK POINT
HYBRID KICK POINT
 Creates a hinge effect so you can load the stick using a blend of speed and response.

BLADE
JF-90 BLADE WITH DAMP-CORE
 With an exclusive dampened core and tactile surface, this lightweight blade is designed to give you an heightened feel for the puck.

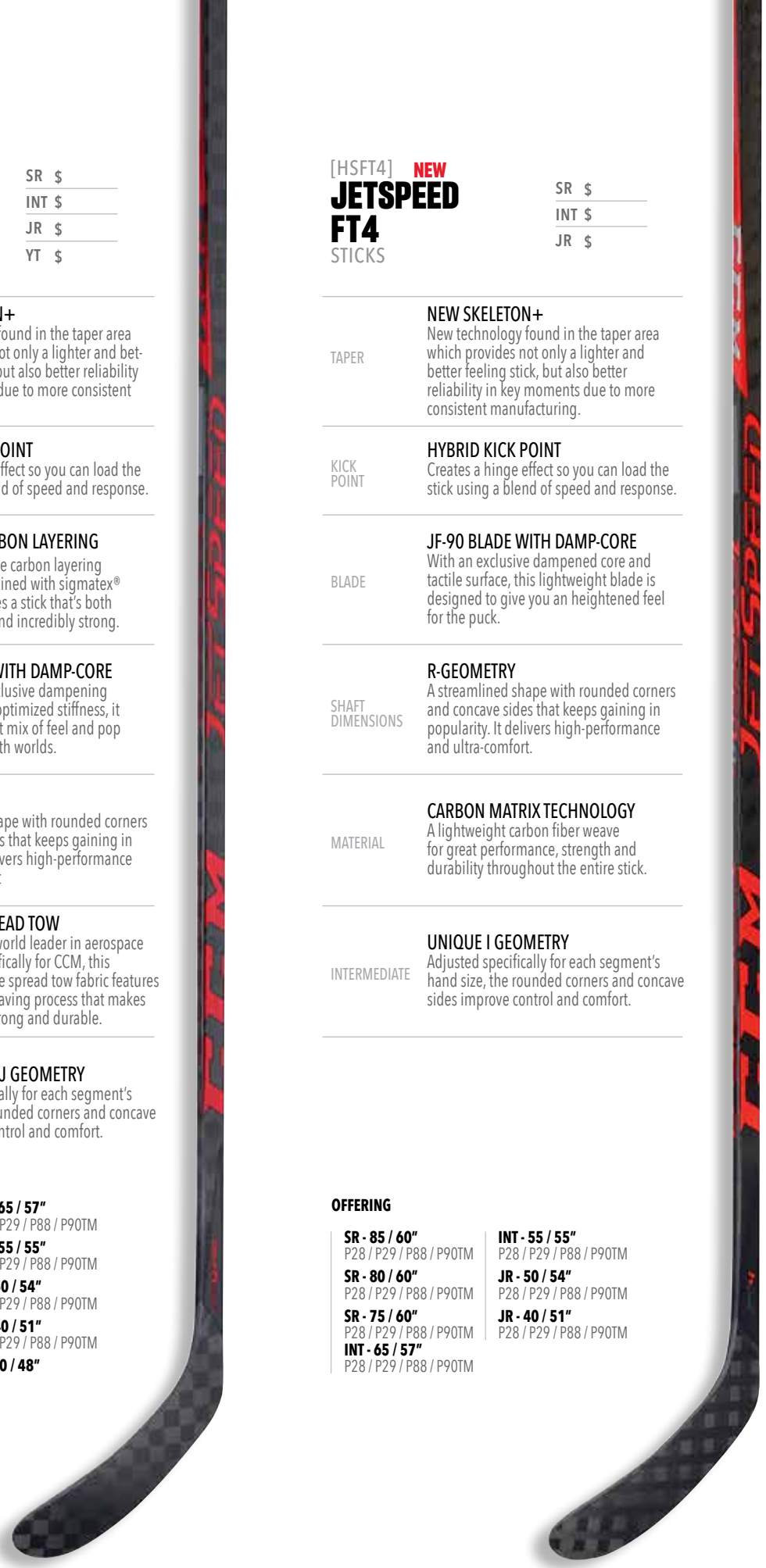
SHAFT DIMENSIONS
R-GEOMETRY
 A streamlined shape with rounded corners and concave sides that keeps gaining in popularity. It delivers high-performance and ultra-comfort.

MATERIAL
CARBON MATRIX TECHNOLOGY
 A lightweight carbon fiber weave for great performance, strength and durability throughout the entire stick.

INTERMEDIATE
UNIQUE I GEOMETRY
 Adjusted specifically for each segment's hand size, the rounded corners and concave sides improve control and comfort.

OFFERING

- | | |
|--|--|
| SR - 85 / 60"
P28 / P29 / P88 / P90TM | INT - 55 / 55"
P28 / P29 / P88 / P90TM |
| SR - 80 / 60"
P28 / P29 / P88 / P90TM | JR - 50 / 54"
P28 / P29 / P88 / P90TM |
| SR - 75 / 60"
P28 / P29 / P88 / P90TM | JR - 40 / 51"
P28 / P29 / P88 / P90TM |
| INT - 65 / 57"
P28 / P29 / P88 / P90TM | |



[HSFTM4] **NEW**
JETSPEED TEAM
 STICK

SR \$
 INT \$

KICK POINT
HYBRID KICK POINT
 Creates a hinge effect so you can load the stick using a blend of speed and response.

BLADE
JS3 BLADE
 With an exclusive dampened core and tactile surface, this lightweight blade is designed to provide heightened feel for the puck.

SHAFT DIMENSIONS
R-GEOMETRY
 A streamlined shape with rounded corners and concave sides that keeps gaining in popularity. It delivers high-performance and ultra-comfort

MATERIAL
CARBON MATRIX TECHNOLOGY WITH TACTILE BLADE FINISH
 A lightweight carbon fiber weave for great performance, strength and durability throughout the entire stick.

INTERMEDIATE
UNIQUE | GEOMETRY
 Adjusted specifically for each segment's hand size, the rounded corners and concave sides improve control and comfort.

OFFERING

- SR - 85 / 60"**
P28 / P29 / P88 / P90TM
- SR - 75 / 60"**
P28 / P29 / P88 / P90TM
- INT - 65 / 57"**
P28 / P29 / P88 / P90TM
- INT - 55 / 55"**
P28 / P29 / P88 / P90TM

[HSJ475] **NEW**
JETSPEED 475
 STICK

SR \$
 INT \$
 JR \$

KICK POINT
HYBRID KICK POINT
 Creates a hinge effect so you can load the stick using a blend of speed and response.

BLADE
JS3 BLADE
 With an exclusive dampened core and tactile surface, this lightweight blade is designed to give you an heightened feel for the puck.

SHAFT DIMENSIONS
R-GEOMETRY
 A streamlined shape with rounded corners and concave sides that keeps gaining in popularity. It delivers high-performance and ultra-comfort.

MATERIAL
CARBON MATRIX TECHNOLOGY WITH TACTILE BLADE FINISH
 A lightweight carbon fiber weave for great performance, strength and durability on blade only.

INTERMEDIATE
UNIQUE | GEOMETRY
 Adjusted specifically for each segment's hand size, the rounded corners and concave sides improve control and comfort.

OFFERING

- SR - 85 / 60"**
P28 / P29 / P88
- SR - 75 / 60"**
P28 / P29 / P88
- INT - 65 / 57"**
P28 / P29 / P88
- INT - 55 / 55"**
P28 / P29 / P88
- JR - 50 / 54"**
P28 / P29 / P88
- JR - 40 / 51"**
P28 / P29 / P88

JR

SR / INT

[HSJ465] **NEW**
JETSPEED 465
 STICK

SR \$
 INT \$
 JR \$

KICK POINT
HYBRID KICK POINT
 Creates a hinge effect so you can load the stick using a blend of speed and response

BLADE
STIFF BLADE
 Blade developed to provide durability

SHAFT DIMENSIONS
R-GEOMETRY
 A streamlined shape with rounded corners and concave sides that keeps gaining in popularity. It delivers high-performance and ultra-comfort.

OFFERING

- SR - 85 / 60"**
P29
- INT - 65 / 57"**
P29
- JR - 50 / 54"**
P29



[HSJY40] [HSJY30]
[HSJY20] [HSJY10]

**JETSPEED
YOUTH
STICKS**

YT \$

FLEX RATIO Designed with kids in mind, the flex ratio on this stick helps aspiring players load their stick while providing tons of support for great stickhandling and passing.

SHAFT TECHNOLOGY Lightweight and super durable, the shaft is designed to help smaller hands handle a stick like it's second nature. Developed using cutting-edge design tools to substantially reduce weight without sacrificing durability.

SIGMATEX® SPREAD TOW Developed by a world leader in aerospace technology specifically for CCM, this high-performance spread tow fabric features an innovative weaving process that makes this stick light, strong and durable.

P28 YOUTH BLADE Made with a specific curve, size and lie angle to help young players grab the puck and upgrade their shooting technique.

GRIP Full grip for greater stick control and minimized rotation in young players' hands.

FEATURE Blank name bar makes it easy for players to personalize their stick with their name and number.

OFFERING

- 40 FLEX (HSJY40) / 51"**
P28 / P29
- 30 FLEX (HSJY30) / 48"**
P28 / P29
- 20 FLEX (HSJY20) / 45"**
P28 / P29
- 10 FLEX (HSJY10) / 42"**
P28



[HSRIB8]

RIBCOR TRIGGER 5 PRO
STICKS

SR \$ _____
INT \$ _____
JR \$ _____

SHAFT TECHNOLOGY

NANOLITE CARBON LAYERING

High-performance carbon layering technology combined with Sigmatex® spread tow creates a stick that's both incredibly light and incredibly strong.

KICK POINT

LOW KICK POINT

Featuring a soft taper area and optimal vertical flex, our signature Ribcor Asymmetric Taper design maximizes loading and quick release of the puck.

SHAFT SHAPE

ERGONOMIC SHAFT DESIGN

Advanced ergonomic construction designed by the CCM Performance Lab in collaboration with the best hockey players in the game.

BLADE

AGILITY BLADE

The agility blade facilitates quick release and increases shot accuracy.

OFFERING

SR - 95 / 62"

P28 / P29 / P88 / P90TM

SR - 85 / 60"

P28 / P29 / P88 / P90TM

SR - 75 / 60"

P28 / P29 / P88 / P90TM

SR - 70 / 60"

P28 / P29 / P88 / P90TM

INT - 65 / 57"

P28 / P29 / P88 / P90TM

INT - 55 / 55"

P28 / P29 / P88 / P90TM

JR - 50 / 54"

P28 / P29 / P88 / P90TM

JR - 40 / 51"

P28 / P29 / P88 / P90TM

[HSRC5]

RIBCOR TRIGGER 5
STICKS

SR \$ _____
INT \$ _____
JR \$ _____

SHAFT TECHNOLOGY

CARBON MATRIX TECHNOLOGY

Developed using cutting edge design tools to substantially reduce weight without sacrificing durability.

KICK POINT

LOW KICK POINT

Featuring a soft taper area and optimal vertical flex, our signature Ribcor Asymmetric Taper design maximizes loading and release.

SHAFT SHAPE

ERGONOMIC SHAFT DESIGN

Advanced ergonomic construction designed by the CCM Performance Lab in collaboration with the best hockey players on the planet.

BLADE

ASCENT BLADE 2 WITH PEEL PLY BLADE TEXTURE

Lightweight blade with tactile surface and reinforced heel/toe area offers heightened puck feel.

OFFERING

SR - 95 / 62"

P28 / P29 / P88 / P90TM

SR - 85 / 60"

P28 / P29 / P88 / P90TM

SR - 75 / 60"

P28 / P29 / P88 / P90TM

SR - 70 / 60"

P28 / P29 / P88 / P90TM

INT - 65 / 57"

P28 / P29 / P88 / P90TM

INT - 55 / 55"

P28 / P29 / P88 / P90TM

JR - 50 / 54"

P28 / P29 / P88 / P90TM

JR - 40 / 51"

P28 / P29 / P88 / P90TM

[HSRT5]
**RIBCOR
 TEAM**
 STICKS

SR \$ _____
 INT \$ _____

- SHAFT TECHNOLOGY** **CARBON MATRIX TECHNOLOGY**
 Developed using cutting edge design tools to substantially reduce weight without sacrificing durability.
- KICK POINT** **LOW KICK POINT**
 Featuring a soft taper area and optimal vertical flex, our signature Ribcor Asymmetric Taper design maximizes loading and release.
- SHAFT SHAPE** **ERGONOMIC SHAFT DESIGN**
 Advanced ergonomic construction designed by the CCM Performance Lab in collaboration with the best hockey players in the game.
- BLADE** **ASCENT BLADE 2 WITH PEEL PLY BLADE TEXTURE**
 An optimized stiffness profile that transitions seamlessly from softer in the heel to extra stiff in the toe for heightened puck feel and quick releases.

OFFERING

- SR - 85 / 60"**
 P28 / P29 / P88 / P90TM
- SR - 75 / 60"**
 P28 / P29 / P88 / P90TM
- INT - 65 / 57"**
 P28 / P29 / P88 / P90TM
- INT - 55 / 55"**
 P28 / P29 / P88 / P90TM

[HSRC76]
**RIBCOR
 76K**
 STICKS

SR \$ _____
 INT \$ _____
 JR \$ _____

- MATERIAL** **CARBON MATRIX TECHNOLOGY ON BLADE**
 The carbon fibre weave that provides remarkable overall stiffness and strength for added durability. Tactile blade surface delivers heightened puck feel.
- KICK POINT** **LOW KICK POINT**
 Engineered low-kick point drives quickness of release.
- SHAFT SHAPE** **ENHANCED POP MATRIX TECHNOLOGY**
 Re-engineered Ribcor geometry offers a more efficient and seamless energy transfer to maximize bending strength and speed of release.
- BLADE** **ASCENT BLADE 2 WITH PEEL PLY BLADE TEXTURE**
 An optimized stiffness profile that transitions seamlessly from softer in the heel to extra stiff in the toe for heightened puck feel and quick releases.

OFFERING

- SR - 85 / 60"**
 P28 / P29
- SR - 75 / 60"**
 P28 / P29
- INT - 65 / 57"**
 P28 / P29
- INT - 55 / 55"**
 P28 / P29
- JR - 50 / 54"**
 P28 / P29
- JR - 40 / 51"**
 P28 / P29

JR

SR / INT



[HSAS3P]
SUPER TACKS AS3 PRO
STICK

SR \$
INT \$
JR \$
YT \$

SHAFT TECHNOLOGY
NANOLITE CARBON LAYERING
High-performance carbon layering technology combined with sigmatex® spread tow creates stick that's both incredibly light and incredibly strong.

KICK POINT
MID KICK POINT
Built with a soft mid-section for longer loading periods to store maximum energy, plus a stiff taper zone to boost stability and response.

SHAFT SHAPE
T-SHAPED SHAFT GEOMETRY
This proven square-shaped design provides players with a traditional feel that fits comfortably into the hands.

BLADE
ACU4 BLADE XX-STIFF BLADE
Our stiffest construction, this lightweight blade features a tactile surface for maximum feel and shot control, plus a reinforced toe and heel for unmatched durability.

OFFERING

SR - 95 / 62"
P28 / P29 / P88 / P90TM
SR - 85 / 60"
P28 / P29 / P88 / P90TM
SR - 75 / 60"
P28 / P29 / P88 / P90TM
SR - 70 / 60"
P28 / P29 / P88 / P90TM
INT - 65 / 57"
P28 / P29 / P88 / P90TM

INT - 55 / 55"
P28 / P29 / P88 / P90TM
JR - 50 / 54"
P28 / P29 / P88 / P90TM
JR - 40 / 51"
P28 / P29 / P88 / P90TM
YT - 30 / 48"
P28

[HSAS3]
SUPER TACKS AS3
STICK

SR \$
INT \$

SHAFT TECHNOLOGY
C6 WEAVE ON BLADE AND ON SHAFT
A carbon fibre weave that provides remarkable overall stiffness and strength for added durability on the shaft and blade.

KICK POINT
MID KICK POINT
A soft mid-section allows for a longer loading period to store more energy while the stiff taper zone maximizes stability and response.

SHAFT SHAPE
T-SHAPED SHAFT GEOMETRY
This proven square-shaped design provides players with a traditional feel that fits comfortably into the hands.

BLADE
ACU X-STIFF BLADE
Extra-stiff, lightweight construction featuring a tactile surface for maximum feel and shot control, plus a reinforced toe and heel for unmatched durability.

OFFERING

SR - 95 / 62"
P28 / P29 / P88 / P90TM
SR - 85 / 60"
P28 / P29 / P88 / P90TM
SR - 75 / 60"
P28 / P29 / P88 / P90TM

SR - 70 / 60"
P28 / P29 / P88 / P90TM
INT - 65 / 57"
P28 / P29 / P88 / P90TM
INT - 55 / 55"
P28 / P29 / P88 / P90TM

[HSSTT3]
SUPER TACKS TEAM
STICK

SR \$
INT \$

SHAFT TECHNOLOGY
C6 WEAVE ON BLADE AND SHAFT + PEEL PLY BLADE TEXTURE
Developed using cutting edge design tools to substantially reduce weight without sacrificing durability.

KICK POINT
MID KICK POINT
A soft mid-section allows for a longer loading period to store more energy while the stiff taper zone maximizes stability and response.

SHAFT SHAPE
T-SHAPED SHAFT GEOMETRY
This proven square-shaped design provides players with a traditional feel that fits comfortably into the hands.

BLADE
ASCENT BLADE 2
An optimized stiffness profile that transitions seamlessly from softer in the heel to extra stiff in the toe for heightened puck feel and quick releases.

OFFERING

SR - 85 / 60"
P28 / P29 / P88 / P90TM
SR - 75 / 60"
P28 / P29 / P88 / P90TM
SR - 70 / 60"
P28 / P29 / P88 / P90TM

INT - 65 / 57"
P28 / P29 / P88 / P90TM
INT - 55 / 55"
P28 / P29 / P88 / P90TM

[HS9380]
**SUPER TACKS
 9380**
 STICK

SR \$ _____
 INT \$ _____
 JR \$ _____

SHAFT TECHNOLOGY
C6 WEAVE ON BLADE
 A carbon fibre weave that provides remarkable overall stiffness and strength for added durability on the shaft and blade.

KICK POINT
MID KICK POINT
 All-in-one flex profile with two different stiffness zones delivering maximum loading for both wrist and slap shots.

SHAFT SHAPE
T-SHAPED SHAFT GEOMETRY
 This proven square-shaped design provides players with a traditional feel that fits comfortably into the hands.

BLADE
ULTRA ATTACKFRAME BLADE
 Lightweight blade with high torsional and bending stiffness for accurate shooting and passing.

OFFERING

- SR - 85 / 60"**
P28 / P29 / P88
- SR - 75 / 60"**
P28 / P29 / P88
- SR - 70 / 60"**
P28 / P29 / P88
- INT - 65 / 57"**
P28 / P29 / P88
- INT - 55 / 55"**
P28 / P29 / P88
- JR - 50 / 54"**
P28 / P29 / P88
- JR - 40 / 51"**
P28 / P29 / P88

JR

SR / INT

[HS9360]
**SUPER TACKS
 9360**
 STICK

SR \$ _____
 INT \$ _____
 JR \$ _____

SHAFT TECHNOLOGY
C6 WEAVE ON BLADE
 A carbon fibre weave that provides remarkable overall stiffness and strength for added durability on the shaft and blade.

KICK POINT
MID KICK POINT
 All-in-one flex profile with two different stiffness zones -delivering maximum loading for both wrist and slap shots.

SHAFT SHAPE
T-SHAPED SHAFT GEOMETRY
 This proven square-shaped design provides players with a traditional feel that fits comfortably into the hands.

BLADE
ULTRA ATTACKFRAME BLADE
 Lightweight blade with high torsional and bending stiffness for accurate shooting and passing.

OFFERING

- SR - 85 / 60"**
P29
- INT - 55 / 55"**
P29
- SR - 75 / 60"**
P29
- JR - 40 / 51"**
P29

[HSAS3Y]
**TACKS
 YOUTH**
 STICK

YT \$ _____


SHAFT
 Lightweight and super durable, the shaft is designed to help smaller hands handle a stick like its second nature.

BLADE
 Featuring a stiff, lightweight design, this blade allows young players to lift the puck and upgrade their shooting technique.

GRIP
 Full grip offers greater stick control and minimized rotation in young players' hands.

OFFERING

- FLEX 30 / 48"**
P29
- FLEX 20 / 45"**
P29





[HS252]
252 STICK *ALSO RECOMMENDED FOR STREET HOCKEY

OFFERING	SR \$	JR \$	YT \$
SR - P29			
JR - P29			
YT - P29 / SBL			

BLADE ABS CORE Stands up to a variety of playing surfaces - including asphalt for street hockey.

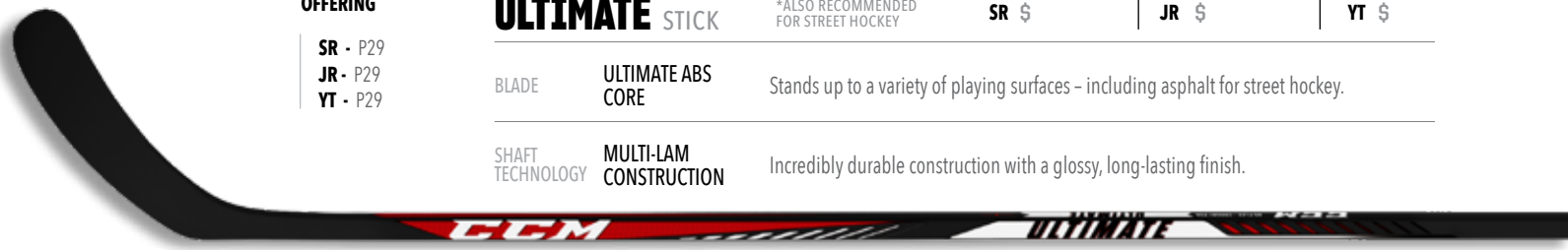


[HSSTR]
STREET STICK *ALSO RECOMMENDED FOR STREET HOCKEY

OFFERING	SR \$	JR \$	YT \$
SR - P29			
JR - P29			
YT - P29			

BLADE INJECTED BLADE Stands up to a variety of playing surfaces - including asphalt for street hockey.

SHAFT TECHNOLOGY MULTI-LAM CONSTRUCTION Incredibly durable construction with a glossy, long-lasting finish.



[HSULT]
ULTIMATE STICK *ALSO RECOMMENDED FOR STREET HOCKEY

OFFERING	SR \$	JR \$	YT \$
SR - P29			
JR - P29			
YT - P29			

BLADE ULTIMATE ABS CORE Stands up to a variety of playing surfaces - including asphalt for street hockey.

SHAFT TECHNOLOGY MULTI-LAM CONSTRUCTION Incredibly durable construction with a glossy, long-lasting finish.

[BLULT] \$
ULTIMATE
 BLADE

FIBERGLASS REINFORCED WITH ABS CORE
 Very high durability with great blade feel.

STANDARD HOSEL
 Fits with a traditional shaft.

P29 - CROSBY



[ENDPLU] \$
END
PLUG

4 inch composite end plug.
 Shapes: T



NEW

[ACCSTKJFT4] \$
JETSPEED FT4 PRO
 MINI STICK

CONSTRUCTION	Composite construction
SHAFT	27" Length shaft
SIDE	Left, Right



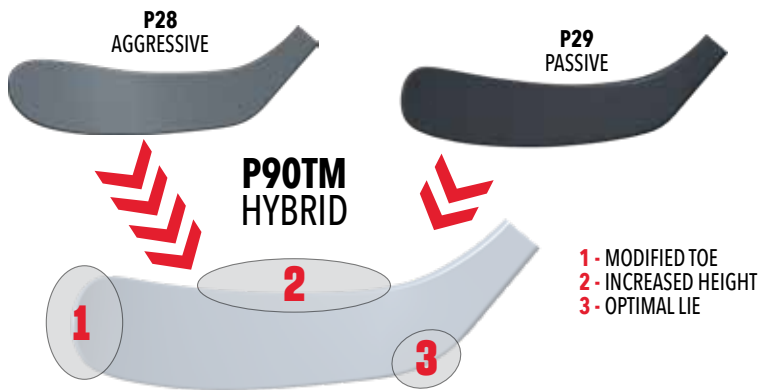
[HSNAMEP]

NAMEBAR PRINTER

A RETAIL TOOL THAT ALLOWS PLAYERS TO HAVE THEIR NAME PERMANENTLY PRINTED ON THEIR STICK, JUST LIKE THE PROS.

HOW IT WORKS:

- 1) Simply type in the name of the player.
- 2) Press the printer on the namebar and release the trigger.
- 3) Slowly move the printer downwards.



P90TM CURVE EVALUATION

POPULAR WITH OUR PRO PLAYERS, THE NEW P90TM BLENDS THE P28 AND THE P29 CURVES AND A SUBTLE TOE CURVE. COMBINED WITH A MAX HEIGHT AND A LOWER LIE, THIS IS IDEAL FOR THE PLAYER LOOKING FOR AN EDGE ON FACE-OFFS OR TO HELP TIPPING PUCKS IN THE AIR.

	POSITION MID SIZE BIG OPENESS OPENED	BENEFITS Best of both worlds, the new P90TM blends the P28 and P29 with a max height feature.	P90TM
	POSITION MID/TOE SIZE BIG OPENESS OPENED	BENEFITS Great for toe drags and hitting the top shelf.	P28 (186-2) (BAUER P28 / WARRIOR W28 / EASTON E28 / TRUE TC3)
	POSITION MID SIZE BIG OPENESS OPENED	BENEFITS The all-in-one. Accurate passing, good control and a hard shot.	P29 (203-2) (BAUER P29 / WARRIOR W03 / TRUE TC2 / EASTON E/P3 / SHERWOOD PP26)
	POSITION MID SIZE MEDIUM OPENESS CLOSED	BENEFITS Good for stickhandling and controlling shots.	P88 (184-1) (BAUER P88, WARRIOR W88, EASTON E36, TRUE MC)

[HSFT4P]
JETSPEED FT4 PRO

NEW SKELETON + (& R-GEOMETRY)
5g weight reduction for a better balanced and more reliable stick

KEY FEATURES
NANOLITE CARBON LAYERING WITH SIGMATEX
Decreases weight, improves strength and increases accuracy

RR-90 BLADE WITH DAMP-CORE
The right mix of feel and pop for the best of both worlds

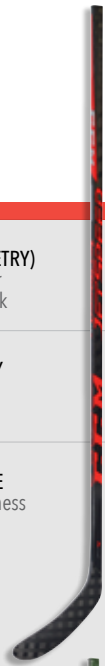


[HSFT4]
JETSPEED FT4

NEW SKELETON + (& R-GEOMETRY)
5g weight reduction for a better balanced and more reliable stick

KEY FEATURES
CARBON MATRIX TECHNOLOGY
Great weight while not sacrificing strength

JF-90 BLADE WITH DAMP-CORE
The right balance between stiffness and feel for responsiveness



[HSFTM4]
JETSPEED TEAM

R-GEOMETRY
Rounded corners for best fit and concave walls for great grip control

KEY FEATURES
CARBON MATRIX TECHNOLOGY
Great weight while not sacrificing strength

JS3 BLADE
The right balance between stiffness and feel



[HSRIB8]
RIBCOR TRIGGER 5 PRO

NANOLITE CARBON LAYERING WITH SIGMATEX
Decreases weight, improves strength and increases accuracy

KEY FEATURES
E-GEOMETRY
Ease of loading, quickness of releases and comfort

EXTRA LIGHT THIN BLADE
Lightest blade ever, takes feel to the next level




[HSRC5]
RIBCOR TRIGGER 5

CARBON MATRIX TECHNOLOGY
great weight while not sacrificing strength

KEY FEATURES
E-GEOMETRY
Ease of loading, quickness of releases and comfort

THIN BLADE
feel while keeping a level of stiffness for quick snaps




[HSRT5]
RIBCOR TEAM

CARBON MATRIX TECHNOLOGY
Great weight while not sacrificing strength

KEY FEATURES
E-GEOMETRY
Promotes ease of loading, quickness of releases and comfort

ASCENT BLADE
feel, with a stiff toe to maximize quick releases



[HSAS3P]
SUPER TACKS AS3 PRO

NANOLITE CARBON LAYERING WITH SIGMATEX
Decreases weight, improves strength and increases accuracy

KEY FEATURES
T-GEOMETRY
Square corners for a traditional grip

ACCU4 LIGHT BLADE
High vertical and torsional stiffness for maximum accuracy

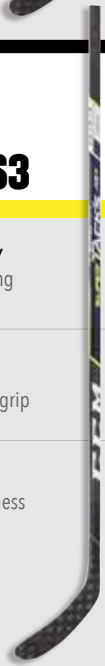


[HSAS3]
SUPER TACKS AS3

CARBON MATRIX TECHNOLOGY
Great weight while not sacrificing strength

KEY FEATURES
T-GEOMETRY
Square corners for a traditional grip

ACCU4 BLADE
High vertical and torsional stiffness for maximum accuracy



[HSTT3]
SUPER TACKS TEAM

CARBON MATRIX TECHNOLOGY
Great weight while not sacrificing strength

KEY FEATURES
T-GEOMETRY
Square corners for a traditional grip

AF BLADE
Maximizes torsional stiffness for great accuracy




[HSJ475]
JETSPEED FT475

R-GEOMETRY
Rounded corners for best fit and concave walls for great grip control

KEY FEATURES

CARBON MATRIX TECHNOLOGY ON BLADE
Great stiffness at a great weight

JS3 BLADE
The right balance between stiffness and feel




[HSJ465]
JETSPEED FT465

R-GEOMETRY
Rounded corners for best fit and concave walls for great grip control

KEY FEATURES

FIBERGLASS BLADE
Regular blade




[HSJY10] [HSJY20]
[HSJY30] [HSJY40]
JETSPEED YOUTH

HYBRID KICK POINT

KEY FEATURES

PERFORMANCE LAYERING

SIGMATEX AND PEEL-PLY BLADE




[HSRC76]
RIBCOR 76K

CARBON MATRIX TECHNOLOGY ON BLADE
Great stiffness at a great weight

KEY FEATURES

T-GEOMETRY
Most popular at the Pro level, square corners for a traditional grip

REGULAR C6 BLADE
Regular stiffness to provide feel



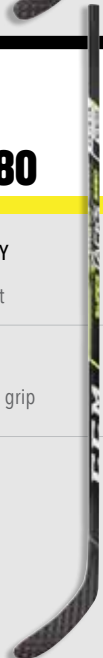
[HS9380]
SUPER TACKS 9380

CARBON MATRIX TECHNOLOGY ON BLADE
Great stiffness at a great weight

KEY FEATURES

T-GEOMETRY
Square corners for a traditional grip

XX STIFF C6 BLADE
Extremely stiff blade to maximize accuracy




[HS9360]
SUPER TACKS 9360

T-GEOMETRY
Square corners for a traditional grip

KEY FEATURES

FIBERGLASS BLADE
Regular blade



[HSAS3Y]
YOUTH TACKS

REGULAR KICK POINT

KEY FEATURES

FIBERGLASS BLADE
Regular blade



SUPER TACKS X HELMET

GAME-CHANGING R&D AND 3D DIGITAL MANUFACTURING INNOVATION ARE FUSED INTO THE NEW SUPER TACKS X HELMET.

THIS NEXT-GENERATION HELMET KEEPS YOU AT YOUR BEST THROUGHOUT YOUR GAME, WHILE OFFERING PREMIUM PROTECTION AND COMFORT.

TECH 001

SUPERIOR BREATHABILITY

INTRODUCING THE FIRST HELMET THAT NOT ONLY PROTECTS YOU, BUT HELPS YOU PERFORM AT YOUR BEST, FROM YOUR FIRST TO YOUR LAST SHIFT!

THE SUPER TACKS X HELMET WILL HELP YOU PLAY YOUR BEST HOCKEY FROM START TO FINISH.

THE UNIQUE 3D PRINTED NEST TECH LINER KEEPS YOUR HEAD COOL AND FEELING GREAT DUE TO ITS UNMATCHED MAXIMUM AIRFLOW. WANT TO PLAY BETTER HOCKEY? SCIENTIFIC STUDIES SHOW* YOUR PERFORMANCE MAY IMPROVE WHEN YOUR HEAD TEMPERATURE IS REGULATED AND KEPT STEADY.

KEEP YOUR PERFORMANCE AT ITS PEAK: INCREDIBLE BREATHABILITY MEANS LESS BODY HEAT IS LOST, LEAVING YOU WITH CONSISTENT ENERGY LEVELS AND A CLEAR HEAD TO MAKE THE BEST DECISIONS ON THE ICE.

NOT ONLY WILL THIS HELMET HELP IMPROVE YOUR PERFORMANCE THROUGHOUT THE GAME, IT WILL HELP YOU RECUPERATE FASTER BETWEEN SHIFTS AND INCREASE YOUR HOCKEY SENSE.



THE EFFECT OF INTERMITTENT HEAD COOLING ON AEROBIC PERFORMANCE IN THE HEAT - JOURNAL OF SPORTS SCIENCE MEDICINE, WALTERS ET AL., 2017

TECH 002

PREMIUM COMFORT & FIT

NESTTECH LINER CONFORMS AND WRAPS YOUR HEAD IN A SOFT CONTINUOUS UNPARALLELED FIT.

**NEST
TECH** 



TECH 003

ELITE PROTECTION



NEST TECH 3D PRINTED LATTICE COMPONENTS ARE OPTIMALLY TUNED WITH VARIABLE DENSITIES AT SPECIFIC LOCATIONS THROUGHOUT THE LINER TO HELP DISTRIBUTE ALL TYPES OF HOCKEY IMPACTS IN KEY AREAS.

HYBRID BASE LINER CONSTRUCTED WITH STRATEGICALLY PLACED D3O® SMART MATERIAL FOR ADDED IMPACT ABSORPTION + MULTI-DENSITY FOAMS FOR EXTRA PROTECTION THROUGHOUT.



SUPER TACKS X



D30[®]
NEST TECH
 HELMET STORAGE BAG INCLUDED

[HTSPTX] **NEW**
SUPER TACKS X
 HELMET

SIZES **HAT SIZES**
 L 58.5 - 63.0 CM / 7 3/8 - 8
 M 55.5 - 60.0 CM / 7 - 7 1/2
 S 52.5 - 57.0 CM / 6 1/2 - 7 1/8

HELMET \$

PROTECTION	NEST TECH 3D PRINTED LINER + D30 [®]	Innovative leading-edge 3D printed continuous fit liner is tuned with different geometries to best manage and help absorb all types of impacts in key locations + Rate sensitive D30 [®] Smart Material further helps distribute impact energy.
COMFORT	NEST TECH LINER + MULTI-DENSITY FOAMS	Offers the ultimate in comfort and fit as it conforms to the shape of your head like no other liner ever has.
ADJUSTMENT	TOOL-FREE FRONT-TO-BACK ADJUSTMENT SYSTEM	Easy to use front-to-back side adjustment with a wider size range for a customized snug fit.
SHELL	SLEEK AESTHETICS AND REINFORCED SIDE IMPACT FRAME	A pro-approved look with structure stiffness for added protection on sides.

COLORS

- BLK
- WHT
- NVY
- RED
Booking only



[ACCTKXE] \$
SUPER TACKS HELMET
PERSONALIZATION KIT

NEW

COMPATIBLE WITH HTSPTX AND HT910* HELMETS * EXCEPT SIDE LOGOS

ALLOWS PLAYERS TO GIVE THEIR NEW SUPER TACKS X HELMET AN EVEN MORE CUSTOM LOOK SO THE FOCUS IS ON THEM.

CHANGE OVER THE FRONT AND SIDE LOGOS TO MATCH YOUR TEAM COLORS, SWAP OUT YOUR EAR LOOPS TO MATCH OR CONTRAST AT WILL! AND WHY NOT SWITCH YOUR CHIN STRAP FOR AN EVEN MORE UNIQUE LOOK?

EACH KIT INCLUDES:

- 1x FRONT LOGO PLATE
- 2x SIDE LOGO STICKERS
- 2x EAR LOOPS WITH COLOR INSERTS
- 1x CONTRASTING CHIN STRAP

COLORS

- RED
- RYL
- ORG
- KGN
- SNF
- MAR

Each color set sold separately



D30[®]
i.Q.SHION GEL

[HT910 / HT910C]
TACKS 910 HELMET

SIZES **HAT SIZES**
 L 58.5 - 63.0 CM / 7 3/8 - 8
 M 55.5 - 60.0 CM / 7 - 7 1/2
 S 52.5 - 57.0 CM / 6 5/8 - 7 1/8
 XS 51.5 - 55.5 CM / 6 1/2 - 7

HELMET \$
 COMBO \$

PROTECTION	FLUID INSIDE™ POD MATRIX AND D30 [®] TECHNOLOGY	Designed for an elite level of protection, to distribute impact energy and help to manage all types of impacts thanks to new Fluid Inside pods strategically placed in liner, combined with rate sensitive D30 [®] Smart Material.
COMFORT	I.Q.SHION GEL MEMORY FOAM COMFORT LINER AND DUAL DENSITY MOLDED FOAMS WITH SMOOTH CONTOUR EDGE	Offer a pro level of comfort and fit with the added benefit of sweat management properties at the front.
ADJUSTMENT	ACTIVE STABILIZER AND TOOL-FREE ADJUSTMENT SYSTEM	Self-adjusting occipital support cushion and easy front-to-back side adjustment with a wider size range for a customized snug fit.
SHELL	OPTIMIZED AESTHETICS AND REINFORCED SIDE IMPACT FRAME	A pro-approved look with new structure stiffness for added protection on sides.

COLORS

- BLK
- WHT
- NVY
- RYL
- RED

* Offered as a combo with FM780 (S-M-L) in Black
 * Available as combo

CCM'S INDUSTRY-LEADING TEAM OF ENGINEERS, PRODUCT MANAGERS AND DESIGNERS ARE FOCUSED ON DEVELOPING HELMETS THAT ARE SAFE. SCIENTISTS INDICATE THAT BRAIN INJURIES AND CONCUSSIONS ARE MAINLY DUE TO LINEAR AND ROTATIONAL ACCELERATIONS OF THE BRAIN BUT SCIENCE HAS YET TO REACH A CONSENSUS ON THE QUESTION. **NO HOCKEY HELMET CAN PREVENT OR ELIMINATE THE RISK OF HEAD INJURY, INCLUDING CONCUSSIONS**



[HT710 / HT710C]
TACKS 710 HELMET

SIZES	HAT SIZES	HELMET	COMBO
L	57 - 62 CM / 7 1/8 - 7 3/4	\$	\$
M	55 - 59 CM / 6 7/8 - 7 3/8		
S	51 - 56 CM / 6 3/8 - 7		

PROTECTION/COMFORT I.Q.SHION FOAM COMFORT LINER WITH D3O® AND R.E.D. SYSTEM
Designed to help manage multiple types of impacts while offering a premium level of comfort and fit.

ADJUSTMENT SINGLE TOOL-FREE ADJUSTMENT
Easy adjustment at the back of the helmet for a customized snug fit.

SHELL DESIGNED TO MAXIMIZE PROTECTIVE CAPABILITIES
A pro preferred look with geometry that helps absorb impacts.

COLORS *Offered as a combo with FM680 (S-M-L) in Gunmetal
* Available as combo



[HT310 / HT310C]
TACKS 310 HELMET

SIZES	HAT SIZES	HELMET	COMBO
L	57 - 62 CM / 7 1/8 - 7 3/4	\$	\$
M	55 - 59 CM / 6 7/8 - 7 3/8		
S	51 - 56 CM / 6 3/8 - 7		

PROTECTION/COMFORT I.Q.SHION FOAM COMFORT LINER WITH D3O®
High level of protection and offers a premium level of comfort and fit.

ADJUSTMENT SINGLE TOOL-FREE ADJUSTMENT
Easy adjustment at the back of the helmet for a customized snug fit.

SHELL DESIGNED TO MAXIMIZE PROTECTIVE CAPABILITIES
A pro preferred look with geometry that helps absorb impacts.

COLORS *Offered as a combo with FM680 (S-M-L) in Gunmetal
* Available as combo



[HT210 / HT210C] **NEW**
TACKS 210 HELMET

SIZES	HAT SIZES	HELMET	COMBO
L	58.5 - 63.0 CM / 7 3/8 - 8	\$	\$
M	55.5 - 60.0 CM / 7 - 7 1/2		
S	52.5 - 57.0 CM / 6 5/8 - 7 1/8		
XS	51.5 - 55.5 CM / 6 1/2 - 7		

PROTECTION/COMFORT DUAL DENSITY VN + EVA FOAM LINER
Developed for great comfort and impact protection, with fewer gaps in liner for a more head-hugging fit.

ADJUSTMENT SINGLE TOOL-FREE ADJUSTMENT
Easy adjustment at the back of the helmet for a customized snug fit.

SHELL DESIGNED TO MAXIMIZE PROTECTIVE CAPABILITIES
A sleek low profile look with geometry that helps absorb impacts.

COLORS *Offered as a combo with FM580 (S-M-L) in black
* Available as combo



[HT500]
FL500 HELMET

SIZES	HAT SIZES	HELMET
L	56 - 60.5 CM / 7 - 7 5/8	\$
S/M	52.5 - 57 CM / 6 5/8 - 7 1/8	

PROTECTION D3O® SMART MATERIAL WITH RATE SENSITIVE SHOCK ABSORBING PROPERTIES
Premium level protection that helps disperse the force of impact.

COMFORT I.Q.SHION COMFORT LINER WITH D3O® AND PATENT PENDING MULTI-LAYER FOAM CONFIGURATION
Offers a high level of protection and a premium level of comfort and fit.

ADJUSTMENT TOOL FREE LENGTH
Easy adjustment Fit Clips on the side of the helmet for a customized fit and high level of comfort.

SHELL HIGH DENSITY PE SHELL
Lightweight PE shell construction.

COLORS NO Combo, only compatible with FM500 Facemask in Gunmetal



MUST BE ORDERED IN MULTIPLES OF 3

[HT50 / HT50C]		CCM50 HELMET	<table border="0"> <tr> <td>SIZES</td> <td>HAT SIZES</td> </tr> <tr> <td>SR</td> <td>L 57.5 - 62 CM / 7 1/4 - 7 3/4</td> </tr> <tr> <td>M</td> <td>54.5 - 59 CM / 6 3/4 - 7 3/8</td> </tr> <tr> <td>S</td> <td>50.5 - 56 CM / 6 1/4 - 7</td> </tr> <tr> <td>JR</td> <td>48 - 53 CM / 6 - 6 5/8</td> </tr> </table>	SIZES	HAT SIZES	SR	L 57.5 - 62 CM / 7 1/4 - 7 3/4	M	54.5 - 59 CM / 6 3/4 - 7 3/8	S	50.5 - 56 CM / 6 1/4 - 7	JR	48 - 53 CM / 6 - 6 5/8	<table border="0"> <tr> <td>HELMET</td> <td>\$</td> </tr> <tr> <td>COMBO</td> <td>\$\$\$</td> </tr> </table>	HELMET	\$	COMBO	\$\$\$
SIZES	HAT SIZES																	
SR	L 57.5 - 62 CM / 7 1/4 - 7 3/4																	
M	54.5 - 59 CM / 6 3/4 - 7 3/8																	
S	50.5 - 56 CM / 6 1/4 - 7																	
JR	48 - 53 CM / 6 - 6 5/8																	
HELMET	\$																	
COMBO	\$\$\$																	
COMFORT	MULTI DENSITY FOAM LINER	Liner designed to provide high levels of comfort and protection.																
ADJUSTMENT	TOOL FREE FIT CLIPS LENGTH ADJUSTMENT	Easy adjustment on the side of the helmet for a customized fit and high level of comfort.																
SHELL	HIGH-DENSITY PE SHELL	Lightweight high level of protection.																
COLORS		*Offered as a combo with FM50 (XS-S-M-L) in silver *AVAILABLE AS COMBO																

DESIGNED SPECIFICALLY FOR THE PLAYER FROM **7 TO 11** YEARS OLD



D3O²



[HTFLJRC]		FL3DS JUNIOR HELMET	<table border="0"> <tr> <td>SIZE</td> <td>HAT SIZES</td> <td>COMBO</td> <td>\$</td> </tr> <tr> <td>JR (ONE SIZE)</td> <td>49 - 57 CM - 6 1/8 - 7 1/8</td> <td></td> <td></td> </tr> </table>	SIZE	HAT SIZES	COMBO	\$	JR (ONE SIZE)	49 - 57 CM - 6 1/8 - 7 1/8		
SIZE	HAT SIZES	COMBO	\$								
JR (ONE SIZE)	49 - 57 CM - 6 1/8 - 7 1/8										
PROTECTION/COMFORT	MULTI DENSITY LINER WITH INTEGRATED D3O [®] SMART MATERIAL	Designed to help manage junior specific impacts.									
ADJUSTMENT	TOOL FREE FACEMASK ADJUSTMENT + FRONT-TO-BACK SIDE CLIPS	An easy-to-adjust helmet that will grow with the player.									
SHELL	HIGH-DENSITY PE SHELL	Lightweight elite level of protection.									
COLORS											



[ACCYTS] \$	FL3DS YOUTH/JUNIOR DECALS HELMET STICKER PACK	PINK - BLUE - RED - NEON YELLOW - SILVER - GREEN - BLACK *Contains all colors
-------------	--	--

DESIGNED SPECIFICALLY FOR THE PLAYER FROM **4 TO 7** YEARS OLD



D3O²

[HTYTHC]		FL3DS YOUTH HELMET	<table border="0"> <tr> <td>SIZE</td> <td>HAT SIZES</td> <td>COMBO</td> <td>\$</td> </tr> <tr> <td>YT (ONE SIZE)</td> <td>47 - 55 CM - 5 7/8 - 6 7/8</td> <td></td> <td></td> </tr> </table>	SIZE	HAT SIZES	COMBO	\$	YT (ONE SIZE)	47 - 55 CM - 5 7/8 - 6 7/8		
SIZE	HAT SIZES	COMBO	\$								
YT (ONE SIZE)	47 - 55 CM - 5 7/8 - 6 7/8										
PROTECTION/COMFORT	MULTI DENSITY LINER WITH INTEGRATED D3O [®]	Designed to help manage youth specific impacts.									
ADJUSTMENT	TOOL FREE FACEMASK ADJUSTMENT + FRONT-TO-BACK SIDE CLIPS	An easy-to-adjust helmet that will grow with the player.									
SHELL	HIGH-DENSITY PE SHELL	Lightweight elite level of protection.									
COLORS											

5 SUPER EASY STEPS



CCM'S INDUSTRY-LEADING TEAM OF ENGINEERS, PRODUCT MANAGERS AND DESIGNERS ARE FOCUSED ON DEVELOPING HELMETS THAT ARE SAFE. SCIENTISTS INDICATE THAT BRAIN INJURIES AND CONCUSSIONS ARE MAINLY DUE TO LINEAR AND ROTATIONAL ACCELERATIONS OF THE BRAIN BUT SCIENCE HAS YET TO REACH A CONSENSUS ON THE QUESTION. **NO HOCKEY HELMET CAN PREVENT OR ELIMINATE THE RISK OF HEAD INJURY, INCLUDING CONCUSSIONS**



HELMET STORAGE BAG INCLUDED

[FMFV1] \$
FV1 FULL FACE VISOR

SIZES	SR	\$
	JR	\$



CONSTRUCTION	IMPACT RESISTANT POLYCARBONATE WITH ANTI-FOG AND ANTI SCRATCH	High-quality material and finish offers a wide and unobstructed field of vision.
DESIGN	OPTIMAL VENT PLACEMENT	Modern vent design maximizes air flow for great breathability during play.
CHIN CUP	MULTI DENSITY FOAM CHIN CUP	Comfortable and snug fitting chin cup.

CERTIFICATION CSA, HECC, CE

	FITLITE	HTFL3DS			HTFL50		
		S	M	L	S	M	L
B2	FV1 JR	✓	✓	✓	✓	✓	✓
B1	FV1 SR	✓	✓	✓	✓	✓	✓

	TACKS	HT910			HT710			HT310			HT110		
		S	M	L	S	M	L	S	M	L	S	M	L
B2	FV1 JR	✓	✓	✓	✓	✓	✓	✓	✓	✓	✓	✓	✓
B1	FV1 SR	✓	✓	✓	✓	✓	✓	✓	✓	✓	✓	✓	✓

	TACKS	HTSPTX			HTSPTXCU		
		S	M	L	S	M	L
B2	FV1 JR	✓	✓	✓	✓	✓	✓
B1	FV1 SR	✓	✓	✓	✓	✓	✓

	BAUER	RE-AKT			RE-AKT 75			RE-AKT 150		
		S	M	L	S	M	L	S	M	L
B2	FV1 JR	✓	✓	✓	✓	✓	✓	✓	✓	✓
B1	FV1 SR	✓	✓	✓	✓	✓	✓	✓	✓	✓

[ACCFVC] \$
FV1 FULL FACE VISOR ACCESSORIES

- 20 top clips - 10L & 10R
- 20 screws



HELMET STORAGE BAG INCLUDED

[VRPRO] \$ **NEW**
VRPRO STRAIGHT VISOR
VISOR + SPACER



- TIME-SAVING NEW INSTALLATION SYSTEM
- PRE-SET WITH ACCVRPRO, READY TO INSTALL ON YOUR CHOSEN HELMET
- INCLUDES 7 PAIRS OF DIFFERENT COLOR SIDE LOGO STICKERS TO CUSTOMIZE YOUR LOOK. RED, NAVY, DARK GREEN, SUNFLOWER, ORANGE, ROYAL, MAROON

CERTIFICATION	CSA, HECC, CE
VISOR HEIGHT	88 MM / 3.5 IN
COLOR	CLEAR

NEW
[ACCVRPRO] \$
VISOR ACCESSORIES

UNIVERSAL KIT INCLUDES:

- 4 Screws (2 long, 2 short)
- 2 Spacers
- 2 Dual T-nuts

CAN BE USED WITH ALL CCM VISORS.

*MUST ORDER IN MULTIPLES OF 5 - EACH SET PACKAGED SEPARATELY



[VR14] \$
VR14 STRAIGHT CERTIFIED
VISOR + SPACER



CERTIFICATION	CSA, HECC, CE
VISOR HEIGHT	96 MM / 3.8 IN
COLOR	CLEAR



[FM780]

780
FACEMASK



SIZES SR S, M, L \$
COLOR BLK. GML

WIRES	THIN FLAT WIRES	Thin alloy bars designed to provide maximum visibility.
CHIN CUP	MULTI DENSITY FOAM CHIN CUP WITH D3O® SMART MATERIAL	Designed to provide high levels of comfort, sweat management, and impact absorbing protection.



580
FACEMASK

BLACK [FM580BK] SILVER [FM580SL] WHITE [FM580WH] SIZES SR S, M, L \$

WIRES	THIN ROUND WIRES	Designed to provide maximum visibility.
CHIN CUP	MULTI DENSITY FOAM CHIN CUP	Designed to provide high levels of comfort and protection.



ONLY COMPATIBLE WITH CCM FL500 HELMET

[FM500]

500
FACEMASK

SIZES SR S, M, L \$
COLOR GUNMETAL

WIRES	THIN FLAT WIRES	Thin alloy bars design to provide maximum visibility.
CHIN CUP	MULTI DENSITY FOAM CHIN CUP	Designed to provide high levels of comfort, sweat management, and protection.



[FM50]

50
FACEMASK

SIZES SR XS, S, M, L \$
COLOR BLK, SLV

WIRES	THIN ROUND WIRES	Designed to provide maximum line of sight.
CHIN CUP	COMFORT FOAM WITH WIRE GUARD	Designed for comfort with a good level of protection.

HELMET SIZE COMPARISON CHART

		SIZE RANGE (CM)																				
		46	47	48	49	50	51	52	53	54	55	56	57	58	59	60	61	62	63	64	65	66
SUPER TACKS X	S																					
	M																					
	L																					
TACKS 910	S																					
	M																					
	L																					
TACKS 710	S																					
	M																					
	L																					
TACKS 310	S																					
	M																					
	L																					
TACKS 210	S																					
	M																					
	L																					
FL3DS	YT																					
	JR																					
CCM50	XS																					
	S																					
	M																					
FL500	S/M																					
	L																					

HELMET ACCESSORIES

- HHNUMB** HT NUMBER STICKER • BLK / RED / RYL / WHT
- ACCTC2** TOPCLIP • FM780 / FM680 • 40 (20L, 20R)
- ACCTC3** TOPCLIP • FMFL80 / FM580 / FM50 • 40 (20L, 20R)
- ACCTKE** TACKS EAR COVER, EAR LOOP & STRAP • BLK / WHT
*MUST ORDER IN MULTIPLES OF 5 - EACH SET PACKAGED SEPARATELY
- ACCTK9E** TACKS 910 EAR COVER, EAR LOOP & STRAP • BLK / WHT
*MUST ORDER IN MULTIPLES OF 5 - EACH SET PACKAGED SEPARATELY
- ACGJG1** JCLIP • FM780 / FM680 / FV1 • 20 (10L, 10R)
- ACGJG2** JCLIP • OTHER CCM • 20 (10L, 10R)
- ACGSCW** SCREW SET CCM • 20 (10M, 10L)

ACGYTK YT ACCESSORY KIT

- 1- 2 TOP CLIPS
- 2- 2 SETS J CLIPS
- 3- 2 SETS CAGE STRAPS
- 4- 2 SETS REAR HOOKS
*INCLUDES ALL HARDWARE

ACGJRK JR ACCESSORY KIT

- 1- 2 TOP CLIPS
- 2- 2 SETS J CLIPS
- 3- 2 SETS CAGE STRAPS
*INCLUDES ALL HARDWARE

ACCKTR

- 1- FM780 / FM680 / FV1 J-CLIP (12)
- 2- LEFT J-CLIP (10)
- 3- RIGHT J-CLIP (10)
- 4- EARLOOPS (2 PAIR)
- 5- ROUND POST (25)
- 6- LONG POST (25)
- 7- SQUARE POST (20)
- 8- REAR SNAP SCREW (25)
- 9- PLASTIC BUCKLES (15)
- 10- FM780 / FM680 TOPCLIP (20)
- 11- FL40 TOPCLIP (10L/10R)
- 12- FMFL80 / FM50 TOPCLIP (20)
- 13- REAR SNAP (25)
- 14- LONG SCREW (25)
- 15- MEDIUM SCREW (25)



JETSPEED GLOVES

NEW LIGHTWEIGHT PROTECTIVE GEAR TO KEEP YOU AT THE TOP OF YOUR GAME. JETSPEED IS SYNONYMOUS WITH MOBILITY - YOU CAN ENSURE YOUR INNER SPEED FREAK WILL MOVE SWIFTLY ON THE ICE, WHILE BEING PROTECTED.

AMPLIFIED MOBILITY DESIGN

THIS UPDATED JETSPEED GLOVE TAKES THE FEATURES YOU LOVED FROM THE PREVIOUS GENERATION AND IMPROVES THEM IN A MODERN DESIGN THAT FEELS AS GREAT AS IT LOOKS. PROTECT THOSE QUICK-MOVING HANDS AND KEEP A GREAT GRIP ON YOUR STICK ALL WHILE LOOKING SLICK.



JETSPEED GLOVES

TECH 001

BACK ROLL

NEW MODERN BACK ROLL DESIGN NOT ONLY LOOKS GREAT, BUT ALSO PROVIDES A PERFECTLY ANATOMICAL SHAPE THAT FEELS LIKE A NATURAL EXTENSION OF THE HAND.

TECH 002

COMFORT

ENHANCED COMFORT FROM THE SHELF TO THE ICE.

TECH 003

STYLING

REFINED NEW STYLING FOR A LOOK AS HEAD-TURNING AS YOUR SLAP SHOT.



[HGFT4PRO] **NEW**
JETSPEED FT4PRO
 GLOVES

SIZES	SR	13", 14", 15"	\$
	JR	11", 12"	\$



[HGFT4] **NEW**
JETSPEED FT4
 GLOVES

SIZES	SR	13", 14", 15"	\$
	JR	10", 11", 12"	\$



CONSTRUCTION PRO-APPROVED POLYESTER + SYNTHETIC LEATHER + LIGHTWEIGHT PROTECTIVE FOAM
 Lightweight and optimized for an elite level of play, with a new back roll design that follows a perfectly anatomical shape.

CONSTRUCTION PRO-APPROVED POLYESTER
 Durable, lightweight construction built from superior materials with a new back roll design that follows a perfectly anatomical shape, ideal for an elite or competitive level player.

LINER POLYGIENE® TREATED LAMINATED LINER WITH PU CUSHION FOAM
 Soft and comfortable from the start, this liner is treated with anti-microbial Polygiene® to help control odor-causing bacteria.

LINER POLYGIENE® TREATED LAMINATED LINER WITH PU CUSHION FOAM
 Soft and comfortable from the start, this liner is treated with anti-microbial Polygiene® to help control odor-causing bacteria.

FINGERS / BACKHAND PREMIUM ZOTEFOAM® + HIGH DENSITY PE FOAM + PE INSERTS
 Offering the best protection-to-weight ratio: extremely lightweight construction with pro-level protection, and three-piece index for max dexterity.

FINGERS / BACKHAND PRO-LEVEL HD/PE FOAM + PE INSERTS
 Lightweight construction yet high level protection and three-piece index for maximum dexterity.

THUMB PRO FLEXTUMB - FROM SIZE 11"
 2-piece thumb delivers better mobility and an incredible grip on your stick.

THUMB PRO FLEXTUMB - FROM SIZE 11"
 2-piece thumb delivers better mobility and an incredible grip on your stick.

PALM PRO CLARINO® PALM + PRO CLARINO® REINFORCEMENT
 SEAMLESS palm-to-cuff transition inside & out for ultimate comfort, combined with a PRO FEEL palm providing an optimal interaction with your stick.

PALM PRO CLARINO® PALM + HIGH ABRASION REINFORCEMENT
 Soft feel SEAMLESS palm-to-cuff transition inside & out, combined with a PRO palm allowing ultimate stickhandling with high-caliber durability.

CUFF SHORT PRE-ANGLED OPEN FLEXCUFF
 Allows for unrestricted wrist movements, flexibility and protection.

CUFF SHORT PRE-ANGLED OPEN CUFF
 Enhanced range of wrist movements and protection.





[HG485] **NEW**
JETSPEED FT485
 GLOVES

SIZES	SR	13", 14", 15"	\$
	JR	10", 11", 12"	\$



[HG475] **NEW**
JETSPEED FT475
 GLOVES

SIZES	SR	13", 14", 15"	\$
	JR	10", 11", 12"	\$

CONSTRUCTION **PRO-QUALITY MESH + LIGHTWEIGHT POLYESTER**
 Lightweight and incredibly durable, in a simpler, more anatomical back roll design ideal for competitive play.

CONSTRUCTION **LIGHTWEIGHT POLYESTER**
 Durable construction built from high-quality material in our simplest back roll design giving a more anatomical fit, ideal for recreation play.

LINER **LAMINATED LINER WITH PU CUSHION FOAM**
 Soft feel from the start.

LINER **LAMINATED LINER WITH PU CUSHION FOAM**
 Soft feel from the start.

FINGERS / BACKHAND **PE FOAM + PE INSERTS**
 Premium foam and inserts deliver lightweight, top-notch protection.

FINGERS / BACKHAND **PE FOAM + PE INSERTS**
 Premium foam and inserts deliver lightweight, top-notch protection.

THUMB **PRO FLEXTHUMB - SR ONLY**
 Increased mobility for a better grip.

THUMB **REGULAR PE THUMB**
 Great mobility and stick grip.

PALM **SOFT NASH® PALM WITH EMBOSSED ABRASION REINFORCEMENT**
 Soft feel and enhanced durability.

PALM **SOFT NASH PALM WITH REINFORCEMENT**
 Great soft feel and durability.

CUFF **SHORT PRE-ANGLED ONE-PIECE OPEN CUFF**
 Unrestricted wrist movement, plus augmented flexibility and protection.

CUFF **SHORT PRE-ANGLED ONE-PIECE OPEN CUFF**
 Unrestricted wrist movement, plus augmented flexibility and protection.

COLORS



BKWH NVWH RDWH BKRW NVRW

COLORS



BKWH NVWH RDWH



RYWH NVSF BKOR BKRD BKSF



[HGAS1]
SUPER TACKS AS1
GLOVES

SIZES	SR	13", 14", 15"	\$
	JR	11", 12"	\$

CONSTRUCTION	PRO-APPROVED POLYESTER	Durable construction built from high-quality materials.
FINGERS / BACKHAND	PE FOAM + PE INSERTS WITH D30® SMART MATERIAL	Premium PE foam and PE inserts layered with D30® Smart Material for pro-level protection and shock absorbency.
LINER	POLYGIENE® TREATED LINER	Soft, comfortable and treated with anti-microbial Polygiene® to help control odor-causing bacteria.
THUMB	PRO FLEXTHUMB - SR ONLY	Two-piece thumb delivers better mobility and an incredible grip on your stick.
PALM	PRO CLARINO® PALM AND CLARINO® REINFORCEMENT	Pro feel and excellent durability.
CUFF	SEGMENTED FLEXCUFF	Open segmented cuff for major freedom of movement, flexibility and protection.
COLORS		



[HGAS1]
YOUTH SUPER TACKS AS1
GLOVES

SIZES	YT	8", 9"	\$
-------	----	--------	----



CONSTRUCTION	PRO-APPROVED POLYESTER	Durable, lightweight construction built from superior materials.
FINGERS / BACKHAND	D30® SMART MATERIAL WITH PE FOAM	Lightweight construction and elite protection.
PALM	WATER REPELLENT NASH® PALM WITH REINFORCEMENT	An enhanced feel for your stick, plus superior durability and comfort. Upgraded with water repellent.
CUFF	OPEN CUFF	Freedom of movement, plus augmented flexibility and protection.
COLORS	BKWH	

[HG9080]
TACKS 9080
GLOVES

SIZES	SR	13", 14", 15"	\$
	JR	10", 11", 12"	\$



CONSTRUCTION	PRO-APPROVED POLYESTER	Durable, lightweight construction built from superior materials.
FINGERS / BACKHAND	D30® SMART MATERIAL WITH PE FOAM + PE INSERTS	Premium PE foam and PE inserts layered with D30® Smart Material for pro-level protection and shock absorbency.
LINER	POLYGIENE® TREATED LINER	Soft, comfortable and treated with anti-microbial Polygiene® to help control odor-causing bacteria.
THUMB	PRO FLEXTHUMB - SR ONLY	Two-piece thumb delivers better mobility and an incredible grip on your stick. - FROM SIZE 11"
PALM	CLARINO® PALM WITH KEVLAR® REINFORCEMENT	Pro-feel with increased abrasion resistance.
CUFF	SEGMENTED FLEXCUFF	Open, segmented cuff for major freedom of movement, flexibility and protection.
COLORS		





[HG9060]
TACKS 9060
GLOVES

SIZES	SR	13", 14", 15"	\$
	JR	10", 11", 12"	\$

CONSTRUCTION	LIGHTWEIGHT POLYESTER	Durable construction built from high-quality materials.
FINGERS / BACKHAND	DUAL-DENSITY FOAM WITH PE INSERTS	Dual-density foam and PE inserts deliver lightweight, top-notch protection.
THUMB	PRO FLEXTHUMB - SR ONLY	Two-piece thumb delivers better mobility and an incredible grip on your stick.
PALM	NASH® PALM WITH NASH® REINFORCEMENT	An enhanced feel for your stick, plus superior durability and comfort.
CUFF	SEGMENTED FLEXCUFF	Open segmented cuff for major freedom of movement, flexibility and protection.

COLORS



BKWH BKRW BKSF BKOR NVWH NVRW



[HG9040]
TACKS 9040
GLOVES

SIZES	SR	13", 14", 15"	\$
	JR	10", 11", 12"	\$

CONSTRUCTION	LIGHTWEIGHT POLYESTER	Durable construction built from high-quality material.
FINGERS / BACKHAND	PE FOAM + PE INSERTS	Premium foam and inserts deliver lightweight, top-notch protection.
THUMB	REGULAR PE THUMB	Great thumb mobility and protection.
PALM	NASH® PALM WITH NASH REINFORCEMENT	An enhanced feel for your stick, plus superior durability and comfort.
CUFF	OPEN CUFF	Freedom of movement, plus augmented flexibility and protection.

COLORS



BKWH NVWH

[HG4RP2]
TACKS 4R PRO²
 GLOVES

SIZES	SR	13", 14", 15"	\$
	JR	10", 11", 12"	\$



CONSTRUCTION	PRO-APPROVED POLYESTER + PU LEATHER	Maximize durability with a classic look.
FINGERS / BACKHAND	DUAL DENSITY FOAM WITH PE INSERTS + D30 [®] SMART MATERIAL BACKHAND	Pro-level protection and shock absorbency around the entire hand with added D30 [®] Smart Material on the backhand.
LINER	POLYGIENE [®] TREATED LINER	Soft, comfortable and treated with anti-microbial Polygiene [®] to help control odor-causing bacteria.
THUMB	PRO FLEXTHUMB - SR ONLY	Two-piece thumb delivers better mobility and an incredible grip on your stick.
PALM	NASH PALM WITH NASH REINFORCEMENT	An enhanced feel for your stick, plus superior durability and comfort.
CUFF	SEGMENTED FLEXCUFF WITH PE INSERTS	Open segmented cuff for major freedom of movement, flexibility and protection.



[HG4R2]
TACKS 4R²
 GLOVES

SIZES	SR	13", 14", 15"	\$
	JR	10", 11", 12"	\$
	YT	8", 9"	\$

CONSTRUCTION	LIGHTWEIGHT POLYESTER	Durable construction built from high-quality material.
FINGERS / BACKHAND	SINGLE DENSITY FOAM	Comfortable and protective for competitive play.
THUMB	PE-INJECTED THUMB PROTECTION	Major thumb protection.
PALM	SOFT NASH PALM	Soft feel and great durability.
CUFF	OPEN FIXED CUFF	Freedom of movement and comfort for slick stick handling.




WHAT IS D30[®]



D30[®] uses a combination of patented, patent-pending and proprietary technologies to make rate sensitive, soft, flexible materials with high shock absorbing properties. It offers the thinnest and most advanced protection against impact. D30[®] materials are made using a combination of advanced polymer chemistry and cutting-edge design. The materials are soft and flexible, with no compromise on comfort, but react differently when force is applied. D30[®] absorbs and dissipates energy during an impact, reducing the amount of force transmitted to your body compared to standard foams.


HOW D30[®] TECHNOLOGIES WORK



HOW D30[®] MATERIALS WORK

D30[®] has a unique molecular structure; in standard conditions, the molecules flow freely allowing the material to remain soft and flexible, but on impact, they lock together to absorb and dissipate the impact energy and reduce the transmitted force. The molecules instantly return to their flexible state. D30[®] is strain-rate sensitive, which means the stronger the impact, the more the molecules react, providing great protection.

CCM uses D30[®] Smart Material in key areas that require the highest degree of protection and comfort due to its many excellent properties. D30[®] materials allow CCM products to remain lightweight and manage various types of impacts often experienced in hockey.



PROTECTED BY
D30[®]

JETSPEED PANTS

NEW LIGHTWEIGHT PROTECTIVE GEAR TO KEEP YOU AT THE TOP OF YOUR GAME. JETSPEED IS SYNONYMOUS WITH MOBILITY - YOU CAN ENSURE YOUR INNER SPEED FREAK WILL MOVE SWIFTLY ON THE ICE, WHILE BEING PROTECTED.

AMPLIFIED MOBILITY DESIGN

JETSPEED PANTS HAVE BEEN REDESIGNED TO ALLOW FOR IMPROVED FREEDOM OF MOVEMENT AND COMFORT THROUGHOUT YOUR PLAY. FROM THE MOMENT YOU SLIP INTO THESE, YOU WILL FIND YOU MOVE WITH EASE.

JETSPEED PANTS

TECH 001

MOBILITY

NEW AMPLIFIED MOBILITY DESIGNS FIT CLOSE TO THE BODY, TO REDUCE FRICTION AND KEEP YOU MOVING AT TOP SPEED AND BETTER CONNECTED TO ALL YOUR MOVES.

TECH 002

COMFORT

NEW EASY FIT OPENING AND STRETCH PANELS ALLOW ENHANCED COMFORT WITHOUT LACES TO GET IN YOUR WAY.

TECH 003

STYLING

REFINED NEW STYLING PROVIDES IMPROVED DURABILITY AND FLEXIBILITY IN A SCORCHING HOT LOOK THAT WILL STAND OUT FROM THE REST, ON THE SHELF AND ON THE ICE.





[HPFT4PRO] **NEW**
JETSPEED FT4PRO
 PANTS

SIZES	SR	S, M, L, XL	\$
	JR	M, L	\$



[HPFT4] **NEW**
JETSPEED FT4
 PANTS

SIZES	SR	S, M, L, XL	\$
	JR	S, M, L	\$

CONSTRUCTION	<p>400D + TEXTURED 400D SIDE PANEL REINFORCEMENT + TEXTURED POLYESTER Tapered profile for a connected feel, in a reduced weight yet durable and flexible design, ideal for a fast-moving elite player.</p>	CONSTRUCTION	<p>400D + TEXTURED 400D SIDE PANEL REINFORCEMENT + TEXTURED POLYESTER Tapered profile for a connected feel, in a reduced weight yet durable and flexible design, ideal for that quick elite/competitive level of play.</p>
ADJUSTMENT	<p>EASY FIT WITH BUILT-IN INTERNAL ANTI-TWIST BELT SYSTEM + 1" ZIPPER Wide front opening with stretchy functional panels for a seamless adjustment and vast range of movement. Features an integrated wider durable belt that will not twist and hidden +1" length adjusting zipper allows for a custom comfort fit that stays put.</p>	ADJUSTMENT	<p>EASY FIT WITH BUILT-IN INTERNAL BELT SYSTEM + 1" ZIPPER Wide front opening with stretchy functional panels for a seamless adjustment and great range of movement, plus integrated wider durable belt and hidden +1" length adjusting zipper for a custom fit and optimized comfort.</p>
LINER	<p>DRYFOAM TECHNOLOGY WITH SOFT LAMINATED WATER REPELLENT LINING Soft laminated liner absorbs less sweat so you can stay dry and keep your equipment lightweight.</p>	LINER	<p>DRYFOAM TECHNOLOGY WITH SOFT LAMINATED WATER REPELLENT LINING Soft laminated liner absorbs less sweat so you can stay dry and keep your equipment lightweight.</p>
HIP/ KIDNEY	<p>MOLDED PE CAPS WITH VENTED FOAM BASE Pro-level impact protection with added ventilation.</p>	HIP/ KIDNEY	<p>MOLDED PE CAPS Pro-level protection.</p>
BACK PROTECTION	<p>FLOATING SPINE PROTECTOR + NEW INJECTION-MOLDED HYBRID SPINE SHIELD WITH HD FOAM Maximum impact spine protection and segmented tailbone pad for pro-level mobility.</p>	BACK PROTECTION	<p>FLOATING SPINE PROTECTOR + NEW INJECTION-MOLDED HYBRID SPINE SHIELD Superior impact spine protection and segmented tailbone pad for pro-level mobility.</p>
THIGH GUARDS	<p>LIGHTWEIGHT HD FOAM + LEG ZIPPER Lightweight pro-level protection with floating thigh guards allowing custom embroidery, plus inner leg zipper to widen as needed.</p>	THIGH GUARDS	<p>LIGHTWEIGHT FOAM + MOLDED PE PLASTIC + LEG ZIPPER High-level protection with inner zipper and floating thigh guards for custom embroidery.</p>

COLORS



COLORS





[HP485] **NEW**
JETSPEED FT485
 PANTS

SIZES	SR	S, M, L, XL	\$
	JR	S, M, L	\$



[HP475] **NEW**
JETSPEED FT475
 PANTS

SIZES	SR	S, M, L, XL	\$
	JR	S, M, L	\$

CONSTRUCTION 400D + TEXTURED 400D SIDE REINFORCEMENT + 200D + TEXTURED POLYESTER
 Lightweight tapered fit with extra durability where it matters for the competitive player.

CONSTRUCTION 400D + 200D + TEXTURED POLYESTER
 New simpler shell design preserves the tailored ergonomic qualities of the high-end JETSPEED pants, for great mobility in a lighter durable construction suited to recreational play.

ADJUSTMENT EASY FIT WITH INTERNAL BELT SYSTEM + 1" ZIPPER
 Wide front opening plus integrated wider durable belt for an easy custom fit plus hidden 1" length-adjusting zipper.

ADJUSTMENT LACE FRONT AND EXTERNAL BELT SYSTEM + 1" ZIPPER
 Traditional look that is both comfortable and easy to adjust plus hidden 1" length-adjusting zipper..

LINER POLYESTER COMFORT LINER
 Great comfort and durability.

LINER PU CUSHION FOAM LINER
 Soft feel for extra comfort.

HIP/ KIDNEY MOLDED PE CAPS
 High-level impact protection.

HIP/ KIDNEY MOLDED PE CAPS
 High-level impact protection.

BACK PROTECTION NEW INJECTION-MOLDED HYBRID SPINE SHIELD
 High-impact protection in lower back.

BACK PROTECTION NEW INJECTION-MOLDED HYBRID SPINE SHIELD
 Added impact protection in lower back.

THIGH GUARDS LIGHTWEIGHT FOAM + MOLDED PE PLASTIC + LEG ZIPPER
 High-level protection plus inner leg zipper to widen as needed.

THIGH GUARDS MOLDED PE PLASTIC + PE FOAM
 Good level of protection.

COLORS


 BLACK


 NAVY


 RED


 ROYAL

NOT OFFERED IN SR - XL

COLORS


 BLACK


 NAVY

JETSPEED GIRDLE

WHEN YOU'RE PLAYING TO WIN, YOU WANT A PANT THAT PROTECTS WITHOUT SLOWING YOU DOWN. THE JETSPEED GIRDLE HAS BEEN REDESIGNED WITH D30® SMART MATERIAL FOR PROFESSIONAL GRADE PROTECTION ENVELOPED IN A CLOSE-TO-THE-BODY CUSTOM FIT THAT WON'T CUT IN ON YOUR DRIVE TO THE NET.

TECH 001

CUSTOM FIT

THIGH GUARDS CAN EASILY BE ADJUSTED IN LENGTH AND WIDTH FOR YOUR IDEAL FIT AND COMFORT, KEEPING THE PROTECTION CLOSE TO THE BODY AND ALLOWING YOU TO MOVE FAST. SNUG FIT THROUGH THE WAIST AND THIGHS WITH A HIDDEN +1" PANT LENGTH ADJUSTMENT FOR ADDED ADAPTABILITY. COMPATIBLE WITH NEW PPJS JETSPEED GIRDLE SHELL (SOLD SEPARATELY).

TECH 002

D30® SMART MATERIAL HYBRID SPINE SHIELD

IMPACT ABSORBING D30® AND HD FOAM HELPS PROTECT YOUR BACK FROM INCIDENTAL IMPACTS SO YOUR FOCUS REMAINS ON SPEED AND AGILITY.

TECH 003

JDP HIP CAP + PE MOLDED CAP + MID-DENSITY FOAM

CAP CONSTRUCTION DISPERSES IMPACT FORCE AWAY FROM THE HIPS WHILE PE AND MID-DENSITY FOAM KEEP YOU COMFORTABLE AND AT PEAK MOBILITY.

TECH 004

DRYFOAM™ TECHNOLOGY

SUBLIMATED GRAPHIC LINER WITH DRYFOAM™ TECHNOLOGY WORKS HARD TO KEEP YOUR SWEAT FROM WEIGHING DOWN YOUR EQUIPMENT AND SLOWING YOUR PLAY.



[PGJS]

JETSPEED GIRDLE

SIZES	SR	S, M, L, XL	\$
	JR	M, L	\$

CONSTRUCTION	PRO 400D NYLON WITH SIDE PANEL REINFORCEMENT	Sublimated liner with Dry Foam technology to keep the product lightweight.
ADJUSTMENT	ADJUSTABLE THIGH GUARD (LENGTH / WIDTH)	Easily customizable fit for an excellent level of comfort.
HIP / THIGH	PE MOLDED CAP + MID-DENSITY FOAM	Pro-level lightweight impact protection, plus JDP hip caps to disperse impact force away from the hip joint.
BACK PROTECTION	INJECTION-MOLDED HYBRID SPINE SHIELD WITH D30® AND HD FOAM	Pro-level impact protection in the lower back with a segmented tailbone pad that molds to your body.

COMPATIBLE WITH PPJS SHELL, SOLD SEPARATELY



[PPJS]

JETSPEED GIRDLE SHELL

SIZES	SR	S, M, L, XL	\$
	JR	M, L	\$

CONSTRUCTION	PRO 400D NYLON WITH SIDE PANEL REINFORCEMENT	Reduced weight, optimized durability plus mesh panels for breathability and stretch panels for great mobility.
ADJUSTMENT	HIDDEN 1" ZIPPER + ADJUSTABLE LENGTH & INSIDE LEG ZIPPER	For a customizable fit.
PROTECTION	PADDED KIDNEY BELT OVER INTERNAL BELT	Low-profile belt for added protection and comfort.
COLORS	BLACK, NAVY	

OPTIMIZED FIT OVER PGJS GIRDLE WITH ATTACHMENTS TO SECURE IN PLACE FOR A SEAMLESS PRO LOOK



[PP15] [PP15G]

PANT SHELL

SIZES	* SR	S, M, L, XL, XXL	\$
	* JR	S, M, L, XL	\$
	** GOALIE	S/M, L/XL	\$

CONSTRUCTION	PRO 400D + REINFORCEMENT	
COLORS	BLACK, NAVY, RED, ROYAL	

* FITS OVER MOST HOCKEY PANTS

** FITS OVER MOST HOCKEY GOALIE PANTS

FOR HPFTW, SUGGEST TO SIZE DOWN 1 SIZE.



COLORS



BLACK



NAVY



[HPAS1]
SUPER TACKS AS1 PANTS

SIZES SR S, M, L, XL \$
JR M, L \$

CONSTRUCTION	PRO 400D NYLON WITH SIDE PANEL REINFORCEMENT	Premium-quality nylon reduces weight and increases durability in high-wear areas.
ADJUSTMENT	INTERNAL BELT SYSTEM WITH STABILIZED BELLY PAD AND LENGTH-ADJUSTING ZIPPER	The belt is built for ultimate comfort and adjustability while the 1" length zipper gives you a fit that's customized.
HIP	JDP HIP CAP REINFORCED WITH D30® SMART MATERIAL	Pro-level cap construction disperses impact force away from the hip while D30® Smart Material helps absorb impact and shock.
KIDNEY	MOLDED PE CAP	Pro-level impact protection in the kidney area.
BACK PROTECTION	HEIGHT-ADJUSTABLE FLOATING SPINE PROTECTOR WITH D30® SMART MATERIAL	Adjust the floating spine protector to achieve your best fit in terms of both protection and comfort. Built using D30® Smart Material for added impact and shock absorption.
THIGH GUARDS	FLOATING MOLDED HD CAP + PE FOAM WITH LEG ZIPPER	Pro-level protection with a floating thigh guard that makes it easy to apply custom embroidery.



COLORS



BLACK



NAVY



[HPAS1]
YOUTH SUPER TACKS AS1 PANTS

SIZES YT S, M, L \$

CONSTRUCTION	200D NYLON WITH PRO 400D REINFORCEMENT	Elite-level material with extra reinforcement in high-wear areas.
ADJUSTMENT	E-FIT INTERNAL BELT AND EXTERNAL BELT WITH LENGTH-ADJUSTING ZIPPER	Provides a snug fit and maximum comfort.
BACK PROTECTION	FLOATING SPINE PROTECTOR WITH D30® SMART MATERIAL IN TAILBONE PAD	Ultimate comfort and protection for your spine, plus D30® impact and shock absorption for your tailbone.
THIGH GUARDS	PE INSERTS THIGH GUARDS	Premium PE provides elite impact protection.

[HP9080]
TACKS 9080 PANTS

SIZES SR S, M, L, XL, XXL \$
JR S, M, L, XL \$



COLORS



BLACK



NAVY



CONSTRUCTION	PRO 400D NYLON WITH SIDE PANEL REINFORCEMENT	Premium-quality nylon reduces weight and increases durability in high-wear areas.
ADJUSTMENT	INTERNAL BELT SYSTEM WITH STABILIZED BELLY PAD + LENGTH-ADJUSTING ZIPPER	The belt is built for ultimate comfort and adjustability while the +1" length-adjusting zipper gives you a fit that's customized.
HIP	JDP HIP CAP REINFORCED WITH D30® SMART MATERIAL	Pro-level cap construction disperses impact force away from the hip joint while D30® Smart Material helps absorb impact and shock.
KIDNEY	MOLDED PE CAP	Pro-level impact protection in the kidney area.
BACK PROTECTION	FLOATING SPINE PROTECTOR WITH D30® SMART MATERIAL	Superior lower back protection combined with D30® material for impact and shock absorption.
THIGH GUARDS	FLOATING MOLDED PE CAP + PE FOAM WITH LEG ZIPPER	Pro-level protection with a floating thigh guard that makes it easy to apply custom embroidery.



COLORS



BLACK



NAVY



RED



ROYAL

[HP9060]
TACKS 9060
PANTS

SIZES	SR	S, M, L, XL	\$
	JR	XS, S, M, L, XL	\$

CONSTRUCTION	400D LIGHTWEIGHT NYLON PANELS WITH SIDE REINFORCEMENT	High-quality nylon reduces weight and increases durability.
ADJUSTMENT	INTERNAL BELT SYSTEM WITH LENGTH-ADJUSTING ZIPPER	Custom fit with 1" length extension.
HIP	JDP HIP CAP REINFORCED WITH PE FOAM	Pro-level cap construction disperses the impact force away from the hip joint while PE foam provides added comfort and protection.
KIDNEY	MOLDED PE CAP	Pro-level impact protection in the kidney area.
BACK PROTECTION	FIXED MOLDED PE SPINE PROTECTOR	Molded PE spine for impact protection in the lower back.
THIGH GUARDS	FLOATING MOLDED PE CAP + PE FOAM WITH LEG ZIPPER	Pro-level protection with a floating thigh guard that makes it easy to apply custom embroidery.



COLORS



BLACK



NAVY

[HP9550] **NEW**
TACKS 9550 PANTS

SIZES	SR	S, M, L, XL	\$
	JR	S, M, L	\$

CONSTRUCTION	210D NYLON + LIGHTWEIGHT POLYESTER	Anatomical fit hockey pants that are durable and lightweight, ideal for a recreational player.
ADJUSTMENT	LACE AND EXTERNAL BELT SYSTEM	Comfortable stretch crotch and easy to adjust.
LINER	PU CUSHION FOAM LINER	Soft feel for extra comfort.
HIP/ KIDNEY	MOLDED PE CAPS	Good level impact protection in the kidney/hip area.
BACK PROTECTION	PE INSERT BACK PROTECTOR	Added impact protection in lower back.
THIGH GUARDS	MOLDED PE PLASTIC + PE FOAM	Protection adapted for recreational hockey.



COLORS



BLACK



NAVY

[HP9550] **NEW**
YOUTH TACKS 9550 PANTS

SIZES	YT	S, M, L	\$
-------	----	---------	----

HIP	MOLDED PE CAP	High-level of protection designed to disperse impact force away from the hip joint.
BACK PROTECTION	PE INSERT SPINE PROTECTOR	Added impact protection in the lower back.
THIGH GUARDS	MOLDED PE PLASTIC + PE FOAM	Maximum impact protection around the legs.

JETSPEED PROTECTIVE

NEW LIGHTWEIGHT PROTECTIVE GEAR TO KEEP YOU AT THE TOP OF YOUR GAME. JETSPEED IS SYNONYMOUS WITH MOBILITY - YOU CAN ENSURE YOUR INNER SPEED FREAK WILL MOVE SWIFTLY ON THE ICE, WHILE BEING PROTECTED.

AMPLIFIED MOBILITY DESIGN

THESE NEW TAPERED DESIGNS HAVE BEEN OPTIMIZED TO PROVIDE THE ULTIMATE RANGE OF MOVEMENT WHILE FEATURING SPECS AND TECHNOLOGY TO HELP KEEP YOU SAFE FROM IMPACTS. MOVE AT YOUR TOP SPEED WITHOUT BEING WEIGHED DOWN!

JETSPEED SHOULDER PADS ELBOW PADS SHIN GUARDS

TECH 001

MOBILITY

NEW LIGHTWEIGHT AMPLIFIED MOBILITY DESIGNS OFFER A TAPERED FIT TO FOLLOW YOUR JETSPEED FAST MOVES WITHOUT WEIGHING YOU DOWN.

TECH 002

COMFORT

INSTANT COMFORT RIGHT OFF THE SHELF TO GIVE YOU THAT ALREADY BROKEN-IN FEELING PLAYERS LOVE (AND HATE TO GIVE UP WHEN THEY HAVE TO CHANGE THEIR GEAR!).

TECH 003

STYLING

UPDATED NEW STYLING YOU WILL BE PROUD TO SHOW OFF IN THE LOCKER ROOM AND BE CONFIDENT WILL PROTECT YOU WHEN THEY TRY TO CHASE YOU.





[SPFT4PRO] **NEW**
JETSPEED FT4 PRO
 SHOULDER PADS

SIZES	SR	S, M, L, XL	\$
	JR	M, L	\$



[SPFT4] **NEW**
JETSPEED FT4
 SHOULDER PADS

SIZES	SR	S, M, L, XL	\$
	JR	S, M, L	\$

CONSTRUCTION	AMPLIFIED MOBILITY DESIGN WITH MOLDED ZOTEFOAM® Maximum lightweight full exposed foam-only design is optimized to protect elite players, while staying dry and light throughout the game. Low profile fit is close to the body and provides superior freedom of movement.	CONSTRUCTION	AMPLIFIED MOBILITY DESIGN WITH MOLDED PE FOAM Provides elite and competitive players both lightweight protection and serious mobility.
CAPS	ULTRA LIGHT U-FOAM SHOULDER CAPS Pro-level protection made from an incredibly light and extremely durable EPP core.	CAPS	ULTRA LIGHT U-FOAM SHOULDER CAPS - SR ONLY (JR: JDP CAPS) Pro-level protection made from an incredibly light and extremely durable EPP core.
TORSO	PREMIER VENTED ZOTEFOAM® FLEX MOTION BASE JACKET + REMOVABLE BELLY PAD Pro-level protection that moves with you and helps to keep you safe while being as light as air, from your first to your last shift. Adjustable extra coverage is made possible with the extended belly pad as needed.	TORSO	VENTED FLEX MOTION BASE JACKET + REMOVABLE BELLY PAD Protective layer of PE foam provides reliable protection that remains surprisingly lightweight. Adjustable extra coverage is made possible with the extended belly pad as needed.
BICEPS	HD MOLDED FOAM + LENGTH ADJUSTMENT Lightweight custom comfort fit with an elite level of protection.	BICEPS	PE-MOLDED CAP + LENGTH ADJUSTMENT Custom comfort fit and professional-level protection.
STERNUM / SPINE	NEW HYBRID SHIELD STERNUM & SPINE + NECK COMFORT PAD Structural shield combines hard HDPE plastic with high-density PE foam for lightweight high caliber protection.	STERNUM / SPINE	NEW HYBRID SHIELD STERNUM & SPINE + NECK COMFORT PAD Structural shield combines hard HDPE plastic with PE foam for lightweight high caliber protection.
NO LINER	STAY DRY DESIGN Unique liner-free design allows the closed cell Zotefoam® to do its job by not absorbing sweat. Now you stay dry and your equipment stays light, so you can do what you do best.	LINER	LAMINATED SOFT-FEEL LINER Absorbs less sweat to stay light and provides instant long-lasting comfort.
CLAVICLE	FLOATING CLAVICLE COVERAGE WITH HD MOLDED FOAM Impressive clavicle coverage that won't weigh you down.	CLAVICLE	FLOATING CLAVICLE COVERAGE WITH PE PLASTIC GUARDS Highly protective clavicle coverage.



[SP485] **NEW**
JETSPEED FT485
 SHOULDER PADS

SIZES	SR	S, M, L, XL	\$
	JR	S, M, L	\$



[SP475] **NEW**
JETSPEED FT475
 SHOULDER PADS

SIZES	SR	S, M, L, XL	\$
	JR	S, M, L	\$

CONSTRUCTION **DUAL-LAYER FRONT CONSTRUCTION WITH PE FOAM**
 Low profile design provides an extra layer of protection while providing improved flexibility that won't slow down the competitive player.

CONSTRUCTION **SINGLE-LAYER CONSTRUCTION WITH PE FOAM**
 Reliable protection with a light feel ideal for the recreational player.

CAPS **JDP DESIGN CAPS WITH MOLDED PE**
 Made from lightweight PE plastic, these caps deliver high-level protection.

CAPS **JDP DESIGN CAPS WITH MOLDED PE**
 Made from lightweight PE plastic, these caps deliver high-level protection.

TORSO **VENTED FRONT BASE WITH PE FOAM + REMOVABLE BELLY PAD**
 Lightweight yet durable chest protection that breathes so you feel light yet protected with adjustable coverage.

TORSO **PE FOAM BASE + HIGH CUT BOTTOM FRONT PANEL**
 Lightweight fit that delivers great protection and allows fast moves.

BICEPS **PE-MOLDED CAP + LENGTH ADJUSTMENT**
 Custom comfort fit and excellent protection.

BICEPS **PE-MOLDED CAP + LENGTH ADJUSTMENT**
 Custom comfort fit and excellent protection.

STERNUM / SPINE **ANATOMICAL MOLDED PE STERNUM AND SPINE**
 Must-have protection where it counts.

STERNUM / SPINE **ANATOMICAL MOLDED PE STERNUM AND SPINE**
 Must-have protection where it counts.

CLAVICLE **SEGMENTED SEMI-FLOATING CLAVICLE COVERAGE**
 Protection that moves with you.

CLAVICLE **BUILT-IN LIGHTWEIGHT FOAM**
 Integrated segmented clavicle protection.



[EPFT4PRO] **NEW**
JETSPEED FT4 PRO
 ELBOW PADS

SIZES	SR	S, M, L, XL	\$
	JR	M, L	\$



[EPFT4] **NEW**
JETSPEED FT4
 ELBOW PADS

SIZES	SR	S, M, L, XL	\$
	JR	S, M, L	\$

CONSTRUCTION	<p>AMPLIFIED MOBILITY THREE-PIECE DESIGN WITH DRYFOAM LINER Improved construction to follow the elbow's natural movements, so you can dangle, pass and shoot with the best of them; Dryfoam liner absorbs less sweat to keep elite players at their peak performance.</p>	CONSTRUCTION	<p>AMPLIFIED MOBILITY THREE-PIECE DESIGN Constructed in three pieces so the elbow can bend like it was meant to, with a soft laminated liner that absorbs less sweat to keep elite and competitive players lightweight.</p>
FOREARM	<p>PREMIUM ZOTEFOAM + HD FOAM GUARDS Improved pro-level lightweight protection.</p>	FOREARM	<p>INJECTION MOLDED PE CAP INSERT High-level lightweight protection in a low volume fit with minimum coverage to allow the ultimate range of movement.</p>
ELBOW CAP	<p>MOLDED PE CAP WITH JDP CONSTRUCTION + EXPOSED HD FOAM COVER JDP elbow cap designed to disperse impact force away from the elbow joint plus a reinforced exposed HD foam cover for even more protection.</p>	ELBOW CAP	<p>MOLDED PE CAP WITH JDP CONSTRUCTION + EXPOSED EVA FOAM COVER JDP elbow cap designed to disperse impact force away from the elbow joint plus a reinforced exposed EVA foam cover for extra toughness.</p>
BICEP	<p>EXPOSED HIGH-DENSITY MOLDED PE FOAMS NHL-caliber protection that stays dry and light.</p>	BICEP	<p>TOUGH EXPOSED EVA FOAM PROTECTION Lightweight comfortable protection that stays close to the body without weighing you down.</p>
ATTACHMENT	<p>REFINED PADDED MIDDLE LOCK STRAP + NYLON FOREARM STRAP Securely keeps the elbow pad in place close to the body, where it should be, without hindering arm movement.</p>	ATTACHMENT	<p>REFINED PADDED MIDDLE LOCK STRAP + NYLON FOREARM STRAP Securely keeps the elbow pad in place close to the body, where it should be, without hindering arm movement.</p>



[EP485] **NEW**
JETSPEED FT485
 ELBOW PADS

SIZES	SR	S, M, L, XL	\$
	JR	S, M, L	\$



[EP475] **NEW**
JETSPEED FT475
 ELBOW PADS

SIZES	SR	S, M, L, XL	\$
	JR	S, M, L	\$

CONSTRUCTION **HYBRID THREE-PIECE DESIGN**
 For added mobility and comfort, new design with floating bicep pad lets the competitive player move naturally, in a lighter, yet robust construction.

CONSTRUCTION **TWO-PIECE DESIGN**
 Improved mobility, protection and comfort ideal for the recreational player.

FOREARM **MOLDED PE CAP INSERT**
 High level of protection.

FOREARM **MOLDED PE CAP INSERT**
 High level of protection.

ELBOW CAP **MOLDED PE CAP WITH JDP CONSTRUCTION + EXPOSED EVA FOAM COVER**
 JDP design to disperse impact force away from the elbow joint while PE provides great fit and comfort.

ELBOW CAP **HALF EXPOSED INJECTED JDP CAPS**
 JDP design to disperse impact force away from the elbow joint.

BICEP **FLOATING BICEP PAD + PE INSERT**
 High-caliber coverage around the bicep area.

BICEP **ARTICULATED LIGHTWEIGHT FOAM BICEP PAD + PE INSERT**
 Comfortable coverage that doesn't slow you down.

ATTACHMENT **THREE-STRAP SYSTEM WITH NYLON + ELASTIC**
 Comfortable and fully customizable fit.

ATTACHMENT **SIMPLIFIED THREE-STRAP SYSTEM WITH NYLON + ELASTIC**
 Customize your wrap fit and comfort.



[SGFT4PRO] **NEW**
JETSPEED FT4 PRO
 SHIN GUARDS

SIZES	SR	14", 15", 16"	\$
	JR	12", 13"	\$



[SGFT4] **NEW**
JETSPEED FT4
 SHIN GUARDS

SIZES	SR	14", 15", 16"	\$
	JR	11", 12", 13"	\$

CONSTRUCTION	NEW ANATOMICAL NARROW FIT DESIGN Connected fit that does not feel bulky, for lightweight mobile protection optimized for an elite level of play.	CONSTRUCTION	NEW ANATOMICAL NARROW FIT DESIGN Connected fit that does not feel bulky, for lightweight mobility-friendly protection ideal for an elite and competitive level of play.
CALF	HD FOAM CALF GUARDS Improved protection with lightweight tough material for maximum impact calf guards, plus added abrasion resistance at bottom for those pesky skate tongues.	CALF	TOUGH EVA FOAM CALF GUARDS + PLASTIC INSERT Improved protection with lightweight tough material for great impact calf guards, plus added abrasion resistance at the bottom for those pesky skate tongues.
KNEE + SHIN CAPS	OPTIMIZED ANATOMICAL GEOMETRY + JDP KNEE CAP Improved kneecap/shin cap flex point offers more freedom of movement, plus JDP construction to disperse impact force away from the knee joint.	KNEE + SHIN CAPS	OPTIMIZED ANATOMICAL GEOMETRY + JDP KNEE CAP Improved kneecap/shin cap flex point offers more freedom of movement, plus JDP construction to disperse impact force away from the knee joint.
THIGH	MOLDED PREMIUM HD FOAM Close-to-the-body pro level protection.	THIGH	MOLDED EVA FOAM Close-to-the-body high level protection.
ATTACHMENT	UPPER LOCK STRAP WITH COMFORT CUSHION AND LENGTH-ADJUSTABLE CALF STRAP Customize to all calf sizes for a snug and extra-comfortable fit.	ATTACHMENT	UPPER LOCK STRAP WITH COMFORT CUSHION AND LENGTH-ADJUSTABLE CALF STRAP Customize to all calf sizes for a snug and extra-comfortable fit.
LINER	NEW ANATOMICAL ZOTEFOAM® + DRYFOAM REMOVABLE LINER WITH KNEE CUT-OUT Lightweight custom fit that stays close to the leg so you can move freely while staying light, and breathable with exposed vented foam surround.	LINER	NEW ANATOMICAL PE FOAM + SOFT LAMINATED REMOVABLE LINER WITH KNEE CUT-OUT Lightweight custom fit that stays close to the leg so you can move freely while staying light.



[SG485] **NEW**
JETSPEED FT485
 SHIN GUARDS

SIZES	SR	14", 15", 16"	\$
	JR	11", 12", 13"	\$



[SG475] **NEW**
JETSPEED FT475
 SHIN GUARDS

SIZES	SR	14", 15", 16"	\$
	JR	11", 12", 13"	\$

CONSTRUCTION **NEW ANATOMICAL NARROW FIT DESIGN**
 Connected fit that does not feel bulky, for lightweight mobility-friendly protection ideal for competitive players.

CONSTRUCTION **NEW ANATOMICAL NARROW FIT DESIGN**
 Connected fit that does not feel bulky, in a lightweight mobility-friendly design well suited to recreational players.

CALF **PE FOAM CALF GUARDS + PLASTIC INSERT**
 Lightweight protection shaped to fit.

CALF **PE FOAM CALF GUARDS + PLASTIC INSERT**
 Lightweight protection shaped to fit.

KNEE + SHIN CAPS **OPTIMIZED ANATOMICAL GEOMETRY + JDP KNEE CAP**
 Improved kneecap/shin cap flex point offers more freedom of movement, plus JDP construction to disperse impact force away from the knee joint.

KNEE + SHIN CAPS **OPTIMIZED ANATOMICAL GEOMETRY + JDP KNEE CAP**
 Improved kneecap/shin cap flex point offers more freedom of movement, plus JDP construction to disperse impact force away from the knee joint.

THIGH **PE FOAM**
 Reliable protection around the thigh area.

THIGH **PE FOAM**
 High level of protection.

ATTACHMENT **STREAMLINED LOCK STRAP WITH COMFORT CUSHION + LENGTH-ADJUSTABLE CALF STRAP**
 Snug and extra-comfortable fit that's customizable for all calf sizes.

ATTACHMENT **NYLON UPPER LOCK STRAP + WIDE ELASTIC CALF STRAP**
 Comfortable and easily adjustable.

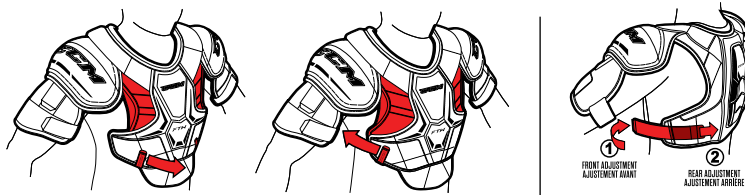
LINER **PE FOAM + SOFT LAMINATED REMOVABLE LINER WITH KNEE CUT-OUT**
 Custom fit, easy maintenance and good level of protection.

LINER **PE FOAM + REMOVABLE LINER**
 Custom fit, easy maintenance and good level of protection.



CUSTOMIZABILITY

JETSPEED FTW SHOULDER PADS FEATURE AN ADJUSTABLE STRAPPING SYSTEM FOR A TAILORED WRAPAROUND FIT, PLUS YOU CAN SHIFT YOUR COVERAGE. THE PANTS IN THIS COLLECTION ALSO COME WITH A HIDDEN +1" ZIPPER LENGTH ADJUSTMENT.



[SPFTW]

**JETSPEED FTW
WOMEN'S SHOULDER PADS**

SIZES WM S, M, L \$



CHEST	INNOVATIVE ADJUSTABLE CHEST PROTECTION	Made from premium molded foam, the adjustable chest panel is designed to conform and fit to all women's bodies - no matter what shape or size. Because reliable protection should be comfortable too.
BODY	COMFORT SIDE GUSSET + ADJUSTABLE TORSO STRAP SYSTEM	You can't always predict where the hits will land. That's why we added extra side coverage, an adjustable strap system for custom length and a removable belly pad.
CAPS	LOW-PROFILE MOLDED SHOULDER CAPS WITH D3O® SMART MATERIAL	Made from impact-absorbing D3O® Smart Material, these low-sitting lightweight caps deliver high-level protection built for a women's body shape, all without slowing you down.
CLAVICLE	FLOATING CLAVICLE PROTECTION	Must-have protection in a key impact area.
SPINE	ANATOMICAL MOLDED PE SPINE	Maximum protection for the back.
BICEP	HEIGHT-ADJUSTABLE FLOATING BICEPS	Elite low-profile protection that's comfortable and less restrictive.



[HPFTW]

**JETSPEED FTW
WOMEN'S PANTS**



SIZES WM S, M, L \$

CONSTRUCTION	BUILT TOUGH WITH STRETCH BACK PANEL	Made with a back panel that can stretch to any size, these lightweight pants provide comfortable protection from heavy hits.
ADJUSTMENT	STRETCH OPENING + INTERNAL BELT SYSTEM + HIDDEN 1" LENGTH-ADJUSTING ZIPPER	Easy on/off extendable opening with lace closure for a custom snug fit and unparalleled comfort.
BACK PROTECTION	LOW-PROFILE INJECTION-MOLDED HYBRID SPINE SHIELD WITH D3O® + SEGMENTED TAILBONE PAD	Pro-level impact protection in the lower back with a segmented tailbone pad that molds to the body.
LINER	DRYFOAM TECHNOLOGY WITH SOFT LAMINATED WATER REPELLENT LINING	Soft laminated liner absorbs less sweat so you can stay dry and your equipment lightweight.
THIGH GUARD	MOLDED PE PLASTIC + INNER LEG ZIPPER	Equipped with a low-profile design and a zipper adjustment, this thigh guard was made to deliver pro-level protection.
HIP / KIDNEY	MOLDED PE CAPS	Pro-protection in the hips and kidney area.
COLOR	BLK	



[SPAS1]
SUPER TACKS AS1
SHOULDER PADS



SIZES SR S, M, L, XL \$
JR M, L \$



[SP9080]
TACKS 9080
SHOULDER PADS



SIZES SR S, M, L, XL \$
JR S, M, L \$

CONSTRUCTION	DUAL-LAYER STRETCH BASE JACKET + ADJUSTABLE STRAP SYSTEM Anatomical 3D design and construction prevent pads from lifting so protection stays close to the body. Length-adjustable straps complete the perfect fit.	CONSTRUCTION	DUAL-LAYER STRETCH BASE JACKET AND ADJUSTABLE STRAP SYSTEM Anatomical 3D design and construction prevent pads from lifting so protection stays close to the body. Length-adjustable straps complete the perfect fit.
CAPS	INJECTED MOLDED PE CAP INSERT High level of protection.	CAPS	JDP SHOULDER CAPS WITH D30® SMART MATERIAL Pro-level cap construction disperses the impact force away from shoulders while D30® absorbs impact and shock.
TORSO	HD FOAM KIDNEY PROTECTION + REMOVABLE BELLY PAD Excellent kidney coverage with removable belly pad for superior protection, comfort and fit.	TORSO	HD FOAM KIDNEY PROTECTION & REMOVABLE BELLY PAD Excellent kidney coverage with removable belly pad for superior protection, comfort and fit.
BICEPS	2-PIECE FLOATING BICEP WITH CUSTOM ADJUSTMENTS Pro-level protection that's customizable for better fit and comfort.	BICEPS	CUSTOMIZABLE BICEP ADJUSTMENT Custom strap makes it easy to lengthen your bicep protection.
STERNUM	MOLDED HD FLOATING STERNUM WITH D30® SMART MATERIAL Premium HD foam and D30® come together to provide elite sternum protection with added impact and shock absorption.	STERNUM	MOLDED PE FLOATING STERNUM WITH D30® SMART MATERIAL PE construction provides better mobility while D30® absorbs impact and shock absorption, giving you elite-level sternum protection.
SPINE	MOLDED HD FLOATING SPINE WITH D30® SMART MATERIAL Pro-level lower back protection and comfort with D30® for impact and shock absorption.	SPINE	MOLDED PE FLOATING SPINE High level of protection and comfort with increased mobility.
LINER	PERFORATED BASE + MESH LINER Lightweight liner provides maximum airflow to keep you dry and cool - without compromising mobility.	LINER	COMFORT BASE AND MESH LINER Lightweight liner provides maximum airflow to keep you dry and cool - without compromising mobility.



[SPAS1]
YOUTH SUPER TACKS AS1
SHOULDER PADS



SIZES YT S, M, L \$

CONSTRUCTION	E-FIT STRETCH NECK Elastic neck area for an easy fit.	BICEPS	CUSTOMIZABLE BICEP ADJUSTMENT Custom strap makes it easy to lengthen your bicep protection.
CAPS	PE SHOULDER CAPS High-quality PE shoulder caps reinforced with PE foam for added comfort and protection.	STERNUM	FLOATING PE STERNUM WITH D30® SMART MATERIAL PE construction provides better mobility while D30® adds extra impact and shock absorption - giving you elite-level sternum protection.
TORSO	ADJUSTABLE BELLY PAD + FULL-LENGTH VELCRO ADJUSTMENT + LIGHTWEIGHT FOAM LINER Lightweight and customizable for incredible comfort.	SPINE	INTEGRATED MOLDED PE FOAM SPINE Lightweight foam for elite-level comfort and protection.



[SP9060]

TACKS 9060

SHOULDER PADS

SIZES	SR	S, M, L, XL	\$
	JR	S, M, L	\$

CONSTRUCTION	ANATOMICAL DUAL-LAYER BASE JACKET Anatomical 3D design and construction prevent pads from lifting so protection stays close to the body.
CAPS	JDP SHOULDER CAPS REINFORCED WITH MOLDED PE FOAM Elite-level cap construction disperses the impact force away from the shoulders while PE foam provides added comfort and protection.
TORSO	MOLDED PE FOAM BASE + REMOVABLE BELLY PAD Great kidney coverage with removable belly pad for added protection, comfort and fit.
BICEPS	CUSTOMIZABLE BICEP ADJUSTMENT Custom strap makes it easy to lengthen your bicep protection.
STERNUM	FLOATING MOLDED PE STERNUM High level of protection with exceptional comfort and mobility.
SPINE	FLOATING MOLDED PE SPINE High level of protection and comfort with better mobility.
LINER	COMFORT BASE JACKET + MESH LINER Lightweight liner provides maximum airflow to keep you dry and cool – without compromising mobility.

[SP9550] **NEW****TACKS 9550**

SHOULDER PADS

SIZES	SR	S, M, L, XL	\$
	JR	S, M, L	\$

CONSTRUCTION	SINGLE-LAYER CONSTRUCTION WITH PE FOAM Reliable and functional protection with a light feel ideal for recreational use.
CAPS	MOLDED PE SHOULDER CAPS Full coverage around the shoulders to safeguard from impacts or falls.
TORSO	PE FOAM BASE Lightweight fit that delivers great protection while moving with you, with maximized Velcro landing zone for easy adjustment and custom fit.
BICEPS	MOLDED PE CAPS Great buffer between you and the hit.
STERNUM	ANATOMICAL FLOATING MOLDED PE STERNUM High level of protection.
SPINE	PE INSERT SPINE High level of protection.

[SP9550] **NEW****YOUTH TACKS 9550**

SHOULDER PADS



SIZES YT S, M, L \$

CONSTRUCTION	SINGLE-LAYER CONSTRUCTION WITH PE FOAM Reliable protection with a light feel ideal for recreational use.
CAPS	MOLDED PE SHOULDER CAPS Full coverage around the shoulders.
TORSO	PE FOAM BASE Lightweight fit that delivers great protection with maximized Velcro landing zone for easy adjustment.
STERNUM	ANATOMICAL MOLDED CHEST Maximum protection.



[EPAS1]
SUPER TACKS AS1
ELBOW PADS



SIZES	SR	S, M, L, XL	\$
	JR	M, L	\$



[EP9080]
TACKS 9080
ELBOW PADS



SIZES	SR	S, M, L, XL	\$
	JR	S, M, L	\$

CAP	JDP CAP REINFORCED WITH D30® SMART MATERIAL + MOLDED FOAM COVERAGE Pro-level cap construction disperses impact force away from the area while D30® helps absorb impact and shock - giving you elite-level elbow protection.	CAP	JDP CAP REINFORCED WITH D30® SMART MATERIAL + MOLDED FOAM COVERAGE JDP cap design disperses impact force away from the area while D30® absorbs impact and shock - giving you elite-level elbow protection.
BICEP	ARTICULATED DUAL-LAYER BICEP WITH EXTENDED COVERAGE Molded exposed foam and bicep dual-layer construction for optimized mobility and protection.	BICEP	ARTICULATED BICEP WITH EXPOSED FOAM Exposed molded foam and articulated construction.
FOREARM	COMPRESSION-MOLDED EXPOSED HD FOAM WITH D30® SMART MATERIAL Premium HD foam combined with D30® for impact and shock absorption.	FOREARM	COMPRESSION-MOLDED PE WITH D30® SMART MATERIAL Molded PE with D30® for impact and shock absorption.
ATTACHMENT	MIDDLE REINFORCED LOCK STRAP + ELASTIC BICEP STRAP + LENGTH-ADJUSTABLE FOREARM STRAP 360° strap system locks the elbow pad in place to help maintain exceptional comfort. Plus, it's easy to customize your fit.	ATTACHMENT	LYCRA MESH MIDDLE LOCK STRAP + ELASTIC BICEP STRAP + LENGTH-ADJUSTABLE FOREARM STRAP 360° strap system locks the elbow pad in place to help maintain exceptional comfort. Plus, it's easy to customize your fit.



[EPAS1]
YOUTH SUPER TACKS AS1
ELBOW PADS



SIZES	YT	S, M, L	\$
-------	----	---------	----

CAP	JDP CAP REINFORCED WITH D30® SMART MATERIAL + MOLDED FOAM COVERAGE JDP cap designed to disperse impact force away from the elbow joint while D30® helps absorb impact and shock - giving you elite-level elbow protection.
BICEP	ARTICULATED BICEP PE Foam provides comfort and mobility.
ATTACHMENT	DOUBLE STRAP ADJUSTMENT SYSTEM WITH MAXIMIZED VELCRO LANDING ZONE Built for comfort and protection, the strap system keeps your elbow pad in place.



[EP9060]
TACKS 9060
ELBOW PADS

SIZES	SR	S, M, L, XL	\$
	JR	S, M, L	\$



[EP9550] **NEW**
TACKS 9550
ELBOW PADS

SIZES	SR	S, M, L, XL	\$
	JR	S, M, L	\$

CAP	JDP CAP WITH MOLDED PE FOAM COVERAGE JDP cap designed to disperse impact force away from the elbow joint.	CONSTRUCTION	ONE-PIECE CONSTRUCTION Reliable and functional protection with a light feel ideal for recreational use.
BICEP	ARTICULATED BICEP + MOLDED PE FOAM INSERT WITH EXTENDED COVERAGE PE foam provides next-level protection and comfort.	BICEP	LIGHTWEIGHT FOAM Coverage that doesn't slow you down.
FOREARM	MOLDED PE FOAM FOREARM GUARD Strategic placement of molded PE means excellent forearm protection.	FOREARM	PE INSERT Great lightweight protection around the forearm.
ATTACHMENT	LYCRA MESH MIDDLE LOCK STRAP + ELASTIC BICEP STRAP + NYLON FOREARM STRAP Strap system locks the elbow pad into place so you can play the game without worrying about shifting.	ELBOW CAP	PE CAPS WITH JDP CONSTRUCTION JDP construction designed to disperse impact force away from the elbow joint while PE provides great fit and comfort.
		ATTACHMENT	SIMPLIFIED THREE-STRAP SYSTEM Customize your fit and comfort.



[EP9550] **NEW**
YOUTH TACKS 9550
ELBOW PADS

SIZES	YT	S, M, L	\$
-------	----	---------	----

CONSTRUCTION	ONE-PIECE CONSTRUCTION Standard mobility and comfort.
ELBOW CAP	SYMMETRICAL PE HARD CAPS Made of PE plastic cap for protection you can count on.
ATTACHMENT	TWO-STRAP SYSTEM ATTACHMENT Customize your fit and comfort.



[SGAS1]
SUPER TACKS AS1
SHIN GUARDS



SIZES SR 14", 15", 16", 17" \$
JR 12", 13" \$



[SG9080]
TACKS 9080
SHIN GUARDS



SIZES SR 14", 15", 16", 17" \$
JR 11", 12", 13" \$

CALF	EXPOSED COMPRESSION-MOLDED HD FOAM WITH D30® SHOT BLOCK PROTECTION Premium HD foam combined with D30® for impact and shock absorption, giving you elite-level calf protection.	CALF	EXPOSED COMPRESSION-MOLDED HD FOAM WITH D30® SHOT BLOCK PROTECTION Premium HD foam combined with D30® for impact and shock absorption, giving you elite-level calf protection.
KNEE CAP	JDP CAP WITH D30® SMART MATERIAL Pro-level JDP cap construction disperses impact force away from the knee while D30® absorbs impact and shock.	KNEE CAP	JDP CAP WITH REINFORCED D30® SMART MATERIAL Pro-level JDP cap construction disperses impact force away from the knee while D30® absorbs impact and shock.
SHIN CAP	ANATOMICAL PE SHIN CAP WITH TAPE GROOVE Pro-strength PE shin cap with landing to lock in hockey tape.	SHIN CAP	ANATOMICAL PE SHIN CAP WITH TAPE GROOVE Pro-strength PE shin cap with landing to lock in hockey tape.
ATTACHMENT	UPPER LOCK STRAP + LENGTH-ADJUSTABLE CALF STRAP Snug fit that's customizable for all calf sizes.	ATTACHMENT	UPPER LOCK STRAP + LENGTH-ADJUSTABLE CALF STRAP Snug fit that's customizable for all calf sizes.
LINER	REMOVABLE COMFORT LINER WITH KNEE CUT-OUT + DETACHABLE LOWER SHIN PADDING Obtain a custom fit with the removable comfort liner and lower shin padding for unrivaled comfort.	LINER	REMOVABLE COMFORT LINER WITH KNEE CUT-OUT Removable comfort liner makes it easy to customize your fit.



[SGAS1]
YOUTH SUPER TACKS AS1
SHIN GUARDS



SIZES YT 8", 9", 10" \$

CALF	EXTENDED FOAM CALF GUARD Anatomical design with extended calf protection.	ATTACHMENT	UPPER LOCK STRAP + CALF STRAPPING SYSTEM Incredibly comfortable and easily adjustable.
KNEE CAP	MOLDED PE CAP Designed to disperse impact force away from the knee.	LINER	REMOVABLE COMFORT LINER WITH D30® SMART MATERIAL AND KNEE CUT-OUT Removable comfort liner makes it easy to customize your fit while D30® adds impact and shock absorption to the liner.
SHIN CAP	MOLDED PE CAP Anatomical cap design delivers a high level of protection.		



[SG9060]
TACKS 9060
SHIN GUARDS

SIZES	SR	14", 15", 16"	\$
	JR	11", 12", 13"	\$



[SG9550] **NEW**
TACKS 9550
SHIN GUARDS

SIZES	SR	14", 15", 16", 17"	\$
	JR	11", 12", 13"	\$

CALF	EXPOSED COMPRESSION-MOLDED FOAM + PE INSERT Premium foam combined with PE inserts for excellent protection.	CONSTRUCTION	LIGHTWEIGHT SHELL DESIGN Reliable and functional protection with a light feel ideal for recreational use.
KNEE CAP	JDP MOLDED PE CAP Pro-level cap construction disperses impact force away from the knee.	CALF	PE FOAM WITH LAMINATED FABRICS Good protection.
SHIN CAP	ANATOMICAL PE SHIN CAP WITH TAPE GROOVE Pro-strength PE shin cap with landing to lock in hockey tape.	KNEE + SHIN CAPS	ANATOMICAL PE SHIN CAP + JDP MOLDED PE KNEE CAP Lightweight protection with pro-level cap that disperses impact force away from the knee.
ATTACHMENT	UPPER LOCK STRAP + LENGTH-ADJUSTABLE CALF STRAP Snug fit that's customizable for all calf sizes.	THIGH	PE FOAM High level of protection.
LINER	REMOVABLE COMFORT LINER WITH KNEE CUT-OUT Removable comfort liner makes it easy to customize your fit.	ATTACHMENT	NYLON UPPER LOCK STRAP + WIDE ELASTIC CALF STRAP Comfortable and easily adjustable.
		LINER	PE FOAM + REMOVABLE LINER Custom fit, easy maintenance and good level of protection.



[SG9550] **NEW**
YOUTH TACKS 9550
SHIN GUARDS



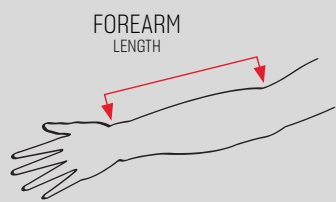
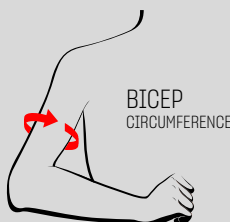
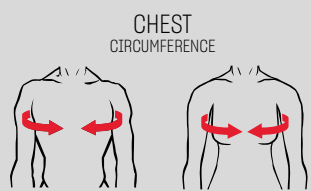
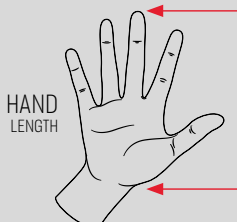
SIZES	YT	8", 9", 10"	\$
-------	----	-------------	----

CONSTRUCTION	LIGHTWEIGHT SHELL DESIGN Improved mobility, reliable and functional protection with a light feel ideal for recreational use.
KNEE CAPS	PE CAP Must-have protection for the knee caps.
ATTACHMENT	SINGLE ELASTIC WRAPPING LOCK STRAP Comfortable and easily adjustable.

GLOVES		13"		14"		15"	
SR		HAND LENGTH		HAND LENGTH		HAND LENGTH	
		Min.	Max.	Min.	Max.	Min.	Max.
	IN	6.5	7.5	7	8	7.5	8.5
CM	16.5	19	18	20.5	19	22	
JR		10"		11"		12"	
		HAND LENGTH		HAND LENGTH		HAND LENGTH	
	Min.	Max.	Min.	Max.	Min.	Max.	
IN	5	6	5.5	6.5	6	7	
CM	13	15.5	14	16.5	15.5	18	
YT		8"		9"			
		HAND LENGTH		HAND LENGTH			
	Min.	Max.	Min.	Max.			
IN	4	5	4.5	5.5			
CM	10.5	13	11.5	14			

SHOULDER PADS		SMALL				MEDIUM				LARGE				X-LARGE			
SR	IN	CHEST CIRC		HEIGHT		CHEST CIRC		HEIGHT		CHEST CIRC		HEIGHT		CHEST CIRC		HEIGHT	
		Min.	Max.	Min.	Max.	Min.	Max.	Min.	Max.	Min.	Max.	Min.	Max.	Min.	Max.	Min.	Max.
		34	38	5'2"	5'6"	37	41	5'6"	5'10"	40	44	5'10"	6'2"	43	48	6'	+
CM	86	97	157	168	94	104	168	178	102	112	178	188	109	122	183	+	
JR	IN	24	30	4'2"	4'6"	26	32	4'6"	4'10"	30	35	4'10"	5'2"	N/A			
	CM	60	76	127	137	67	81	137	147	75	89	147	157				
YT	IN	-	23	3'4"	3'7"	23	25	3'7"	3'10"	24	28	3'10"	4'2"	N/A			
	CM	-	58	102	109	58	64	102	122	60	70	117	127				
WOMEN	IN	28	33	4'11"	5'3"	33	39	5'3"	5'7"	39	47	5'7"	6'	N/A			
	CM	71	84	150	160	84	99	160	170	99	119	170	183				

ELBOW PADS		SMALL						MEDIUM					
SR	IN	FOREARM LENGTH		BICEP CIRCUMFERENCE		HEIGHT		FOREARM LENGTH		BICEP CIRCUMFERENCE		HEIGHT	
		Min.	Max.	Min.	Max.	Min.	Max.	Min.	Max.	Min.	Max.	Min.	Max.
		9	10.5	10	12	5'2"	5'6"	10	11.5	11	14	5'6"	5'10"
CM	23	27	25	30	157	168	25	29	28	36	168	178	
JR	IN	6	8	7	9	4'2"	4'6"	7	9	8	10	4'6"	4'10"
	CM	16	20	18	23	127	137	18	22	20	25	137	147
YT	IN	4.5	6	5.5	7	3'4"	3'7"	5.5	7	6	7.5	3'7"	3'10"
	CM	11	15	14	17	102	109	14	17	16	19	109	117
SR	IN	LARGE						X-LARGE					
		FOREARM LENGTH		BICEP CIRCUMFERENCE		HEIGHT		FOREARM LENGTH		BICEP CIRCUMFERENCE		HEIGHT	
		Min.	Max.	Min.	Max.	Min.	Max.	Min.	Max.	Min.	Max.	Min.	Max.
11	12.5	13	16	5'10"	6'2"	11.5	+	15	+	6'	+		
CM	28	32	33	41	178	188	29	+	38	+	183	+	
JR	IN	8	10	9	11	4'10"	5'2"	N/A					
	CM	20	25	23	28	147	157						
YT	IN	6	7.5	7	8	3'10"	4'2"	N/A					
	CM	15	19	18	21	117	127						

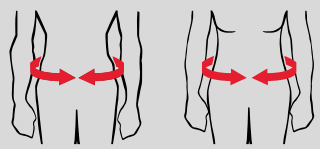


SHIN GUARDS		14"				15"				16"				
		HEIGHT		TIBIA LENGTH		HEIGHT		TIBIA LENGTH		HEIGHT		TIBIA LENGTH		
		Min.	Max.	Min.	Max.	Min.	Max.	Min.	Max.	Min.	Max.	Min.	Max.	
SR	IN	5'4"	5'8"	14	15	5'8"	6'	15	16	6'	6'4"	16	17	
	CM	163	173	36	38	173	183	38	41	183	193	41	43	
			17"				18"							
			HEIGHT		TIBIA LENGTH		HEIGHT		TIBIA LENGTH					
			Min.	Max.	Min.	Max.	Min.	Max.	Min.	Max.				
	IN		6'4"	+	17	18	6'4"	+	18	19				
CM		193	+	43	46	193	+	46	48					
JR			11"				12"				13"			
			HEIGHT		TIBIA LENGTH		HEIGHT		TIBIA LENGTH		HEIGHT		TIBIA LENGTH	
			Min.	Max.	Min.	Max.	Min.	Max.	Min.	Max.	Min.	Max.	Min.	Max.
	IN		4'4"	4'8"	11.0	12.0	4'8"	5'	12.0	13.0	5'	5'4"	13.0	14.0
CM		132	142	28	30	142	152	30	33	152	163	33	36	
YT			8"				9"				10"			
			HEIGHT		TIBIA LENGTH		HEIGHT		TIBIA LENGTH		HEIGHT		TIBIA LENGTH	
			Min.	Max.	Min.	Max.	Min.	Max.	Min.	Max.	Min.	Max.	Min.	Max.
	IN		3'4"	3'8"	8	9	3'8"	4'	9	10	4'	4'4"	10	11
CM		102	112	20	23	112	122	23	25	122	132	25	28	

PLAYER PANTS		SMALL				MEDIUM				LARGE				X-LARGE			
		WAIST CIRC		HEIGHT		WAIST CIRC		HEIGHT		WAIST CIRC		HEIGHT		WAIST CIRC		HEIGHT	
		Min.	Max.	Min.	Max.	Min.	Max.	Min.	Max.	Min.	Max.	Min.	Max.	Min.	Max.	Min.	Max.
SR	IN	29	32	5'2"	5'6"	31	35	5'6"	5'10"	34	39	5'10"	6'2"	37	42	6'	+
	CM	74	82	157	168	79	89	168	178	86	99	178	188	95	107	183	+
WOMEN	IN	25	29	4'11"	5'3"	29	33	5'3"	5'7"	33	37	5'7"	6'	N/A			
	CM	64	74	150	160	74	84	160	170	84	94	170	183				

PLAYER PANTS		X-SMALL				SMALL				MEDIUM			
		WAIST CIRC		HEIGHT		WAIST CIRC		HEIGHT		WAIST CIRC		HEIGHT	
		Min.	Max.	Min.	Max.	Min.	Max.	Min.	Max.	Min.	Max.	Min.	Max.
JR	IN	-	23	-	4'4"	23	25	4'2"	4'6"	24.5	28	4'6"	4'10"
	CM	-	58	-	132	58	64	127	137	62	72	137	147
YT	IN	N/A				20	21.5	3'4"	3'7"	21	22.5	3'7"	3'10"
	CM					51	55	102	109	53	57	109	117
		LARGE				X-LARGE							
		WAIST CIRC		HEIGHT		WAIST CIRC		HEIGHT					
		Min.	Max.	Min.	Max.	Min.	Max.	Min.	Max.				
JR	IN	27	31	4'10"	5'2"	27	29	5'4"	5'7"				
	CM	69	79	147	157	69	74	163	170				
YT	IN	22	23.5	3'10"	4'2"	N/A							
	CM	56	60	117	127								

WAIST CIRCUMFERENCE



HEIGHT

TIBIA LENGTH



HELMETS



[HTSPTX]
SUPER TACKS X

PROTECTION	NESTTECH + D30® Tuned 3D printed + rate sensitive location-specific impact distribution
COMFORT	NESTTECH + MULTI DENSITY FOAMS Max breathability + wraparound comfort
ADJUSTMENT	TOOL FREE ADJUSTMENT ON SIDES + SIDE IMPACT FRAME Reinforced, wide range front-to-back



[HT910]
TACKS 910

PROTECTION	FLUID INSIDE + D30® Location-specific impact distribution
COMFORT	I.Q.SHION GEL LINER Memory comfort + sweat wicking at front
ADJUSTMENT	TOOL FREE ADJUSTMENT ON SIDES + SIDE IMPACT FRAME Reinforced, wide range front-to-back



[HT710]
TACKS 710

PROTECTION	R.E.D. SYSTEM + D30® Helps manage multiple impacts
COMFORT	I.Q.SHION LINER Comfort + sweat wicking
ADJUSTMENT	SINGLE TOOL FREE ADJUSTMENT AT REAR 1 step length & width customization



[HT500]
FL500

PROTECTION	D30 + MULTI LAYERED FOAMS helps disperse the force of impacts
COMFORT	I.Q.SHION LINER Comfort + sweat wicking
ADJUSTMENT	TOOL FREE FIT CLIPS ON SIDE Front-to-back adjustment

GLOVES



[HGFT4PRO]
JETSPEED FT4 PRO

FINGERS / BACKHAND	PREMIUM ZOTEFOAM + HD PE FOAM + PE INSERTS + THREE-PIECE INDEX Elite level protection
PALM / LINER	PRO CLARINO + PRO CLARINO REINFORCEMENT + SEAMLESS PALM/CUFF + POLYGIENE Great feel, durability + antibacterial anti odor treatment
THUMB / CUFF	PRO FLEXTHUMB + SHORT PRE-ANGLED OPEN FLEXCUFF Amplified mobility & great grip



[HGFT4]
JETSPEED FT4

FINGERS / BACKHAND	PRO-LEVEL HD/PE FOAM + PE INSERTS + THREE-PIECE INDEX Pro-level protection
PALM / LINER	PRO CLARINO + HIGH ABRASION REINFORCEMENT + SEAMLESS PALM/CUFF + POLYGIENE Pro palm, extra durability + antibacterial anti odor treatment
THUMB / CUFF	PRO FLEXTHUMB + SHORT PRE-ANGLED OPEN CUFF Amplified mobility & great grip



[HGAS1]
SUPER TACKS AS1

FINGERS / BACKHAND	PE FOAM + PE INSERTS + D30® Pro-level impact protection
PALM / LINER	PRO CLARINO NASH + EMBOSSED NASH + POLYGIENE LINER Great feel, durability + antibacterial anti odor treatment
THUMB / CUFF	PRO FLEXTHUMB (SR) + SEGMENTED FLEXCUFF Great mobility & grip



[HG9080]
TACKS 9080

FINGERS / BACKHAND	PE FOAM + PE INSERTS + D30® Pro-level impact protection
PALM / LINER	PRO CLARINO NASH + KEVLAR + POLYGIENE LINER Pro feel, extra durability + antibacterial anti odor treatment
THUMB / CUFF	PRO FLEXTHUMB (SR) + SEGMENTED FLEXCUFF Great mobility & grip



[HG4RP2]
TACKS 4R PRO²

FINGERS / BACKHAND	D30 + DUAL-DENSITY FOAM + PE INSERTS Pro-level impact protection
PALM / LINER	PRO CLARINO NASH + POLYGIENE LINER Great feel, durability + antibacterial anti odor treatment
THUMB / CUFF	PRO FLEXTHUMB (SR) + SEGMENTED FLEXCUFF Great mobility & grip



[HT310]
TACKS 310

PROTECTION	D30® Rate sensitive material to help improve impact protection
COMFORT	I.Q. SHION LINER Comfort + sweat wicking
ADJUSTMENT	SINGLE TOOL FREE ADJUSTMENT AT REAR 1 step length & width customization



[HT210]
TACKS 210

PROTECTION	DUAL DENSITY FOAMS Helps distribute the energy of various types of impact
COMFORT	DUAL DENSITY FOAMS Comfort + wraparound fit
ADJUSTMENT	SINGLE TOOL FREE ADJUSTMENT AT REAR 1 step length & width customization



[HTFLJRC]
FL3DS JR

PROTECTION	D30 + MULTIDENSITY FOAM Age-specific protection (7-11 yrs old)
COMFORT	MULTIDENSITY FOAM Comfort
ADJUSTMENT	4 KID-FRIENDLY TOOL FREE ADJUSTMENTS Length, cage & clips height, chin strap snap




[HTYTHC]
FL3DS YT

PROTECTION	D30 + MULTIDENSITY FOAM Age-specific protection (4-7 yrs old)
COMFORT	MULTIDENSITY FOAM Comfort
ADJUSTMENT	5 KID-FRIENDLY TOOL FREE ADJUSTMENTS Length, cage & clips height, chin strap snap & clip



[HT50]
GCM50

PROTECTION	MULTIDENSITY FOAM Protection all around
COMFORT	MULTIDENSITY FOAM Comfort
ADJUSTMENT	TOOL FREE FIT CLIPS ON SIDE Front-to-back adjustment



[HG485]
JETSPEED FT485

FINGERS / BACKHAND	PE FOAM AND PE INSERTS Lightweight competitive protection
PALM / LINER	SOFT NASH + EMBOSSED REINFORCEMENT Enhanced comfort & durability
THUMB / CUFF	PRO FLEXTHUMB + SHORT PRE-ANGLED 1PCE OPEN CUFF Unrestricted movement + excellent grip



[HG475]
JETSPEED FT475

FINGERS / BACKHAND	PE FOAM + PE INSERTS Lightweight competitive protection
PALM / LINER	SOFT NASH + REINFORCEMENT Enhanced comfort & durability
THUMB / CUFF	REGULAR PE THUMB + SHORT PRE-ANGLED 1PCE OPEN CUFF Unrestricted movement + great grip



[HG9060]
TACKS 9060

FINGERS / BACKHAND	DUAL DENSITY FOAM + PE INSERTS Lightweight competitive protection
PALM / LINER	NASH + NASH REINFORCEMENT Enhanced comfort & durability
THUMB / CUFF	PRO FLEXTHUMB (SR) + SEGMENTED FLEXCUFF Great mobility & grip



[HG9040]
TACKS 9040

FINGERS / BACKHAND	EVA FOAM + PE INSERTS Lightweight competitive protection
PALM / LINER	NASH + NASH REINFORCEMENT Enhanced comfort & durability
THUMB / CUFF	PE INJECTED THUMB + OPEN CUFF Protective yet mobile



[HG9040]
YOUTH SUPER TACKS AS1

FINGERS / BACKHAND	PE FOAM + D30® Elite protection
PALM / LINER	WATER-REPELLENT NASH + REINFORCEMENT Durable comfort



[HG4R2]
TACKS 4R²

FINGERS / BACKHAND	SINGLE DENSITY FOAM Comfortable lightweight protection
PALM / LINER	NASH® Soft durable feel
THUMB / CUFF	PE INJECTED THUMB + OPEN FIXED CUFF Protective yet mobile



[HG4RP2]
YOUTH TACKS 4R PRO²

FINGERS / BACKHAND	SINGLE DENSITY FOAM Comfortable lightweight protection
PALM / LINER	NASH® Soft durable feel
THUMB / CUFF	PE INJECTED THUMB + OPEN FIXED CUFF Protective yet mobile

PANTS



[HPFT4PRO]
JETSPEED FT4 PRO

BACK	FLOATING SPINE + HYBRID SPINE SHIELD WITH HD FOAM Maximum impact protection
ADJUSTMENT/LINER	EASY FIT + BUILT-IN INTERNAL ANTI-TWIST BELT + 1" ZIPPER + DRYFOAM Elite customizable comfort dry fit
THIGH / HIP / KIDNEY	MOLDED PE CAPS + VENTED FOAM + HD FOAM THIGH GUARDS + LEG ZIPPER Lightweight pro-level protection



[HPFT4]
JETSPEED FT4

BACK	FLOATING SPINE + HYBRID SPINE SHIELD Maximum impact protection
ADJUSTMENT/LINER	EASY FIT + BUILT-IN INTERNAL BELT + 1" ZIPPER + DRYFOAM Customizable comfort dry fit
THIGH / HIP / KIDNEY	LIGHTWEIGHT FOAM + MOLDED PE PLASTIC + LEG ZIPPER Pro-level protection



[HP485]
JETSPEED FT485

BACK	HYBRID SPINE SHIELD High level impact protection
ADJUSTMENT/LINER	EASY FIT + INTERNAL BELT + 1" ZIPPER Custom comfort fit
THIGH / HIP / KIDNEY	LIGHTWEIGHT FOAM + MOLDED PE PLASTIC + LEG ZIPPER Pro-level protection



[PGJS]
JETSPEED GIRDLE

BACK	HYBRID SPINE SHIELD + D30® + HD FOAM Pro-level impact protection
ADJUSTMENT/LINER	HEIGHT/WIDTH ADJUSTABLE THIGH GUARDS Ultimate custom fit + pro-level protection
THIGH / HIP / KIDNEY	JDP + PE MOLDED CAP + MID-DENSITY FOAM Lightweight elite impact protection



[HPFTW]
WOMEN'S JETSPEED FTW

BACK	HYBRID SPINE SHIELD + D30® Low profile pro-level impact protection
ADJUSTMENT/LINER	STRETCH OPENING + INTERNAL BELT + 1" ZIPPER + DRYFOAM LINER Customizable comfort stay-dry fit
THIGH / HIP / KIDNEY	MOLDED PE CAPS + FLOATING THIGH GUARD + LEG ZIPPER Elite level protection



[HPAS1]
SUPER TACKS AS1

BACK	HEIGHT-ADJUSTABLE FLOATING SPINE + D30 Custom fit & elite impact protection
ADJUSTMENT/LINER	INTERNAL BELT + STABILIZED BELLY PAD + 1" ZIPPER Customizable comfort fit
THIGH / HIP / KIDNEY	JDP HIP CAPS + D30 + FLOATING MOLDED HD THIGH + PE + LEG ZIPPER Pro-level protection all around



[HP9080]
TACKS 9080

BACK	FLOATING SPINE + D30® Elite impact protection
ADJUSTMENT/LINER	INTERNAL BELT + STABILIZED BELLY PAD + 1" ZIPPER Customizable comfort fit
THIGH / HIP / KIDNEY	JDP HIP CAPS + D30 + FLOATING MOLDED PE THIGH + LEG ZIPPER Pro-level protection



[HP9060]
TACKS 9060

BACK	FIXED MOLDED PE SPINE Competitive level protection
ADJUSTMENT/LINER	INTERNAL BELT + 1" ZIPPER Customizable comfort fit
THIGH / HIP / KIDNEY	JDP HIP CAPS + FLOATING MOLDED PE THIGH + LEG ZIPPER Pro-level protection

SHOULDER PADS



[SPFT4PRO]
JETSPEED FT4 PRO

SHOULDER CAPS	U-FOAM SHOULDER CAPS Ultra lightweight pro protection
TORSO / SPINE / STERNUM	VENTED ZOTEF OAM FLEX MOTION + HYBRID SHIELD Ultra lightweight stay dry mobile pro protection
BICEPS	HD MOLDED FOAM + LENGTH ADJUSTMENT Lightweight customizable pro-level protection



[SPFT4]
JETSPEED FT4

SHOULDER CAPS	U-FOAM SHOULDER CAPS Ultra lightweight pro protection
TORSO / SPINE / STERNUM	VENTED FLEX MOTION + HYBRID SHIELD Lightweight elite mobile protection
BICEPS	PE-MOLDED CAP + LENGTH ADJUSTMENT Lightweight customizable elite protection



[SP485]
JETSPEED FT485

SHOULDER CAPS	JDP DESIGN CAPS WITH MOLDED PE Lightweight mobile protection
TORSO / SPINE / STERNUM	VENTED FRONT + MOLDED PE FOAM Lightweight competitive protection
BICEPS	PE-MOLDED CAP + LENGTH ADJUSTMENT Lightweight customizable elite protection



[SPFTW]
WOMEN'S JETSPEED FTW

SHOULDER CAPS	LOW-PROFILE CAPS + D30® Lightweight impact absorbing protection
TORSO / SPINE / STERNUM	ADJUSTABLE PE FOAM BASE + MOLDED STERNUM/SPINE Customized anatomical protection, coverage & comfort
BICEPS	PE-MOLDED CAP + LENGTH ADJUSTMENT Lightweight customizable elite protection



[SPAS1]
SUPER TACKS AS1

SHOULDER CAPS	DUAL CORE HD FOAM + D30® Maximum protection & impact absorption
TORSO / SPINE / STERNUM	MOLDED HD FOAM + D30® + ADJUSTABLE STRAPS Lightweight customizable pro-level protection
BICEPS	2PCE FLOATING BICEP + ADJUSTABLE STRAPS Customizable for optimal interaction & protection



[SP9080]
TACKS 9080

SHOULDER CAPS	JDP CAPS + D30® Pro-level protection & impact absorption
TORSO / SPINE / STERNUM	MOLDED PE + D30® + ADJUSTABLE STRAPS Elite level customizable protection
BICEPS	ADJUSTABLE BICEP Customizable protection



[SP9060]
TACKS 9060

SHOULDER CAPS	JDP CAPS + PE FOAM Pro-level protection & comfort
TORSO / SPINE / STERNUM	FLOATING MOLDED PE Competitive comfortable protection
BICEPS	ADJUSTABLE BICEP Customizable protection



[HP475]
JETSPEED FT475

BACK	HYBRID SPINE SHIELD High level impact protection
ADJUSTMENT/ LINER	EXTERNAL BELT + LACE FRONT + 1" ZIPPER Lightweight comfort fit
THIGH / HIP / KIDNEY	MOLDED PE CAPS + PE FOAM Competitive level protection



[HP9550]
TACKS 9550

BACK	PE INSERT SPINE Lightweight impact protection
ADJUSTMENT/ LINER	EXTERNAL BELT + STRETCH Great comfort fit
THIGH / HIP / KIDNEY	MOLDED PE CAPS + PE FOAM Recreational level protection



[HPAS1]
**YOUTH
SUPER TACKS AS1**

BACK	FLOATING SPINE + D30® Pro-level impact protection
ADJUSTMENT/ LINER	E-FIT INTERNAL BELT + 1" ZIPPER Maximum custom comfort
THIGH / HIP / KIDNEY	PE INSERTS Elite level protection



[HP9550]
**YOUTH
TACKS 9550**

BACK	PE INSERT SPINE Lightweight impact protection
ADJUSTMENT/ LINER	EXTERNAL BELT + STRETCH Great comfort fit
THIGH / HIP / KIDNEY	MOLDED PE THIGH GUARDS + PE HIP CAPS Recreational level protection



[SP475]
JETSPEED FT475

SHOULDER CAPS	JDP DESIGN CAPS WITH MOLDED PE Lightweight protection
TORSO / SPINE / STERNUM	PE FOAM BASE + MOLDED STERNUM/SPINE Anatomical protection & comfort
BICEPS	PE-MOLDED CAP + LENGTH ADJUSTMENT Lightweight protection



[SP9550]
TACKS 9550

SHOULDER CAPS	MOLDED PE CAPS Lightweight protection
TORSO / SPINE / STERNUM	PE FOAM BASE + FLOATING MOLDED STERNUM + PE INSERT SPINE Anatomical protection & comfort
BICEPS	MOLDED PE CAPS Lightweight protection



[SPAS1]
**YOUTH
SUPER TACKS AS1**

SHOULDER CAPS	PE CAPS + PE FOAM Coverage, comfort & protection
TORSO / SPINE / STERNUM	FLOATING PE + D30® + ADJUSTABLE STRAPS Lightweight elite level protection
BICEPS	ADJUSTABLE BICEP Customizable protection



[SP9550]
**YOUTH
TACKS 9550**

SHOULDER CAPS	MOLDED PE CAPS Lightweight protection
TORSO / SPINE / STERNUM	PE FOAM BASE + MOLDED CHEST Anatomical protection & comfort
BICEPS	MOLDED PE CAPS Lightweight protection

SHIN GUARDS



[SGFT4PRO]
JETSPEED FT4 PRO

- KNEE / SHIN CAPS** JDP + IMPROVED FLEX POINT
Optimal range of movement & impact protection
- CALF / THIGH** HD FOAM + CALF/THIGH GUARDS
Lightweight max protection & anatomical fit
- ATTACHMENT / LINER** LENGTH ADJUSTABLE CALF STRAP + ZOTEFOAM + DRYFOAM REMOVABLE LINER + DONUT
Comfortable customizable fit & pro-level protection



[SGAS1]
SUPER TACKS AS1

- KNEE CAPS** JDP + D30
Pro-level impact distribution
- SHIN CAPS & CALF** PE CAP + MOLDED HD FOAM + D30 SHOT BLOCK
Pro-level impact protection & anatomical fit
- ATTACHMENT / LINER** LENGTH ADJUSTABLE CALF STRAP + REMOVABLE LINER + LOWER PAD + DONUT
Comfortable customizable fit & elite protection



[SGFT4]
JETSPEED FT4

- KNEE / SHIN CAPS** JDP + IMPROVED FLEX POINT
Optimal range of movement & impact protection
- CALF / THIGH** EVA FOAM CALF GUARD + PLASTIC INSERT + EVA THIGH GUARD
Lightweight tough impact protection & anatomical fit
- ATTACHMENT / LINER** LENGTH ADJUSTABLE CALF STRAP + PE FOAM + LAMINATED REMOVABLE LINER + DONUT
Comfortable customizable fit & elite protection



[SG9080]
TACKS 9080

- KNEE CAPS** JDP + D30
Pro-level impact distribution
- SHIN CAPS & CALF** PE CAP + MOLDED HD FOAM + D30 SHOT BLOCK
Pro-level impact protection & anatomical fit
- ATTACHMENT / LINER** LENGTH ADJUSTABLE CALF STRAP + REMOVABLE LINER + DONUT
Comfortable customizable fit



[SG485]
JETSPEED FT485

- KNEE / SHIN CAPS** JDP + IMPROVED FLEX POINT
Optimal range of movement & impact protection
- CALF / THIGH** PE FOAM CALF GUARD + PLASTIC INSERT + PE FOAM THIGH GUARD
Competitive level protection
- ATTACHMENT / LINER** LENGTH ADJUSTABLE CALF STRAP + PE FOAM + REMOVABLE LINER + DONUT
Custom fit & protection



[SG9060]
TACKS 9060

- KNEE CAPS** JDP + MOLDED PE
Elite level impact distribution
- SHIN CAPS & CALF** PE CAP + MOLDED FOAM + PE INSERT
Excellent protection
- ATTACHMENT / LINER** LENGTH ADJUSTABLE CALF STRAP + REMOVABLE LINER + DONUT
Comfortable customizable fit

ELBOW PADS



[EPFT4PRO]
JETSPEED FT4 PRO

- BICEP** 3PCE WITH HD MOLDED PE FOAM
Pro-level ultralight protection & amplified mobility
- ELBOW CAP** MOLDED PE JDP CAP + EXPOSED HD FOAM COVER
Elite protection & comfort
- FOREARM & ATTACHMENT** ZOTEFOAM + HD FOAM GUARDS + 3 REFINED STRAPS
Pro-level lightweight close-to-body protection



[EPAS1]
SUPER TACKS AS1

- BICEP** 2PCE FLOATING ARTICULATED + EXTRA COVERAGE
Anatomical fit with mobility & protection
- ELBOW CAP** JDP CAP + D30 + MOLDED FOAM
Pro-level impact absorption & comfort
- FOREARM & ATTACHMENT** COMPRESS MOLDED HD FOAM + D30 + ADJUSTABLE STRAPS
Customizable wraparound pro protection



[EPFT4]
JETSPEED FT4

- BICEP** 3PCE WITH EVA FOAM
Elite lightweight comfortable protection + amplified mobility
- ELBOW CAP** MOLDED PE JDP CAP + EXPOSED EVA FOAM COVER
Elite protection & comfort
- FOREARM & ATTACHMENT** INJECTION MOLDED PE CAP INSERT + 3 REFINED STRAPS
Elite lightweight comfortable protection



[EP9080]
TACKS 9080

- BICEP** 2PCE FLOATING ARTICULATED + EXPOSED FOAM
Top mobility & protection
- ELBOW CAP** JDP CAP + D30 + MOLDED FOAM
Pro-level impact absorption & comfort
- FOREARM & ATTACHMENT** COMPRESS MOLDED HD FOAM + D30 + ADJUSTABLE STRAPS
Customizable wraparound pro protection



[EP485]
JETSPEED FT485

- BICEP** HYBRID 3PCE FLOATING BICEP + PE INSERTS
Competitive highly mobile comfortable protection
- ELBOW CAP** MOLDED PE JDP CAP + EXPOSED EVA FOAM COVER
Competitive impact protection
- FOREARM & ATTACHMENT** THREE STRAP SYSTEM + MOLDED PE CAP INSERT
High level protection & comfort



[EP9060]
TACKS 9060

- BICEP** ARTICULATED + PE FOAM + EXTRA COVERAGE
High level protection & comfort
- ELBOW CAP** JDP + MOLDED PE FOAM
Competitive impact protection
- FOREARM & ATTACHMENT** MOLDED PE GUARD + MULTI STRAPS
Comfort fit tough protection



[SG475]
JETSPEED FT475

KNEE / SHIN CAPS	JDP + IMPROVED FLEX POINT Optimal range of movement & impact protection
CALF / THIGH	PE FOAM CALF GUARD + PLASTIC INSERT + PE FOAM THIGH GUARD Lightweight protection
ATTACHMENT / LINER	WIDE CALF STRAP + PE FOAM + REMOVABLE LINER Adjustable comfort fit



[SG9550]
TACKS 9550

KNEE CAPS	JDP + MOLDED PE Elite level impact distribution
SHIN CAPS & CALF	PE CAP + PE FOAM Anatomical lightweight protection
ATTACHMENT / LINER	WIDE CALF STRAP + REMOVABLE LINER Custom comfort fit



[SGAS1]
YOUTH SUPER TACKS AS1

KNEE CAPS	MOLDED PE High level impact distribution
SHIN CAPS & CALF	MOLDED PE + EXTENDED CALF GUARD Elite protection & anatomical fit
ATTACHMENT / LINER	REMOVABLE LINER + DONUT Comfortable custom fit & protection



[SG9550]
YOUTH TACKS 9550

KNEE CAPS	PE CAP Lightweight recreational protection
SHIN CAPS & CALF	PE CAP + FOAM Anatomical lightweight protection
ATTACHMENT / LINER	ELASTIC WRAP LOCK STRAP Easily adjustable comfort fit



[EP475]
JETSPEED FT475

BICEP	2PCE ARTICULATED FOAM + PE INSERT Comfortable mobile protection & coverage
ELBOW CAP	HALF EXPOSED INJECTED JDP CAPS Recreational/Competitive impact protection
FOREARM & ATTACHMENT	MOLDED PE CAP INSERT + 3 STRAPS Great protection



[EP9550]
TACKS 9550

BICEP	ONE PIECE FOAM Lightweight coverage & mobility
ELBOW CAP	JDP + PE CAPS Recreational protection
FOREARM & ATTACHMENT	PE INSERT + SIMPLIFIED MULTI STRAPS Lightweight custom fit protection



[EPAS1]
YOUTH SUPER TACKS AS1

BICEP	ARTICULATED + PE FOAM High comfort & mobility
ELBOW CAP	JDP CAP + D30 + MOLDED FOAM Elite impact protection
FOREARM & ATTACHMENT	DOUBLE STRAP Comfortable custom fit



[EP9550]
YOUTH TACKS 9550

BICEP	ONE PIECE FOAM Lightweight coverage & mobility
ELBOW CAP	SYMMETRICAL PE HARD CAPS Reliable kid-friendly protection
FOREARM & ATTACHMENT	TWO STRAP SYSTEM Lightweight custom fit & comfort

REF REFEREE PROTECTIVE

BASED ON FEEDBACK FROM BIG-LEAGUE OFFICIALS, OUR COMPLETELY REDESIGNED REF PROTECTIVE GEAR ACHIEVES A HEAD-TO-TOE LOOK THAT PROTECTS WHILE COMMANDING RESPECT. EVERY PIECE IN THIS ALL-NEW COLLECTION IS MADE TO KEEP YOU SECURE, COMFORTABLE AND COOL UNDER PRESSURE.



[PPREF] **NEW**
REFEREE SHELL/PANT

SIZES SR S, M, L, XL \$

COMFORT	LIGHTWEIGHT PANT	Wear layered over your desired level of base protection, such as the Referee Girdle (PGREF), for a moves-with-you tailored look that commands respect.
BELT	WIDE ELASTIC WAIST	Built to provide a comfortable fit, with integrated suspender holders around waist.
EXTERIOR	DURABLE WOVEN POLYESTER	Provides pro-level comfort, look, breathability and durable wear, with easy-to-hem length, and stretch panels where it matters.



[HPREF]
REFEREE PANTS

SIZES SR S, M, L, XL \$

PROTECTION	PADDED PANT WITH BUILT-IN PE INSERTS + SINGLE-DENSITY FOAM	Get a tailored look with pro-level protection in key areas. <small>PROTECTION INCREASED WHEN WORN WITH REFEREE GIRDLE (PGREF).</small>
BELT	SINGLE-BELT CLOSURE SYSTEM	Built to provide a custom fit, with integrated suspender holders around waist.
KIDNEY	REMOVABLE PADDED KIDNEY BELT	Nice just-in-case protection.
TAILBONE	SEGMENTED TAILBONE PAD	Hugs the body to deliver pro-level protection that's comfortable and easy to move around in.
EXTERIOR	DURABLE WOVEN POLYESTER	Provides pro-level comfort, look, breathability and durable wear, with easy-to-hem length.



[PGREF]
REFEREE PADDED
BASE PANTS GIRDLE

SIZES SR S, M, L, XL \$

FIT	FORM-FITTING PERFORMANCE	Stretch compression base layer means you can follow the flow of the play in complete comfort.
PROTECTION	DIE-CUT FOAM PADDING	Pro-level of protection in key areas. <small>IN-GAME PROTECTION INCREASED WHEN WORN UNDER HPREF REFEREE PANT.</small>
CUP	PERFORMANCE ATHLETIC SUPPORT	Protective jock with hard shell for maximum comfort and protection.
BELT	WIDE ELASTIC WAIST	Comfortable fit with excellent freedom of movement.



[SGREF]
REFEREE SHIN GUARDS

SIZES SR 14", 15", 16" \$

PROTECTION	STREAMLINED DESIGN + MOLDED KNEE & SHIN CAPS + COMFORT FOAMS	Pro-level protection, comfort and mobility exactly where you need it.
ATTACHMENT	WIDE MESH WRAPAROUND CALF STRAP	With mesh straps above and below the knee, your fit is built to breathe and stay in place. Referees appreciate the low profile under their pants.



[EPREF]
REFEREE ELBOW PADS

SIZES SR M, L, XL \$

CONSTRUCTION	TAPERED SLEEVE DESIGN WITH LYCRA + ADJUSTABLE MESH STRAPS	Wraparound straps give you a breathable fit that stays in place - without sacrificing movement.
PROTECTION	LOW-PROFILE MOLDED FOAM ELBOW CAPS	Get the look and the protection with durable elbow pads that don't look bulky under your referee jersey.
BICEP	PE-MOLDED COMPONENTS	For extra protection that moves with the body for those important calls.



[PSREF]
**REFEREE
PADDED SHIRT**

SIZES SR S, M, L, XL \$

FIT	FORM-FITTING PERFORMANCE FIT	Stretch compression base layer with long sleeves so you can follow the flow of play in complete comfort.
PROTECTION	DIE-CUT VENTED FOAM PADDING	Pro-level just-in-case protection in sternum, shoulders and sides with added breathability
MATERIAL	LIGHTWEIGHT LYCRA + BREATHABLE MESH	Keeps you comfortable, cool, dry and mobile.



[PRO150 B04 / PRO150 B05]
**PRO150 W/ ARMBAND
REFEREE JERSEY**

**BOOKING ONLY

SIZES SR 44, 46, 48, 50, 52, 54, 56 \$

BODY	PRO-WEIGHT ULTRAFIL®	CONTENT	100% POLYESTER DOUBLE KNIT
LOGO	CCM EMBROIDERED LOGO ON BACK HEM	OTHER	½ ZIP PULLOVER WITH SEWN-ON ORANGE OR RED ARMBANDS



[PRO150S]
**PRO150 W/ SNAPS
REFEREE JERSEY**

SIZES SR 44, 46, 48, 50, 52, 54, 56 \$

BODY	PRO-WEIGHT ULTRAFIL®	CONTENT	100% POLYESTER DOUBLE KNIT
LOGO	CCM EMBROIDERED LOGO ON BACK HEM	OTHER	½ ZIP WITH SNAPS FOR ARMBANDS



[150]
**150 W/ SNAPS
REFEREE JERSEY**

SIZES SR XS, S, M, L, XL, XXL \$

BODY	MID-WEIGHT SUPRAFIL®	CONTENT	100% POLYESTER DOUBLE KNIT
LOGO	CCM TRANSFER LOGO ON BACK HEM	OTHER	½ ZIP WITH SNAPS FOR ARMBANDS



05 - RED

04 - ORANGE

[152PCK]
ARMBAND SET (PACK OF 2)

SIZES SR S, L \$

CONTENT	100% POLYESTER (DK-150)	SMALL	9" REFEREE ARMBAND FOR XS-L JERSEYS
OTHER	SNAP-ON	LARGE	10" REFEREE ARMBAND FOR XL-XXL & PRO 44-56 JERSEYS



[EBREFBAGWH]
**OFFICIALS'
BAG**

SIZES 30" L X 16" H X 14" W \$
(VOLUME: 6,720 INCH³)

MATERIALS	600D Ripstop polyester construction
WHEELS	All-terrain wheels
COMPARTMENTS	2 main compartments with removable divider.
HANDLES	Reinforced retractable handle.
ACCESSORIES	Referee ID pocket
COLORS	Black



[EBREFBAG]
**REFEREE
BAG**

SIZES 30" L X 15" H X 15" W \$
(VOLUME: 6,750 INCH³)

MATERIALS	600D Ripstop polyester construction
COMPARTMENTS	Segmented internal compartments and accessory pockets
HANDLES	Extra durable padded web shoulder strap
COLORS	Black



[SGBHQLT190]

QUICKLITE 190 BALL HOCKEY SHIN GUARD

SIZES	SR	S (13"), M (14"), L (15")	\$
	JR	S/M (11"), L/XL (12")	\$

FIT	ANATOMICAL PROFILE	Built for ball hockey.
CONSTRUCTION	PE KNEE CAP AND SHIN PAD	Lightweight construction offering great protection.
LINER	PU FOAM TECH REMOVABLE LINER	Custom fit and easy maintenance.
ATTACHMENT	3 VELCRO ELASTIC STRAPS	Easily adjustable triple support keeps your shin guard locked to your leg.



[SGBHQLT170]

QUICKLITE 170 BALL HOCKEY SHIN GUARD

SIZES	SR	S (13"), M (14"), L (15")	\$
-------	----	---------------------------	----

FIT	ANATOMICAL PROFILE	Built for ball hockey.
CONSTRUCTION	PE SHIN PAD	Lightweight with core protection.
LINER	PU FOAM TECH REMOVABLE LINER	Custom fit and easy maintenance.
ATTACHMENT	2 VELCRO ELASTIC STRAPS AROUND THE CALF	Easily adjustable double support to help keep your shin guard in place.



[SGBHQLTSFT]

QUICKLITE SFT BALL HOCKEY SHIN GUARD

SIZES	SR	S (13"), M (14"), L (15"), XL (16")	\$
-------	----	-------------------------------------	----

FIT	SNUG FIT WITH SLEEVE	Built for ball hockey.
CONSTRUCTION	PE/LD KNEE CAP AND SHIN PAD	Soft-shell construction offering great protection.
ATTACHMENT	2 CALF VELCRO ELASTIC STRAPS	Easily adjustable double support helps keep your shin guard in place.



[RPS150]

ROLLER HOCKEY PADDED SHIRT

SIZES	SR	S, M, L, XL	\$
	JR	S, M, L	\$

FIT	FORM-FITTING PERFORMANCE FIT	Body-hugging design that won't hinder your movement.
MATERIAL	LIGHTWEIGHT STRETCH MESH + MOISTURE WICKING TECHNOLOGY	Keeps you comfortable, cool and dry.
STERNUM / SPINE	EXPOSED U-FOAM	High-quality, extremely lightweight foam for ultimate impact protection.
SHOULDERS	PERFORATED PE FOAM	Take the hits and keep your cool in a shirt that breathes.



[HGBHQLT190]
QUICKLITE 190
BALL HOCKEY GLOVES

SIZES SR S (13"), M (14"), L (15") \$

FIT	ANATOMICAL PROFILE	Built for ball hockey.
CONSTRUCTION	HD/LD FOAM CONSTRUCTION	Lightweight while keeping your hands well protected.
BACKHAND / FINGERS	MULTI-SEGMENTED BACKHAND AND FINGERS	Maximum dexterity for superior stick handling.
CUFF	SEGMENTED CUFF WITH EMBROIDERED CCM LOGO	Designed to flex with your every move while offering an impressive range of motion.



[HGBHQLT170]
QUICKLITE 170
BALL HOCKEY GLOVES

SIZES SR S (13"), M (14"), L (15") \$
 JR S/M (11"), L/XL (12") \$

FIT	ANATOMICAL PROFILE	Built for ball hockey.
CONSTRUCTION	LD FOAM CONSTRUCTION	Lightweight.
BACKHAND / FINGERS	SEGMENTED BACKHAND AND FINGERS	Excellent dexterity.
CUFF	SEGMENTED CUFF WITH PRINTED CCM LOGO	Designed to flex with your every move while offering an impressive range of motion.



[PSBHQLT]
QUICKLITE BALL HOCKEY
PADDED SHORTS

SIZES SR S, M, L, XL, XXL \$

FIT	TIGHT-FIT COMPRESSION	Reduces muscle vibration and fatigue.
CONSTRUCTION	LIGHTWEIGHT VENTED LYCRA [®] PERFORMANCE	Improved mobility and airflow so you can move fast.
MATERIAL	SANITARY ANTIMICROBIAL MATERIAL	Wicks away moisture and helps prevent odors from getting in the way of your game.
PROTECTION	PERFORATED PE FOAM AT FRONT THIGHS & HIPS	Lightweight protection that's perforated to promote better airflow.
CUP	ERGONOMIC MOLDED CUP	Maximum protection and comfort around the groin area.



[RPG110]
ROLLER HOCKEY
GIRDLE

SIZES SR S, M, L, XL \$
 JR S, M, L \$

CONSTRUCTION	LIGHTWEIGHT STRETCH POLYESTER	Better mobility and breathability.
PROTECTION	PERFORATED PE FOAM	Take the hits and keep your cool in a girdle that breathes.
TAILBONE	HD FOAM + PE PLASTIC TAILBONE	High-quality foam and plastic for targeted tailbone protection.
CUP	PERFORMANCE ATHLETIC SUPPORT	Protective jock with hard shell for maximum comfort and protection.





GOALTE

EFLEX5 PADS

AT FIRST, YOU MIGHT NOT RECOGNIZE THE EFLEX 5 PADS, BUT TAKE A CLOSER LOOK AND YOU'LL FIND THE FOUNDATION OF SPEED, RESPONSIVENESS AND FLEXIBILITY THAT YOU RELY ON. NOW DESIGNED TO GIVE YOU EVEN GREATER CONTROL, SEAL AND STABILITY, THE EFLEX 5 TAKES EVERYTHING YOU KNOW AND LOVE TO THE NEXT LEVEL.



TECH 001

CONTROL REBOUND TECHNOLOGY

THE PUCK COMES AT YOU FROM EVERY ANGLE; YOU DECIDE WHERE IT GOES NEXT. DIRECT AND CONTROL THE PUCK WITH TECHNOLOGY BUILT TO HELP DAMPEN REBOUNDS AND KEEP PUCKS IN TIGHT.



TECH 002

DUAL1TECORE TECHNOLOGY

ADDED STIFFNESS ABOVE THE KNEE TO GIVE YOU ULTIMATE SEAL, STABILITY AND SLIDING, WHILE A FLEXIBLE FEEL BELOW THE KNEE AND INTO THE BOOT ALLOWS YOU TO POWERFULLY PUSH, MOVE AND REACT WITH SPEED.



TECH 003

RAISED FLAT INSIDE EDGE

DUAL-DENSITY MOLDED CONSTRUCTION FEATURES A RAISED FLAT INNER GUSSET FOR A BETTER SEAL WITH THE ICE AND EFFICIENT CROSS-CREASE MOVEMENTS.



TECH 004

MOLDED KNEE ROLL



UV PRINTING



EFLEX5 CATCH GLOVE

THIS GLOVE IS BUILT TO BE A PART OF YOUR PERSONAL HIGHLIGHT REEL. WITH PROTECTION TO GIVE YOU CONFIDENCE TO FACE EVERY SHOT IN GAMES, WARMUPS AND PRACTICES, AND NOW WITH ADDED FLEXIBILITY FOR IMPROVED CLOSURE AND CONTROL WITH EACH GLOVE SAVE YOU MAKE.



TECH 001

FLEXMOTION BACKHAND AND CUFF

SEGMENTED MOLDED PROTECTION FOR GREATER FLEXIBILITY WITH NEW QUICK RELEASE STRAPPING FOR PERSONALIZED FIT AND FEEL.

ADJUSTABLE ARTICULATING CUFF
FOR FULL RANGE OF MOTION.

TECH 002

D30® SMART MATERIAL

HIGH-PERFORMANCE
IMPACT PROTECTION
FOR EVERY BIG (AND SMALL)
GLOVE SAVE.



EFLEX5 BLOCKER

STAY IN FULL CONTROL. WHETHER IT'S TO DEFLECT THE PUCK OFF YOUR BLOCKER AND ONTO YOUR TEAMMATE'S STICK, OR TO LEVERAGE YOUR BLOCKER'S FULL RANGE OF MOTION TO TOSS A SAUCER PASS TO YOUR TEAMMATE AT THE BLUE LINE...OR MAYBE, YOU'VE MASTERED BOTH.

TECH 001

FLEXMOTION CUFF

ADJUSTABLE AND ARTICULATING CUFF
TO DIAL IN YOUR FIT AND ENHANCE
YOUR PLAYMAKING ABILITIES.

TECH 002

D30® SMART MATERIAL

LOW-PROFILE IMPACT PROTECTION.

TECH 003

LIGHTWEIGHT & THIN PROFILE DESIGN

IMPROVED BALANCE AND
LIGHTWEIGHT FEEL.



EFLEX5 GLOVE

EFLEX5 BLOCKER

* CUSTOM COLOR SHOWN AND MANY OTHER COLORS AVAILABLE



[GPEFX5] **NEW**
EFLEX5
 GOAL PADS

DUALITECORE
 CONTROL KNEE ROLLS
 QUICK MOTION STRAP SYSTEM
 CONTROL KNEE ROLLS
 SPEEDSKIN

SIZES	SR	33+1, 34+1, 34+2, 35+2, CUST.	\$
	INT	CUST. ONLY	\$

[GPE5.9] **NEW**
EFLEX E5.9
 GOAL PADS

DUALITECORE
 QUICK MOTION STRAP SYSTEM
 CONTROL KNEE ROLLS
 SPEEDSKIN

SIZES	SR	33+1, 34+1, 34+2, 35+2	\$
	INT	30+1, 31+1, 32+1	\$



[GPE5.5] **NEW**
EFLEX E5.5
 GOAL PADS

DUALITECORE
 QUICK MOTION STRAP SYSTEM
 CONTROL KNEE ROLLS
 SPEEDSKIN

SIZES	SR	32+1, 33+1, 34+1	\$
	JR	26+1, 28+1, 30+1	\$
	YT	22, 24	\$

TECHNOLOGIES	DUALITECORE CONTROL REBOUND CONTROL KNEE ROLLS QUICK MOTION STRAP SYSTEM SPEED SKIN	TECHNOLOGIES	DUALITECORE CONTROL KNEE ROLLS QUICK MOTION STRAP SYSTEM SPEED SKIN	TECHNOLOGIES	DUALITECORE CONTROL KNEE ROLLS QUICK MOTION STRAP SYSTEM SPEED SKIN
FLEX PROFILE	OUTER SINGLE BREAK + PRE-CURVED SINGLE BREAK CORE Maximizes flexibility while helping to close the 5-hole.	FLEX PROFILE	OUTER SINGLE BREAK + PRE-CURVED SINGLE BREAK CORE Maximizes flexibility while helping to close the 5-hole.	FLEX PROFILE	OUTER SINGLE BREAK + PRE-CURVED SINGLE BREAK CORE Maximizes flexibility while helping to close the 5-hole.
PAD FACE	CONTROL REBOUND TECHNOLOGY + CONTROL KNEE ROLLS Keep pucks controlled in tight. Molded and minimized knee rolls enhance rebound predictability.	PAD FACE	CONTROL KNEE ROLLS Minimized knee rolls provide more predictable rebounds while maintaining flexibility.	PAD FACE	CONTROL KNEE ROLLS Minimized knee rolls provide more predictable rebounds while maintaining flexibility.
CORE CONSTRUCTION	DUALITECORE TECHNOLOGY + MOLDED PRO CORE Lightweight dual flex profile for quicker transition into butterfly.	CORE CONSTRUCTION	DUALITECORE TECHNOLOGY + HD CORE Lightweight dual flex profile for quicker transition into butterfly.	CORE CONSTRUCTION	DUALITECORE TECHNOLOGY Dual flex profile for easy transition into butterfly.
BOOT	DEEP 90-DEGREE WITH TORSIONAL FLEX AND BUNGEE TOE STRING SYSTEM Enhanced connectivity and flexibility for power pushes.	BOOT	DEEP 90-DEGREE WITH TORSIONAL FLEX AND BUNGEE TOE STRING SYSTEM Enhanced connectivity and flexibility for power pushes.	BOOT	DEEP 90-DEGREE WITH TORSIONAL FLEX AND BUNGEE TOE STRING SYSTEM Enhanced connectivity and flexibility for power pushes.
BOOT CHANNEL	DEEP SOFT Added mobility and feel between the skate and pad.	BOOT CHANNEL	DEEP SOFT Added mobility and feel between the skate and pad.	BOOT CHANNEL	DEEP SOFT Added mobility and feel between the skate and pad.
LEG CHANNEL/STRAPPING	DEEP, TIGHT FIT WITH QMSS Responsive feel for optimal reactivity and connection with the leg.	LEG CHANNEL/STRAPPING	DEEP, TIGHT FIT WITH QMSS Responsive feel for optimal reactivity and connection with the leg.	LEG CHANNEL/STRAPPING	DEEP, TIGHT FIT WITH QMSS Responsive feel for optimal reactivity and connection with the leg.
KNEE CRADLE	RECESSED FOAM WITH REMOVABLE KNEE CRADLE WRAP Deeper knee cradle helps close the 5-hole.	KNEE CRADLE	RECESSED FOAM WITH REMOVABLE KNEE CRADLE WRAP Deeper knee cradle helps close the 5-hole.	KNEE CRADLE	RECESSED FOAM WITH REMOVABLE KNEE CRADLE WRAP SR/JR only - Soft foam without outer knee wrap. YT only - Deeper knee cradle helps close the 5-hole.
KNEE RAISER / LANDING ZONE	3D GRIP/INJECTION-MOLDED EPP FOAM WITH RAISED INNER EDGE STABILIZER Excellent pad seal and stability with maximum impact absorption.	KNEE RAISER / LANDING ZONE	3D GRIP/PE FOAM WITH RAISED INNER EDGE STABILIZER Provides pad seal, stability with great impact absorption.	KNEE RAISER / LANDING ZONE	NYLON/PE FOAM WITH RAISED INNER EDGE STABILIZER Seals pad to the ice and provides better balance.
THIGH PROTECTOR	N/A	THIGH PROTECTOR	N/A	THIGH PROTECTOR	LEGAL HIGH PROTECTOR YT ONLY Protects top of the knee.
COLORS	WWWW, CUSTOM	COLORS	WWWW	COLORS	WWWW
BOOKING COLORS	N/A	BOOKING COLORS	GPE5.9CC: WWBB, WWNN, CHI, TOR, MTL, DET, BOS	BOOKING COLORS	GPE5.5CC: WWBB, WWNN, CHI, TOR, MTL (SR & JR ONLY), DET, BOS (SR & JR ONLY)

****THESE ARE THE STOCK SPECS.
 SR PRO AND INT PRO CAN ALSO BE ORDERED WITH CUSTOM SPECIFICATIONS.





[GMEFX5] **NEW**
EFLEX5
CATCH GLOVE



SIZES	SR	REGULAR, FULL RIGHT	\$
	INT	REGULAR, FULL RIGHT (CUSTOM ONLY)	\$

[GME5.9] **NEW**
EFLEX E5.9
CATCH GLOVE



SIZES	SR	REGULAR, FULL RIGHT	\$
	INT	REGULAR, FULL RIGHT	\$

[GME5.5] **NEW**
EFLEX E5.5
CATCH GLOVE



SIZES	SR	REGULAR, FULL RIGHT	\$
	JR	REGULAR, FULL RIGHT	\$
	YT	REGULAR, FULL RIGHT	\$

TECHNOLOGIES	D30® FLEXMOTION SPEED SKIN	TECHNOLOGIES	FLEXMOTION SPEED SKIN	TECHNOLOGIES	FLEXMOTION SPEED SKIN
BREAK ANGLE	600 Middle of hand closure.	BREAK ANGLE	600 Middle of hand closure.	BREAK ANGLE	600 Middle of hand closure.
PALM STIFFNESS	GAME-READY FIT + D30® PROTECTION Easy break-in with upgraded protection.	PALM STIFFNESS	GAME-READY FIT Softer feel and easy break-in.	PALM STIFFNESS	GAME-READY FIT Softer feel and easy break-in.
CUFF/THUMB	ONE PIECE Redesigned cuff core for maximum coverage and enhanced closure.	CUFF/THUMB	ONE PIECE Redesigned cuff core for maximum coverage and enhanced closure.	CUFF/THUMB	ONE PIECE Redesigned cuff core for maximum coverage and enhanced closure.
BACKHAND AND CUFF	FLEXMOTION DESIGN Segmented Molded HD foam protection for optimal flexibility, and articulated cuff for added mobility.	BACKHAND AND CUFF	FLEXMOTION DESIGN Segmented HD foam backhand protection for great flexibility, and articulated cuff for added mobility.	BACKHAND AND CUFF	FLEXMOTION DESIGN Segmented backhand and articulated cuff for added mobility.
POCKET	DOUBLE STRAIGHT TEE Helps track the puck.	POCKET	DOUBLE STRAIGHT TEE Helps track the puck.	POCKET	DOUBLE STRAIGHT TEE Helps track the puck.
WRIST STRAP	QUICK-RELEASE WEBBING STRAP Easy and secure adjustment.	WRIST STRAP	QUICK-RELEASE WEBBING STRAP Easy and secure adjustment.	WRIST STRAP	QUICK-RELEASE WEBBING STRAP Easy and secure adjustment.
INNER PALM	LAYERED FELT/D30® Game-ready flex with excellent impact protection.	INNER PALM	LAYERED FELT/FOAM Game-ready flex.	INNER PALM	FELT/FOAM Game-ready flex.
COLORS	WWWW, CUSTOM	COLORS	WWWW	COLORS	WWWW
FINGER STALLS	NASH® Comfort feel and quicker release.	FINGER STALLS	NASH® Comfort feel and quicker release.	FINGER STALLS	NASH® Comfort feel and quicker release.
BOOKING COLORS	N / A	BOOKING COLORS	GPE5.9CC: WWBB, WWNN, CHI, TOR, MTL, DET, BOS	BOOKING COLORS	GPE5.5CC: WWBB, WWNN, CHI, TOR, MTL (SR & JR ONLY), DET, BOS (SR & JR ONLY)

****THESE ARE THE STOCK SPECS.
SR PRO AND INT PRO CAN ALSO BE ORDERED WITH CUSTOM SPECIFICATIONS.





[GBEFX5] **NEW**
EFLEX5
BLOCKER



SIZES	SR	REGULAR, FULL RIGHT	\$
	INT	REGULAR, FULL RIGHT (CUSTOM ONLY)	\$

[GBE5.9] **NEW**
EFLEX E5.9
BLOCKER



SIZES	SR	REGULAR, FULL RIGHT	\$
	INT	REGULAR, FULL RIGHT	\$

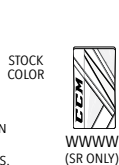
[GBE5.5] **NEW**
EFLEX E5.5
BLOCKER



SIZES	SR	REGULAR, FULL RIGHT	\$
	JR	REGULAR, FULL RIGHT	\$
	YT	REGULAR, FULL RIGHT	\$

TECHNOLOGIES	D30® FLEXMOTION SPEED SKIN	TECHNOLOGIES	FLEXMOTION SPEED SKIN	TECHNOLOGIES	FLEXMOTION SPEED SKIN
SIDE WALL PROTECTION	X-STIFF SIDEWALL WITH STRAIGHT FINGER PROTECTION High impact protection.	SIDE WALL PROTECTION	STIFF SIDEWALL WITH STRAIGHT FINGER PROTECTION Impact protection.	SIDE WALL PROTECTION	STIFF SIDEWALL WITH STRAIGHT FINGER PROTECTION Impact protection.
CUFF	ADJUSTABLE FLEXMOTION CUFF Amplified mobility with customizable fit and range of motion.	CUFF	ADJUSTABLE FLEXMOTION CUFF Amplified mobility with customizable fit and range of motion.	CUFF	REINFORCED NASH® Feel and durability.
FINGER PROTECTORS	HD FOAM WRAP + D30® PROTECTION Optimal impact protection.	FINGER PROTECTORS	HIGH-DENSITY FOAM WRAP Impact protection.	FINGER PROTECTORS	LOW-DENSITY FOAM WRAP Impact protection.
PALM	MULTI-LAYERED REINFORCED NASH® Optimized feel and durability.	PALM	REINFORCED NASH® Feel and durability.	PALM	REINFORCED NASH® Feel and durability.
PALM POSITION	CENTERED PALM POSITION Provides balance.	PALM POSITION	CENTERED PALM POSITION Provides balance.	PALM POSITION	CENTERED PALM POSITION Provides balance.
BLOCKING BOARD	HEAT-LAMINATED DUAL-DENSITY FOAM WITH PE BOARD Thin profile design with maximum rebound control.	BLOCKING BOARD	LAMINATED DUAL-DENSITY FOAM WITH PE BOARD Thin profile design with maximum rebound control.	BLOCKING BOARD	LAMINATED DUAL-DENSITY FOAM WITH PE BOARD Thin profile design with maximum rebound control.
COLORS	WWWW, CUSTOM	COLORS	WWWW	COLORS	WWWW
BOOKING COLORS	N / A	BOOKING COLORS	GBE5.9CC: WWBB, WWNN, CHI, TOR, MTL, DET, BOS	BOOKING COLORS	GBE5.5CC: WWBB, WWNN, CHI, TOR, MTL (SR & JR ONLY), DET, BOS (SR & JR ONLY)

****THESE ARE THE STOCK SPECS.
SR PRO AND INT PRO CAN ALSO BE ORDERED WITH CUSTOM SPECIFICATIONS.





* CUSTOM COLOR SHOWN AND MANY OTHER COLORS AVAILABLE



[GPAXIS]
AXIS
GOAL PADS

MAX REBOUND+
L1TEXCORE
QUICK MOTION
SPEEDSKIN

SIZES	SR	33+1, 34+1, 34+2, 35+2, CUST.	\$
	INT	CUST. ONLY	\$



[GPA1.9]
AXIS A1.9
GOAL PADS

L1TEXCORE
QUICK MOTION
SPEEDSKIN

SIZES	SR	33+1, 34+1, 34+2, 35+2	\$
	INT	30+1, 31+1, 32+1	\$





[GPA1.5]
AXIS A1.5
GOAL PADS

L1TEXCORE
QUICK MOTION
SPEEDSKIN

SIZES	JR	26+1, 28+1, 30+1	\$
--------------	----	------------------	----

TECHNOLOGIES	MAX REBOUND+ TECHNOLOGY L1TEXCORE TECHNOLOGY QUICK MOTION STRAP SYSTEM SPEED SKIN	TECHNOLOGIES	L1TEXCORE TECHNOLOGY QUICK MOTION STRAP SYSTEM SPEED SKIN	TECHNOLOGIES	L1TEXCORE TECHNOLOGY QUICK MOTION STRAP SYSTEM SPEED SKIN
FLEX PROFILE	PRE-CURVED SINGLE INNER, NO BREAK OUTER Optimized stiffness, coverage and butterfly closure.	FLEX PROFILE	PRE-CURVED SINGLE INNER, NO BREAK OUTER Maximized stiffness, coverage and butterfly closure.	FLEX PROFILE	PRE-CURVED SINGLE INNER, NO BREAK OUTER Quick and easy pad rotation for easy butterfly movements.
BOOT	90 DEGREE WITH SHALLOW CHANNEL + BUNGEE TOE STRING SYSTEM Enhanced range of motion and flexibility for power pushes.	BOOT	90 DEGREE WITH SHALLOW CHANNEL + BUNGEE TOE STRING SYSTEM Enhanced range of motion and flexibility for power pushes.	BOOT	90 DEGREE WITH SHALLOW CHANNEL + BUNGEE TOE STRING SYSTEM Enhanced range of motion and flexibility for power pushes.
LEG CHANNEL / STRAPPING	SHALLOW LOOSE FIT WITH QMSS Quick and easy pad rotation built to complement L1TEXCORE.	LEG CHANNEL / STRAPPING	SHALLOW LOOSE FIT WITH QMSS Quick and easy pad rotation built to complement L1TEXCORE.	LEG CHANNEL / STRAPPING	SHALLOW LOOSE FIT WITH QMSS Quick and easy pad rotation and recovery.
KNEE CRADLE	RECESSED FOAM WITH REMOVABLE KNEE CRADLE WRAP Deeper knee cradle helps close the 5-hole.	KNEE CRADLE	RECESSED FOAM WITH REMOVABLE KNEE CRADLE WRAP Deeper knee cradle helps close the 5-hole.	KNEE CRADLE	RECESSED FOAM WITH REMOVABLE KNEE CRADLE WRAP Deeper knee cradle helps close the 5-hole.
CORE CONSTRUCTION	L1TEXCORE TECHNOLOGY AND MAX REBOUND+ TECHNOLOGY Very lightweight injected-molded Pro core built for extremely powerful rebounds.	CORE CONSTRUCTION	L1TEXCORE TECHNOLOGY Very lightweight core built for powerful rebounds.	CORE CONSTRUCTION	L1TEXCORE TECHNOLOGY Lightweight core built for powerful rebounds.
STABILIZER	HD RAISED FLAT INSIDE EDGE DESIGN Maximized seal and stability for powerful cross-crease movements.	STABILIZER	HD RAISED FLAT INSIDE EDGE DESIGN Maximized seal and stability for powerful cross-crease movements.	STABILIZER	RAISED FLAT INSIDE EDGE DESIGN Seal and stability for easy cross-crease movements.
KNEE RAISER	3D GRIP / INJECTION-MOLDED EPP FOAM Excellent pad seal, stability and impact absorption.	KNEE RAISER	3D GRIP / PE FOAM Provides pad seal, stability and impact absorption.	KNEE RAISER	NYLON / PE FOAM Seals pad to the ice.
COLORS	WWWWW (SR ONLY), CUSTOM	COLORS	WWWWW	COLORS	WWWWW
BOOKING COLORS	N/A	BOOKING COLORS	GPA1.9CC: WWBB, CHIC, BBBS	BOOKING COLORS	GPA1.5CC: WWBB, CHIC, BBBS

****THESE ARE THE STOCK SPECS.
SR PRO AND INT PRO CAN ALSO BE ORDERED WITH CUSTOM SPECIFICATIONS.





[GMAXIS]

AXIS
CATCH GLOVE

D3O²

SPEEDSKIN

SIZES	SR	REGULAR, FULL RIGHT	\$
	INT	REGULAR, FULL RIGHT (CUST.)	\$

[GMA1.9]

AXIS A1.9
CATCH GLOVE

SPEEDSKIN

SIZES	SR	REGULAR, FULL RIGHT	\$
	INT	REGULAR, FULL RIGHT	\$

[GMA1.5]

AXIS A1.5
CATCH GLOVE

SPEEDSKIN

SIZES	JR	REGULAR, FULL RIGHT	\$
-------	----	---------------------	----

TECHNOLOGIES D3O[®]
SPEED SKIN

TECHNOLOGIES SPEED SKIN

TECHNOLOGIES SPEED SKIN

CUFF / THUMB ONE PIECE
Maximum coverage.

CUFF / THUMB ONE PIECE
Maximum coverage.

CUFF / THUMB ONE PIECE
Maximum coverage.

BREAK ANGLE 590
Closer to thumb break angle.

BREAK ANGLE 590
Closer to thumb break angle.

BREAK ANGLE 590
Closer to thumb break angle.

PALM STIFFNESS GAME-READY FIT + D3O[®] PROTECTION
Easy break-in with upgraded protection.

PALM STIFFNESS GAME-READY FIT + LAYERED CORE
Easy break-in + puck absorption.

PALM STIFFNESS GAME-READY FIT
Easy break-in.

WRIST STRAP QUICK-RELEASE WEBBING STRAP
Easy and secure adjustment.

WRIST STRAP QUICK-RELEASE WEBBING STRAP
Easy and secure adjustment.

WRIST STRAP QUICK-RELEASE WEBBING STRAP
Easy and secure adjustment.

POCKET DOUBLE STRAIGHT TEE
Better puck absorption and tracking.

POCKET DOUBLE STRAIGHT TEE
Better puck absorption and tracking.

POCKET DOUBLE STRAIGHT TEE
Better puck absorption and tracking.

BACKHAND GUARD MOLDED HD FOAM FINGER PADDING
Enhanced flexibility and strong impact protection.

BACKHAND GUARD RAISED-FOAM FINGER PADDING
Great impact protection.

BACKHAND GUARD LOW-DENSITY FINGER PADDING
Impact protection.

INNER PALM LAYERED FELT / D3O[®]
Game-ready flex with excellent impact protection.

INNER PALM LAYERED FELT / FOAM
Game-ready flex.

INNER PALM FELT / FOAM
Game-ready flex.

FINGER STALLS NASH[®]
Comfort and easy release.

FINGER STALLS NASH[®]
Comfort and easy release.

FINGER STALLS NASH[®]
Comfort and easy release.

COLORS WWWW, CUSTOM

COLORS WWWW


COLORS WWWW

BOOKING COLORS N / A

BOOKING COLORS GMA1.9CC: WWBB, CHIC, BBBS


BOOKING COLORS GMA1.5CC: WWBB, CHIC, BBBS


****THESE ARE THE STOCK SPECS.
SR PRO AND INT PRO CAN ALSO BE ORDERED WITH CUSTOM SPECIFICATIONS.

STOCK COLOR  WWWW (SR ONLY)

STOCK COLOR  WWWW

BOOKING COLORS [GMA1.9CC]  WWBB CHIC BBBS

STOCK COLOR  WWWW

BOOKING COLORS [GMA1.5CC]  WWBB CHIC BBBS



[GBAXIS]
AXIS
BLOCKER



SIZES	SR	REGULAR, FULL RIGHT	\$
	INT	REGULAR, FULL RIGHT (CUST.)	\$

TECHNOLOGIES

D3O®
SPEED SKIN

PALM POSITION

CENTERED PALM POSITION
Balanced feel.

PALM

MULTI-LAYERED REINFORCED NASH®
Optimized feel and durability.

SIDE WALL PROTECTION

X-STIFF SIDEWALL WITH CURVED FINGER PROTECTION
High-impact protection.

FINGER PROTECTORS

HD FOAM WRAP + D3O® PROTECTION
Optimal impact protection.

BLOCKING BOARD

HEAT-LAMINATED DUAL-DENSITY FOAM WITH PE
Powerful rebounds and directional control off the blocker face.

CUFF

ADJUSTABLE MOLDED THREE-PIECE CUFF
Full range of motion with increased flexibility.

COLORS

WWWW, CUSTOM

BOOKING COLORS

N / A



[GBA1.9]
AXIS A1.9
BLOCKER



SIZES	SR	REGULAR, FULL RIGHT	\$
	INT	REGULAR, FULL RIGHT	\$

TECHNOLOGIES SPEED SKIN

PALM POSITION

CENTERED PALM POSITION
Balanced feel.

PALM

REINFORCED NASH®
Feel and durability.

SIDE WALL PROTECTION

STIFF SIDEWALL WITH CURVED FINGER PROTECTION
Impact protection.

FINGER PROTECTORS

HIGH-DENSITY FOAM WRAP
Impact protection.

BLOCKING BOARD

LAMINATED DUAL-DENSITY FOAM WITH PE
Increased rebound direction and control off the blocker face.

CUFF

ANATOMICAL & ADJUSTABLE THREE-PIECE CUFF
Freedom of movement.

COLORS

WWWW

BOOKING COLORS

GBA1.9CC: WWBB, CHIC, BBBS



[GBA1.5]
AXIS A1.5
BLOCKER



SIZES	JR	REGULAR, FULL RIGHT	\$
-------	----	---------------------	----

TECHNOLOGIES SPEED SKIN

PALM POSITION

CENTERED PALM POSITION
Balanced feel.

PALM

REINFORCED NASH®
Feel and durability.

SIDE WALL PROTECTION

STIFF SIDEWALL WITH CURVED FINGER PROTECTION
Impact protection.

FINGER PROTECTORS

LOW-DENSITY FOAM WRAP
Impact protection.

BLOCKING BOARD

LAMINATED DUAL-DENSITY FOAM WITH PE
Increased rebound direction and control off the blocker face.

CUFF

ANATOMICAL & ADJUSTABLE THREE-PIECE CUFF
Freedom of movement.

COLORS

WWWW

BOOKING COLORS

GBA1.5CC: WWBB, CHIC, BBBS

****THESE ARE THE STOCK SPECS.

SR PRO AND INT PRO CAN ALSO BE ORDERED WITH CUSTOM SPECIFICATIONS.



BOOKING COLORS [GBA1.9CC]



BOOKING COLORS [GBA1.5CC]





CCM

CCM

CCM

AXIS

AXIS

CCM

CCM

CCM

CCM

[GPRFLX5SP] - CUSTOM ORDERS ONLY

RETRO FLEX PADS

RETRO FLEX BRINGS THE NEWEST INNOVATION TO A CLASSIC LOOK WITH THE HELP OF EFLEX TECHNOLOGY AND A VINTAGE CUSTOM GRAPHIC.

SR \$
INT \$



MINI KNEE ROLLS

FOR FEWER REBOUNDS AND INCREASED CONTROL



RETRO FLEX LOGO





[GMRFLX5SP] - CUSTOM ORDERS ONLY

RETRO FLEX GLOVE

THIS GLOVE IS READY FOR CLASSIC WINDMILL SAVES, NO MATTER WHICH GLOVE ANGLE YOU CHOOSE. THERE'S ALSO A ONE-PIECE THUMB AND CUFF DESIGN FOR ADDED PROTECTION AND AN INJECTION-MOLDED THUMB TO MAINTAIN THE GLOVE'S SHAPE ON REPEATED IMPACT.

SR \$
INT \$



[GBRFLX5SP] - CUSTOM ORDERS ONLY

RETRO FLEX BLOCKER

MODERN TECHNOLOGY WITH A VINTAGE LOOK. THE ADJUSTABLE CUFF GIVES GOALIES INCREASED MOBILITY IN THE WRIST SO YOU CAN PLAY THE PUCK WITH EASE. D30® SMART MATERIAL IN THE INDEX FINGER COMBINED WITH YOUR CHOICE OF STRAIGHT OR CURVED FINGER PROTECTION, PROVIDES YOU WITH ADDED IMPACT PROTECTION WHERE YOU NEED IT THE MOST.

SR \$
INT \$





[GPYFX2]
YTFLEX 2
GOAL PADS

SIZES YT 20", 22", 24", 26" \$



[GMYFX2]
YTFLEX 2
CATCH GLOVE

SIZES YT REGULAR, FULL RIGHT \$

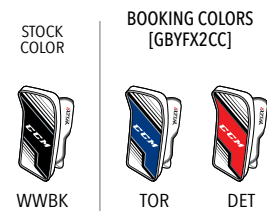




[GBYFX2]
YTFLEX 2
BLOCKER

SIZES YT REGULAR, FULL RIGHT \$

OUTER FLEX	SINGLE BREAK Improved mobility for kids to move in and slide across the crease	CUFF / THUMB	TWO PIECE Great flexibility.	FRONT	PRE-CURVED SHAPE Makes rebound control look easy.
INNER FLEX	PRE-CURVED DOUBLE BREAK CORE Shuts down the 5-hole.	BREAK ANGLE	590 Big glove saves.	PALM POSITION	CENTERED PALM POSITION Balanced feel.
BOOT CHANNEL	SHALLOW SOFT Great fit for easy movements.	PALM STIFFNESS	GAME READY Extremely easy to close.	PALM	NASH® Maximum comfort.
LEG CHANNEL/ CALF STRAP OPTION	TIGHT-FIT VELCRO CALF STRAP Comfortable and easy for parents to adjust.	WRIST STRAP	WEBBING STRAP Quick and easy adjustment.	PALM GUARD	REINFORCED HAND Added durability.
KNEE STRAP SYSTEM	WEBBING SINGLE BELOW KNEE STRAP + SINGLE BOOTSTRAP Simple and effective strap system	POCKET	SINGLE STRAIGHT TEE Big pocket to snag flying pucks.	PALM GUSSET	3D MESH Allows moisture and body heat to escape.
KNEE CRADLE	ADJUSTABLE SOFT FOAM Customized fit for enhanced comfort all game long.	FINGER GUARD	LOW DENSITY FINGER PADDING Make big saves and stay protected.	LOCK THUMB PROTECTOR	MOLDED THUMB Make big saves and stay protected.
CORE	HIGH DENSITY / LOW DENSITY FOAM Perfect combination of performance and feel.	CUFF/THUMB COMPOSITION	INJECTION-MOLDED PE AND PE FOAM Impact absorption where you need it.	FINGER PROTECTORS	LOW DENSITY FOAM WRAP Keep your fingers protected too.
KNEE RAISER	PE FOAM No pucks squeaking under the pads.	INNER PALM	¼" POLYESTER FELT / FOAM Game-ready flex.	BLOCKING BOARD	SINGLE DENSITY FOAM / PLASTIC Deflect rebounds out of harm's way.
COLORS	WWBK	COLORS	WWBK	COLORS	WWBK

BOOKING COLORS	DET, TOR	BOOKING COLORS	DET, TOR	BOOKING COLORS	DET, TOR
-------------------	----------	-------------------	----------	-------------------	----------





[ABYFX2]
YTFLEX 2
 CHEST PROTECTOR

SIZES YT S/M, L/XL \$



[HPGYF2]
YTFLEX 2
 GOALIE PANT

SIZES YT S/M, L/XL \$

STERNUM	PE FOAM Increases protection.	WAIST	PROFILED WAIST Comfort and great fit.
SHOULDER WINGS	SEGMENTED MOLDED PE FOAM Offers great protection and mobility.	LENGTH EXTENSION	N / A
CHEST	PE FOAM BLOCKS Great protection and fit.	THIGH PROTECTION	2-PIECE MOLDED HD / PE FOAM Increases coverage and protection.
BICEP / FOREARM	PE FOAM Protection and mobility.	HIP/GROIN PROTECTION	MOLDED PE FOAM Lightweight impact protection.
ELBOW	INDEPENDENT ADJUSTABLE ELBOW PROTECTOR Customized fit.	SPINE	SEGMENTED FOAM Increased comfort and fit.
SHOULDER CAP	COMPRESSION-MOLDED PE FOAM Optimized protection.	MATERIAL	200D NYLON WITH STRETCH ZONES Increases durability and mobility.
SIZING SPEC	YT S/M: CHEST: 9" ARM: 12"	BELT	N / A
	YT L/XL: CHEST: 11" ARM: 14"	SIZING SPEC	YT S/M: WAIST: 18"- 20" YT L/XL: WAIST: 20"- 22"
		COLOR	BLACK



[AP7000] \$
TOE BRIDGE HD / LACING
 COLOR: WHITE
 PAIR



[AP7001] \$
TOE BRIDGE / LACING
 COLOR: WHITE
 PAIR



[AP7013] \$
**KNEE CRADLE
 WRAP EFLX**
 COLOR: WHITE
 PAIR



[AP7006] \$
SHIN STRAP
 COLOR: WHITE
 PAIR



[AP7010] \$
LEATHER BOOT STRAP KIT
 COLOR: WHITE
 PAIR



[AP7007] \$
**ADJUSTABLE SINGLE
 BUCKLE TAB**
 COLOR: WHITE
 PAIR



[AP7008] \$
**KNEE CRADLE ELASTIC /
 VELCRO**
 COLOR: WHITE
 PAIR



[AP7012] \$
TOE ELASTIC KIT
 COLOR: WHITE
 PAIR



NEW
 [AP7015] \$
**KNEE CRADLE
 WRAP AXIS**
 COLOR: WHITE
 PAIR



SUPER TACKS

AS3 PRO

GOALIE

DEFEND YOUR NET LIKE NOTHING ELSE MATTERS. EQUIPPED WITH A NEW ADPT MEMORY FOAM TONGUE, THIS TOP OF THE LINE GOALIE SKATE WRAPS YOUR FOOT SO YOU CAN CROSS THE CREASE AGAIN AND AGAIN IN TOTAL COMFORT. WE'VE ALSO MADE THIS MUST-HAVE WITH A ONE-PIECE BOOT MONOFRAME, COMBINING FOOT COMFORT WITH SPEED AND UNMATCHED AGILITY.

TECH 001

ONE-PIECE BOOT

THE ONE-PIECE BOOT IS ALL ABOUT PURE PERFORMANCE. WITH THIS TECHNOLOGY, GOALIES GET MORE DIRECT ENERGY TRANSFER AND A CLOSER FIT FOR FASTER FEET TO MOVE INTO THE CREASE.

TECH 002

ADPT MEMORY FOAM TONGUE

OUR LATEST TONGUE INNOVATION MADE WITH MEMORY FOAM THAT MOLDS AND ADAPTS TO YOUR FOOT SHAPE WHILE PROVIDING EXCELLENT PROTECTION AND COMFORT.

TECH 003

ASYMMETRIC FLEX STANCE CONTOUR

A LOWER CUT BOOT COLLAR THAT'S PERFECTLY SHAPED AND MOLDED FOR A DEEP FLEX THAT ALLOWS FOR A FAST BUTTERFLY DROP, QUICK RECOVERY AND SPEED TO THE POWER-PUSH POSITION.





[SKAS3PG]

HEAT MOLDABLE

SUPER TACKS AS3 PRO
GOALIE SKATES

SIZES	SR	7 - 11	D	FULL/HALF	\$
		7 - 9.5	EE	FULL/HALF	\$
	INT-JR	6 - 6.5	D	FULL/HALF	\$

[SK9380G]

HEAT MOLDABLE

SUPER TACKS 9380
GOALIE SKATES



SIZES	SR	7 - 11	D	FULL/HALF	\$
		7 - 10	EE	FULL/HALF	\$
	INT-JR	1 - 6.5	D	FULL/HALF	\$
		5 - 6.5	EE	FULL/HALF	\$

[SK9370G]

HEAT MOLDABLE

SUPER TACKS 9370
GOALIE SKATES

SIZES	SR	7 - 12	D	FULL/HALF	\$
	INT-JR	1 - 6.5	D	FULL/HALF	\$
	YT	13 - 13.5	D	FULL/HALF	\$

QUARTER PACKAGE	ONE-PIECE BOOT The one-piece boot is all about pure performance. With this technology, goalies get more direct energy transfer and a closer fit for faster feet.	QUARTER PACKAGE	METAFRAME TECHNOLOGY Ergonomic boot-shaping system provides a great fit for your foot.	QUARTER PACKAGE	INJECTED TECHNOLOGY WITH SYNTHETIC COMPOSITE Durable boot with structural stiffness.
MATERIAL	RFM COMPOSITE NHL-caliber lightweight composite material.	MATERIAL	RFM COMPOSITE NHL-caliber lightweight composite material.	STIFFNESS PERFORMANCE INDEX	135 Solid core generates good skating performance.
STIFFNESS PERFORMANCE INDEX	195 Super lightweight, stiff and thermo-formable core generates maximized goalie movements.	STIFFNESS PERFORMANCE INDEX	170 Lightweight, stiff and thermo-formable core generates excellent goalie movement ability.	TONGUE	FELT WITH EMBOSSED LACE-BITE PROTECTION 7mm felt with reinforcement layers for increased comfort and protection.
BOOT COLLAR	ASYMMETRIC FLEX STANCE Flex deeper into your stance and recover with lightning speed.	BOOT COLLAR	ASYMMETRIC FLEX STANCE Flex deeper into your stance and recover with lightning speed.	LINER	BRUSHED MICROFIBER Comfortable fit with high resistance to wear.
TONGUE	ADPT MEMORY FOAM WITH MOLDED LACE-BITE PROTECTION Make comfort a priority while maintaining protection.	TONGUE	TRITECH FLEX WITH MOLDED LACE-BITE PROTECTION The forward flex you need as a goalie, with added protection and comfort.	OUTSOLE	CONCAVE REINFORCED INJECTION Stiff design helps provide better energy transfer.
LINER	TOTALDRI High-performance moisture-wicking material keeps feet dry and skates light, with added protection against wear or rubbing.	LINER	TOTALDRI High-performance moisture-wicking material keeps feet dry and skates light, with added protection against wear or rubbing.	FOOTBED	CCM ORTHOLITE® ** Lightweight comfort and support. 
MIDSOLE	LIGHTWEIGHT MIDSOLE For enhanced energy transfer from blade to boot.	OUTSOLE	SR: DUAL INJECTED REINFORCED TPU WITH EXHAUST SYSTEM INT-JR: CONCAVE REINFORCED INJECTION WITH EXHAUST SYSTEM Lightweight, stiff design provides better energy transfer while the exhaust system wicks moisture out of the boot.	HOLDER	SPEEDBLADE XSG CCM quick-release goalie holder with bladelock system.
FOOTBED	MOLDED DUAL DENSITY CCM ORTHOLITE® Lightweight insole that also helps improve energy transfer.	FOOTBED	CCM ORTHOLITE® ** Lightweight comfort and support. 	RUNNER	CCM XSG1 Stainless steel blade with 9% more height than our previous generation.
HOLDER	SPEEDBLADE XSG CCM quick-release goalie holder with bladelock system.	HOLDER	SPEEDBLADE XSG CCM quick-release goalie holder with bladelock system.		
RUNNER	XSG1 BLACK (+2MM) Oxide treatment for a longer edge life and greater resistance to corrosion with 9% more height than previous generation.	RUNNER	SR: XSG1 (+2MM) INT-JR: CCM XSG1 (+2MM) High-performance blade with excellent edge life and 9% more height than our previous generation.		

** CCM Ortholite® insoles are a result of Ortholite's commitment to sustainable technologies that get it closer to the end goal of ZERO waste. The insoles are comprised of 98% re-purposed post-production foam waste material.

STEP®

CREATED FOR / CONÇU POUR



STEP BLADES

STEP BLADES ARE MADE WITH PREMIUM GRADE STEEL, HELPING GOALIES BENEFIT FROM A PHENOMENAL GLIDE AND AN OUTSTANDING EDGE QUALITY. STEP BLADES ARE THE MOST TRUSTED IN HOCKEY.

THE COMBINATION OF THE CCM ONE-PIECE BOOT, CCM XSG HOLDER AND STEP BLADES CREATE THE ULTIMATE CONNECTION BETWEEN YOU AND THE ICE.



NEW
3MM WIDTH [RSTEPBG3]
4MM WIDTH [RSTEPBG4]
STEP STEEL XS HOLDER
 CARBON POLISHED COATING FINISH
 PAIR



NEW
3MM WIDTH [RSTEPG3] \$
STEP STEEL XS HOLDER
 PAIR

BLADE LENGTH

XSG HOLDER	5	5.5	6	6.5	7	7.5	8	8.5	9	9.5	10	10.5	11	11.5	12	12.5
STEP BLACKSTEEL		250				266				282				298		
STEP STEEL		250				266				282				298		



[HSBXSG] \$
SPEEDBLADE XSG HOLDER
 RIGHT / LEFT



[RXSG1P] \$
SPEEDBLADE XSG1 STAINLESS
 STAINLESS
 PAIR



[CWLLCP] \$
ATTACK PROFILE HOLDER
 PAIR



[PLGS] \$
GOALIE PROLITE G
 STAINLESS
 PAIR

SIZE CHART

SPEEDBLADE XSG HOLDER

BOOT	YOUTH	13	13.5	1	1.5	2	2.5	3	3.5	4	4.5	5	5.5	6	6.5	7	7.5	8	8.5	9	9.5	10	10.5	11	11.5	12
		RUNNER SIZE		211		211			234			250			266			282			298					

ATTACK PROFILE HOLDERS & PROLITE GS COWLINGS

TACKS BOOT	YOUTH	13	13.5	1	1.5	2	2.5	3	3.5	4	4.5	5	5.5	6	6.5	7	7.5	8	8.5	9	9.5	10	10.5	11	11.5	12
		HOLDER		1		1	2	3	4	5	6	7	8	9	10	11										

CEM

AS3PRO

CEM

SUPER

EFLEX5 PRO

THE NEW EFLEX5 PRO IS A TOTAL GAME CHANGER. FROM ITS NEW ASYMMETRICAL DESIGN TO ITS IMPROVED DAMPENING, LIGHTWEIGHT AND NEW FLEX PROFILE, YOU WON'T ONLY BE THERE FOR THE BIG SAVES, BUT ALSO FOR QUICK BREAKOUTS.

TECH 001

NEW ASYMMETRICAL DESIGN

THIS NEW COMBINATION OF SIGMATEX AND INNEGRA BRINGS PERFORMANCE TO THE NEXT LEVEL AND PROVIDES A UNIQUE LOOK AND LIGHTWEIGHT FEATURE.

TECH 002

ADJUSTED FLEX PROFILE

THE LOW FLEX PROFILE HAS BEEN IMPROVED TO MATCH THE NEEDS OF TODAY'S GAME. PLAYING THE PUCK WILL BE EASIER THAN EVER WITH AN IMPROVED AND BETTER BALANCED LOW KICK POINT PROFILE.

TECH 003

NEW VIBRATION DAMPENING CONSTRUCTION

VIBRATION DAMPENING AT ITS BEST. THIS NEW CONSTRUCTION COMBINED WITH THE ADDITION OF OUR NEW AEROGRADE FOAM MAKES FOR OUR BEST FEELING GOALIE STICK EVER

TECH 004

LIGHTWEIGHT

INCREASED SPEED. QUICKER MOVEMENTS. THAT'S WHAT A 40G WEIGHT REDUCTION DELIVERS.



[HSE5PP] [HSE5PC] **NEW**

EFLEX5 PRO

STICK

SR \$

| INT \$

| JR \$

OFFERING

HSEF5P

P1 - L
SR: 27" / 26" / 25"
INT: 24"

COLORS
WHITE / RED

HSEF5C

P4 - L/R
SR: 27" / 26" / 25"
INT: 24"
JR: 23"

COLORS
WHITE / BLACK

JR & INT : STEEP SHOULDER SHAPE

PADDLE TECHNOLOGY	NEW VIBRATION DAMPENING CONSTRUCTION WITH AEROGRADE FOAM	New construction that maximizes vibration dampening due to its internal design and addition of high performance aerograde dampening foam.
MATERIAL	INNEGRA FIBER AND SIGMATEX (ASYMMETRICAL DESIGN)	Combination of two strategically placed high performance fibers provides lightweight, strength, feel and a dynamic design.
FLEX PROFILE	NEW LOW FLEX WITH SOFTER SHAFT	This low flex profile has been improved to match the needs of today's game. Playing the puck will be easier than ever with an improved and better balanced kick point.
SHAFT TECHNOLOGY	ROUNDED SHAPE	The rounded shape delivers greater impact resistance and better comfort.
BLADE	PEEL-PLY TECHNOLOGY	Optimized texture reduces weight while increasing control of puck.



[HSE59P] [HSE59C] **NEW**

EFLEX5.9

STICK

SR \$

| INT \$

| JR \$

OFFERING

HSE59P

P1 - L
SR: 27" / 26" / 25"
INT: 24"
JR: 23"/21"

COLORS
WHITE / RED

HSE59C

P4 - L/R
SR: 27" / 26" / 25"
INT: 24"
JR: 23"/21"

COLORS
WHITE / BLACK

PADDLE TECHNOLOGY	ZEROFLOW TECHNOLOGY	Lightweight structure built to dampened vibrations for great puck feel and rebound control.
MATERIAL	CARBON MATRIX TECHNOLOGY	A carbon fiber weave that provides overall stiffness and strength for better durability.
FLEX PROFILE	NEW LOW FLEX WITH SOFTER SHAFT	This low flex profile has been improved to match the needs of today's game. Playing the puck will be easier than ever with an improved and better balanced kick point.
SHAFT TECHNOLOGY	ROUNDED SHAPE	The rounded shape delivers greater impact resistance and better comfort.
BLADE	PEEL-PLY TECHNOLOGY	Optimized texture reduces weight while increasing control of puck.



OFFERING

HSAXPP
P1 - L
SR: 27" / 26" / 25"
INT: 24"
COLORS
WHITE / RED
WHITE / BLACK

HSAXPC
P4 - L/R
SR: 27" / 26" / 25"
INT: 24"
JR: 23"
COLORS
WHITE / RED
WHITE / BLACK

[HSAXPC] [HSAXPP]
AXIS PRO
STICK

SR \$ | INT \$ | JR \$

CONSTRUCTION	COMPOSITE STRUCTURE WITH ZEROFLUX TECHNOLOGY	Super lightweight structure built to dampen vibrations for uncompromised puck feel and rebound control.
SHAFT TECHNOLOGY	NEW NANOLITE CARBON LAYERING	Nanolite carbon layering technology combined with SigmateX® Spread Tow creates a stick that's both incredibly light and incredibly strong.
MATERIAL	SILVER SPREAD TOW ON SHAFT PADDLE AND BLADE	Developed by a world leader in aerospace technology specifically for CCM, this high-performance spread tow fabric features an innovative weaving process that makes this stick light, strong and durable.
BLADE	PEEL-PLY TECHNOLOGY	Optimized texture reduces weight while increasing control of puck.



OFFERING

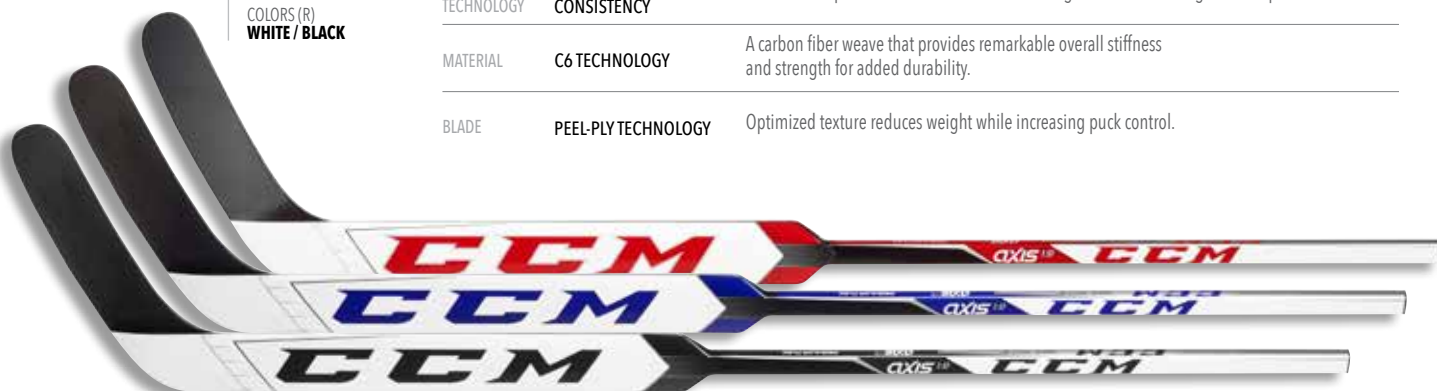
HSA19P
P1 - L
SR: 27" / 26" / 25"
INT: 24"
COLORS
WHITE / RED
WHITE / BLUE
WHITE / BLACK

HSA19C
P4 - L/R
SR: 27" / 26" / 25"
INT: 24"
JR: 23" / 21" (WHT/BLK ONLY)
COLORS (L)
WHITE / RED
WHITE / BLUE
WHITE / BLACK
COLORS (R)
WHITE / BLACK

[HSA19C] [HSA19P]
AXIS 1.9
STICK

SR \$ | INT \$ | JR \$

CONSTRUCTION	COMPOSITE STRUCTURE WITH ZEROFLUX TECHNOLOGY	Lightweight structure built to dampen vibrations for uncompromised puck feel and rebound control.
SHAFT TECHNOLOGY	BETTER COMPACTION CONSISTENCY	Rounded shape and reinforced construction for greater corner strength and impact resistance.
MATERIAL	C6 TECHNOLOGY	A carbon fiber weave that provides remarkable overall stiffness and strength for added durability.
BLADE	PEEL-PLY TECHNOLOGY	Optimized texture reduces weight while increasing puck control.



OFFERING

HSA15P
P1 - L
SR: 27" / 26" / 25"
INT: 24"
COLORS
WHITE / WHITE
WHITE / RED
WHITE / GREY

HSA15C
P4 - L/R
SR: 27" / 26" / 25"
INT: 24"
JR: 23" / 21"
COLORS (L)
BLACK / WHITE
BLACK / RED
BLACK / GREY
COLORS (R)
BLACK / WHITE

[HSA15C] [HSA15P]
AXIS 1.5
STICK

SR \$ | INT \$ | JR \$

CONSTRUCTION	COMPOSITE STRUCTURE WITH ZEROFLUX TECHNOLOGY	Lightweight structure built to dull vibrations for uncompromised puck feel and rebound control.
SHAFT TECHNOLOGY	BETTER COMPACTION CONSISTENCY	Rounded shape and reinforced construction for greater corner strength and impact resistance.
BLADE	PEEL-PLY TECHNOLOGY	Optimized texture reduces weight while increasing puck control.



JR - DESIGN AND COLORS


GOALIE CURVE CHART



P1 (142-3)

POSITION HEEL
SIZE MEDIUM
OPENESS VERY OPENED

BENEFITS FOR GOALIES WHO LIKE TO CLEAR THE ZONE IN THE AIR AND/OR OFF THE GLASS



P4 (182-2)

POSITION HEEL
SIZE BIG
OPENESS SLIGHTLY OPENED

BENEFITS DEEP CURVE TO HELP MOVE THE PUCK UP QUICKLY

CUSTOMIZER

PLEASE VISIT FOR MORE INFORMATION: CCMHOCKEY.COM/EN/PRODUCT/GOALIE/CUSTOMIZER
 PLEASE ASK YOUR REP TO BOOK CUSTOM STICKS (BOOKING CUSTOMIZER)

COMPOSITE

NEW
HSE5PSP

1 - EFLEX5



2 - AXIS

AXIS PRO: HSAXPSP



AXIS TEAM: HSAXSP

EFLEX5 CHEST PROTECTOR

REACT, FLEX, SHIFT, SQUARE UP, MAKE THE SAVE. REPEAT. YOU NEED A CHEST PROTECTOR THAT MOVES AS FAST AS YOU DO. WITH A DESIGN CENTERED AROUND GIVING YOU THE BEST COMBINATION OF MOBILITY AND PROTECTION, THE NEW EFLEX5 CHEST PROTECTOR IS BUILT TO KEEP YOU FEARLESSLY MOVING TO MAKE EVERY SAVE.



TECH 001

VENTILATED DUAL-LAYER RIB PROTECTION

WHETHER YOU'RE MORE VH OR RVH, YOU'RE SPENDING A LOT OF TIME ALONG THE POST. NOT ONLY DOES THE EFLEX5 GIVE YOU EXTENDED RIB COVERAGE, IT'S ALSO DUAL-LAYERED FOR ADDED IMPACT PROTECTION. NOTHING IS GETTING PAST YOU.

TECH 002

MAX FLEX FIT

FROM THE SHOULDERS TO CHEST TO ELBOWS AND TO EVERYWHERE IN BETWEEN, THE EFLEX5 CHEST PROTECTOR IS BUILT WITH MAXIMUM MOBILITY IN MIND.

TECH 003

D30® SMART MATERIAL

FEATURED IN THE STERNUM, YOU CAN SQUARE UP TO EVERY SHOOTER WITH CONFIDENCE.

D30®



BOOKING COLORS
[ABEFX5CC]

[ABEFX5] [ABEFX5CC] **NEW**
EFLEX5
CHEST PROTECTOR

SIZES SR S, M, L, XL \$

[ABE5.9] **NEW**
EFLEX5 E5.9
CHEST PROTECTOR

SIZES SR S, M, L, XL \$
INT S, M, L \$

[ABE5.5] **NEW**
EFLEX5 E5.5
CHEST PROTECTOR

SIZES JR S/M, L/XL \$
YT OSFA \$

FIT	MAX FLEX FIT Built for ultimate mobility.	FIT	MAX FLEX FIT Built for ultimate mobility.	FIT	MAX FLEX FIT Built for ultimate mobility.					
STERNUM	MOLDED D30 FOAM Maximized impact protection.	STERNUM	MOLDED HD FOAM Great impact protection.	STERNUM	PE FOAM Impact protection.					
SHOULDER WINGS	QUICK-RELEASE VELCRO ADJUSTMENT WITH FLEX MOTION DESIGN Easy customized fit that moves with you.	SHOULDER WINGS	QUICK-RELEASE VELCRO ADJUSTMENT WITH FLEX MOTION DESIGN Easy customized fit that moves with you.	SHOULDER WINGS	QUICK-RELEASE VELCRO ADJUSTMENT WITH FLEX MOTION DESIGN Easy customized fit that moves with you.					
ELBOW	INDEPENDENTLY ADJUSTABLE ELBOW WITH COMFORT FIT CAP Improved fit and mobility.	ELBOW	INDEPENDENTLY ADJUSTABLE ELBOW PROTECTOR WITH COMFORT FIT CAP Improved fit and mobility.	ELBOW	INDEPENDENTLY ADJUSTABLE ELBOW PROTECTOR WITH COMFORT FIT CAP Improved fit and mobility.					
RIBS	DUAL-LAYER VENTILATED RIB PROTECTION Extended coverage with breathable removable inner layer.	RIBS	DUAL-LAYER RIB PROTECTION Extended coverage with removable inner layer.	RIBS	EXTENDED RIB PROTECTION Added coverage.					
CHEST	MULTI-SEGMENTED HD/LD FOAM Optimized protection that you can move around in.	CHEST	MULTI-SEGMENTED HD/LD FOAM Optimized protection you can move around in.	CHEST	MULTI-SEGMENTED PE FOAM Protection that you can move around in.					
BICEP/FOREARM	COMPRESSION-MOLDED HD ZOTE FOAM Superior protection and mobility.	BICEP/FOREARM	COMPRESSION-MOLDED HD FOAM Superior protection and mobility.	BICEP/FOREARM	PE FOAM Protection and mobility.					
SHOULDER CAP	COMPRESSION-MOLDED HD FOAM Optimized protection.	SHOULDER CAP	COMPRESSION-MOLDED HD FOAM Optimized protection.	SHOULDER CAP	COMPRESSION-MOLDED PE FOAM Optimized protection.					
BACK/SPINE	VENTILATED AND SEGMENTED COVERAGE Breathable and mobile.	BACK/SPINE	SEGMENTED COVERAGE Mobile design.	BACK/SPINE	SEGMENTED COVERAGE Mobile design.					
SIZING SPEC	SMALL: CHEST: 18" ARM: 18"	MEDIUM: CHEST 19" ARM: 19"	SIZING SPEC	SR	SMALL: CHEST: 18" ARM: 18"	MEDIUM: CHEST 19" ARM: 19"	SIZING SPEC	JR	S/M: CHEST: 15" ARM: 15"	L/XL: CHEST 16" ARM: 16"
	LARGE: CHEST 20" ARM: 20"	XLARGE: CHEST 21" ARM: 21"		LARGE: CHEST 20" ARM: 20"	XLARGE: CHEST 21" ARM: 21"	INT		SMALL: CHEST: 16" ARM: 17"	MEDIUM: CHEST 17" ARM: 17"	YT
					LARGE: CHEST 18" ARM: 18"					



[ABAXIS]
AXIS
CHEST PROTECTOR

SIZES SR S, M, L, XL \$

[ABA1.9]
AXIS A1.9
CHEST PROTECTOR

SIZES SR S, M, L, XL \$
INT S, M, L \$

[ABA1.5]
AXIS A1.5
CHEST PROTECTOR

SIZES JR S/M, L/XL \$

STERNUM	MOLDED D30 FOAM Maximized impact protection.	STERNUM	MOLDED HD FOAM Impact protection.	STERNUM	HD FOAM Impact protection.
SHOULDER WINGS	FULLY SEGMENTED SQUARE CONTOUR WITH VELCRO ADJUSTMENT Customized fit.	SHOULDER WINGS	FULLY SEGMENTED SQUARE CONTOUR WITH VELCRO ADJUSTMENT Customized fit.	SHOULDER WINGS	FULLY SEGMENTED SQUARE CONTOUR WITH VELCRO ADJUSTMENT Customized fit.
CHEST	MULTI-SEGMENTED HD/LD FOAMS Optimized mobile protection.	CHEST	MULTI-SEGMENTED PE FOAM Flexible protection.	CHEST	MULTI-SEGMENTED PE FOAM Flexible protection.
RIBS	MULTI-SEGMENTED MOLDED RIB PROTECTION WITH D30® FOAM Upgraded protection and mobility.	RIBS	MULTI-SEGMENTED RIB PROTECTION WITH HD FOAM Protection and mobility.	RIBS	MULTI-SEGMENTED RIB PROTECTION WITH HD FOAM Protection and mobility.
BICEP / FOREARM	SQUARE DESIGN WITH MOLDED HD FOAM Maximized coverage with superior protection.	BICEP / FOREARM	SQUARE DESIGN WITH MOLDED HD FOAM Maximized coverage with superior protection.	BICEP / FOREARM	SQUARE DESIGN WITH MOLDED FOAM Great coverage and protection.
ELBOW	INDEPENDENT ADJUSTABLE ELBOW PROTECTOR Customized fit.	ELBOW	INDEPENDENT ADJUSTABLE ELBOW PROTECTOR Customized fit.	ELBOW	INDEPENDENT ADJUSTABLE ELBOW PROTECTOR Customized fit.
SHOULDER CAP	MOLDED HD FOAM WITH SQUARE CONTOUR Optimized protection.	SHOULDER CAP	MOLDED HD FOAM WITH SQUARE CONTOUR Optimized protection.	SHOULDER CAP	MOLDED HD FOAM WITH SQUARE CONTOUR Optimized protection.

SIZING SPEC	SMALL: CHEST: 18" ARM: 18"	MEDIUM: CHEST 19" ARM: 19"	SIZING SPEC	SR	SMALL: CHEST: 18" ARM: 18"	MEDIUM: CHEST 19" ARM: 19"	SIZING SPEC	S/M: CHEST: 15" ARM: 15"	L/XL: CHEST 16" ARM: 16"
	LARGE: CHEST 20" ARM: 20"	XLARGE: CHEST 21" ARM: 21"		LARGE: CHEST 20" ARM: 20"	XLARGE: CHEST 21" ARM: 21"				
			INT	SMALL: CHEST: 16" ARM: 17"	MEDIUM: CHEST 17" ARM: 17"				
				LARGE: CHEST 18" ARM: 18"					



CCM

D30

CCM PRO PANTS

WE TOOK THE FIT YOU LOVE AND MADE IT EVEN BETTER. THE CCM PRO PANT FEATURES THE BEST OF BOTH WORLDS - ADDED STRETCH ZONES TO ALLOW YOU TO MOVE FREELY ACROSS THE CREASE AND STRATEGIC PROTECTION FOR SHOTS FROM EVERY ANGLE.

TECH 001

MAX FLEX FIT

YOU'VE MASTERED YOUR FLEXIBILITY, SO HAVE WE. WITH MAX FLEX FIT AND INCREASED STRETCH PANELS, THE EFLEX5 GOAL PANT IS READY TO FLEX, STRETCH AND MOVE AS MUCH AS YOU WANT IT TO.

TECH 002

FIT+ INNER BELT

YOU DIAL IN YOUR GAME; WE'LL DIAL IN YOUR FIT. WITH INCREASED PADDING AND AN ERGONOMIC DESIGN, THE FIT+ INNER BELT ADJUSTS TO SIT EXACTLY HOW YOU WANT IT.

TECH 003

D30® SMART MATERIAL

FEATURED IN THE UPPER THIGH AREAS, YOU'VE GOT OPTIMAL IMPACT PROTECTION SHOT AFTER SHOT.





[HPGPRO] **NEW**
CCM PRO
GOALIE PANT

SIZES SR S, M, L, XL \$



[HPG1.9] **NEW**
CCM 1.9
GOALIE PANT

SIZES SR S, M, L, XL \$
INT S, M, L \$



[HPG1.5] **NEW**
CCM 1.5
GOALIE PANT

SIZES JR S, M, L \$
YT OSFA \$

FIT	MAX FLEX FIT Built for maximum mobility while maintaining coverage. Easy to tuck.	FIT	MAX FLEX FIT Built for maximum mobility while maintaining coverage. Easy to tuck.	FIT	MAX FLEX FIT Built for maximum mobility while maintaining coverage. Easy to tuck.
LENGTH EXTENSION	HIDDEN ZIPPER WITH 1" LENGTH EXTENDER	LENGTH EXTENSION	SR: N/A INT: HIDDEN ZIPPER WITH 1" LENGTH EXTENDER	LENGTH EXTENSION	JR: HIDDEN ZIPPER WITH 1" LENGTH EXTENDER YT: N/A
BELT	FIT+ INNER BELT SYSTEM	BELT	FIT+ INNER BELT SYSTEM	BELT	FIT+ INNER BELT SYSTEM
HIP / GROIN PROTECTION	FLEXMOTION DESIGN WITH SEGMENTED D30® FOAM	HIP / GROIN PROTECTION	FLEXMOTION DESIGN WITH SEGMENTED PE FOAM	HIP / GROIN PROTECTION	FLEXMOTION DESIGN WITH SEGMENTED PE FOAM
WAIST	CONTOURED FIT WITH MOLDED HD/LD FOAM	WAIST	CONTOURED FIT WITH MOLDED PE FOAM	WAIST	CONTOURED FIT WITH MOLDED PE FOAM
THIGH PROTECTION	MOLDED HD FOAM WITH LIGHTWEIGHT EPE FOAM	THIGH PROTECTION	MOLDED PLASTIC WITH PE FOAM	THIGH PROTECTION	MOLDED PLASTIC WITH PE FOAM
SPINE	MOLDED EVA FOAM AND SEGMENTED CONSTRUCTION	SPINE	MOLDED EVA FOAM AND SEGMENTED CONSTRUCTION	SPINE	PE FOAM
MATERIAL	420D HIGH-ABRASION NYLON WITH STRETCH ZONES	MATERIAL	400D NYLON WITH STRETCH ZONES	MATERIAL	400D NYLON WITH STRETCH ZONES
COLORS	BLACK, NAVY, RED	COLORS	BLACK, NAVY	COLORS	BLACK, NAVY (JR ONLY)
SIZING SPEC	SMALL: WAIST: 28" - 32" LARGE: WAIST: 34" - 38"	SIZING SPEC	SR SMALL: WAIST: 28" - 32" LARGE: WAIST: 34" - 38"	SIZING SPEC	SMALL: WAIST: 22" - 24" LARGE: WAIST: 24" - 27"
			MEDIUM: WAIST: 32" - 36" XLARGE: WAIST: 38" - 42"		MEDIUM: WAIST: 23" - 25"
			INT SMALL: WAIST: 27" - 29" MEDIUM: WAIST: 28" - 30" LARGE: WAIST: 29" - 31"		

AXIS GOALIE MASK

FACE EVERY PLAYER HEAD-ON WITH A MASK THAT IS AS READY AS YOU ARE. BUILT TO HELP ABSORB MULTIPLE TYPES OF IMPACT, THE COMPLETELY REDESIGNED AXIS GOALIE MASK DELIVERS PREMIUM COMFORT AND FIT. PRO-INSPIRED, AXIS IS BUILT TO PROTECT.



TECH 001

FLUID INSIDE™

HELPS MANAGE ALL TYPES OF IMPACTS.



TECH 002

SIGMATEX® SHELL

LIGHTWEIGHT STRENGTH AND RESISTANCE.



TECH 003

D3O® SMART MATERIAL

SMART MATERIAL THAT DISSIPATES IMPACT ENERGY IN KEY AREAS.





WHITE



[GFAxis]
AXIS
GOALIE MASK

SIZING SPECS		HAT SIZE	
SMALL:	20 7/8 - 22 1/2 / 53 - 57 CM	SMALL:	6 5/8 - 7 1/8 \$
MEDIUM:	21 5/8 - 23 1/4 / 55 - 59 CM	MEDIUM:	6 7/8 - 7 3/8 \$
LARGE:	22 1/2 - 24 / 57 - 61 CM	LARGE:	7 1/8 - 7 5/8 \$
X-LARGE:	23 1/4 - 24 3/4 / 59 - 63 CM	X-LARGE:	7 3/8 - 7 7/8 \$

TECHNOLOGIES SIGMATEX® / D3O® / FLUID INSIDE / I.Q.SHION GEL

SHELL	PRO CARBON FIBER WITH SIGMATEX®	Built for lightweight strength and resilience in all impact areas.
	FLUID INSIDE POD MATRIX	Designed for an elite level of protection to help distribute impact energy from all types of impacts
LINER	D3O® SMART MATERIAL	Rate Sensitive Smart Material that helps distribute impact energy in key areas.
	I.Q.SHION GEL	A memory gel-like comfort fit, while not sticking to hair and skin for an optimal feel.
CAGE COMPOSITION	STAINLESS STEEL WITH BUMPER PAINT PROTECTION	High impact protection with a rubber bumper to limit contact with paint upon impact.
CAGE	**STRAIGHT FLAT BAR	Provides maximum visibility. <small>Also available in Non-Certified Cat-Eye* Replacement Cage: Certified Cat-Eye</small>
CHIN CUP	TRIPLE DENSITY FOAM WITH D3O®	Impact absorption and comfort.
SWEATBAND	MESH CONSTRUCTION	With additional Terry Cloth Fabric option included.
CERTIFICATIONS	CSA, HECC, CE	
COLORS	WHITE BLACK *BOOKING ONLY	

BLACK



Non-certified Cat-Eye*



Certified Cat-Eye*



WHITE



[GFA1.9]
AXIS A1.9
GOALIE MASK

SIZING SPECS		HAT SIZE	
X-SMALL:	20 - 21 5/8 / 51 - 55 CM	X-SMALL:	6 3/8 - 6 7/8 \$
SMALL:	20 7/8 - 22 1/2 / 53 - 58 CM	SMALL:	6 5/8 - 7 1/4 \$
MEDIUM:	21 5/8 - 23 1/4 / 55 - 59 CM	MEDIUM:	6 7/8 - 7 3/8 \$
LARGE:	22 1/2 - 24 / 57 - 61 CM	LARGE:	7 1/8 - 7 5/8 \$

TECHNOLOGIES D3O® / I.Q.SHION

SHELL	FIBERGLASS WITH CARBON FIBER REINFORCEMENTS	Added impact protection in the chin and forehead for additional strength.
	D3O® SMART MATERIAL	Rate Sensitive Smart Material that helps distribute impact energy in key areas.
LINER	I.Q.SHION GEL	Memory foam comfort liner with smooth contour edge.
	CAGE COMPOSITION	STAINLESS STEEL
CAGE	**STRAIGHT FLAT BAR	Provides maximum visibility. <small>Also available in Non-Certified Cat-Eye* Replacement Cage: Certified Cat-Eye</small>
CHIN CUP	TRIPLE DENSITY FOAM WITH D3O®	Impact absorption and comfort.
SWEATBAND	MESH CONSTRUCTION	
CERTIFICATIONS	CSA, HECC, CE	
COLORS	WHITE BLACK *BOOKING ONLY	

BLACK



Non-certified Cat-Eye*



Certified Cat-Eye*

** Products carrying a Non-Certified designation do not meet the certification requirements of CSA and HECC. Not for sale in Canada.



WHITE



BLACK



WHITE / ROYAL



WHITE / RED



WHITE / BLACK

[GFA1.5]
AXIS A1.5
GOALIE MASK

SIZING SPECS

YT:	19 1/4 - 22 7/8 / 49 - 54 CM
JR:	20 7/8 - 22 7/8 / 53 - 58 CM
SR:	22 - 23 5/8 / 56 - 60 CM

HAT SIZE

YT:	6 1/8 - 6 3/4	\$
JR:	6 5/8 - 7 1/4	\$
SR:	7 - 7 1/2	\$

SHELL	POLYCARBONATE	Shaped for puck deflection in key impact zones.
LINER	MULTI-LAYERED VN FOAM	Built for protection and comfort.
CAGE COMPOSITION	CARBON STEEL	Impact protection.
CAGE	**STRAIGHT ROUND BAR	Provides maximum visibility. <small>Replacement Cage: SR & JR only - Certified Cat-Eye</small>
CHIN CUP	ADJUSTABLE FOAM CHIN CUP	Designed for comfort.
SWEATBAND	TERRY CLOTH FABRIC	
CERTIFICATIONS	CSA, HECC, CE	
COLORS	WHITE, BLACK	
GRAPHIC	BOOKING ONLY [GFA1.5DEC] WHITE / BLACK, WHITE / ROYAL, WHITE / RED	






[GFMSTLSTR] \$
PRO STRAIGHT
GOALIE CAGE

SIZES	SR	S, M/L, XL
SMALL GFAXIS S GFA1.9 XS AND S GFA1.5 JR		M/L GFAXIS M AND L GFA1.9 M AND L GFA1.5 SR
		XL GFAXIS XL

CONSTRUCTION STAINLESS STEEL WITH BUMPER PAINT PROTECTION

CAGE STRAIGHT BAR DESIGN

COLORS WHITE, CHROME



NON-CERTIFIED
[GFMSTLNCCE] \$
PRO CAT-EYE
GOALIE CAGE

SIZES	SR	S, M/L, XL
SMALL GFAXIS S GFA1.9 XS AND S GFA1.5 JR		M/L GFAXIS M AND L GFA1.9 M AND L GFA1.5 SR
		XL GFAXIS XL

CONSTRUCTION STAINLESS STEEL WITH BUMPER PAINT PROTECTION

CAGE *NON-CERTIFIED CAT-EYE

COLORS WHITE, CHROME



CERTIFIED
[GFMSTLCCE] \$
PRO CAT-EYE
GOALIE CAGE

SIZES	SR	S, M/L, XL
SMALL GFAXIS SMALL GFA1.9 SMALL GFA1.5 JR		M/L GFAXIS M AND L GFA1.9 M AND L GFA1.5 SR
		XL GFAXIS XL

CONSTRUCTION STAINLESS STEEL WITH BUMPER PAINT PROTECTION

CAGE CERTIFIED CAT-EYE

COLORS WHITE, CHROME



[GFMCARSTR] \$
YOUTH STRAIGHT
GOALIE CAGE

SIZES	SR	OSFA
YOUTH GFA1.5 YT		

CONSTRUCTION CARBON STEEL

CAGE STRAIGHT BAR

COLORS CHROME



SNAP & ELASTIC BAND
ADJUSTABLE GOALIE MASK SNAP WITH ELASTIC BAND FOR ALL CCM GOALIE MASK MODELS.



STRAPS
ADJUSTABLE GOALIE MASK STRAP FOR ALL CCM GOALIE MASK MODELS.

[ACMKIT] \$
ACCESSORY KIT BEIGE BLACK
[ACMKITBGE] [ACMKITBLK]
INCLUDES STRAPS AND SNAPS FOR GOALIE MASK



[ACSWBAND] \$
GOALIE SWEATBAND

SIZES THICK
PACKS 2 UNITS/KIT

FAST-DRYING MESH CONSTRUCTION GOALIE MASK SWEATBANDS FOR ALL CCM GOALIE MASK MODELS.



[TGCCM] \$
GOALIE LEXAN THROAT GUARD

SIZES SR OSFA

PRO DESIGN LEXAN THROAT GUARD IMPROVES FREEDOM OF MOVEMENT. CLEAR MATERIAL WITH ANTI-FOG ALLOWS GREATER VISIBILITY.



[ACCHINCUP] \$
CHIN CUP

SIZES SR OSFA

ADJUSTABLE CHIN CUP FOR ALL CCM GOALIE MASK MODELS.

* PRODUCTS CARRYING A NON-CERTIFIED DESIGNATION DO NOT MEET THE CERTIFICATION REQUIREMENTS OF CSA AND HECC. NOT FOR SALE IN CANADA.



BLACK

[EBGPROWH]

PRO WHEELED GOALIE BAG

SIZES 44" L X 24" H X 24" W \$
(VOLUME: 25,344 INCH³)
40" L X 20" H X 20" W \$
(VOLUME: 16,800 INCH³)

MATERIALS 1680D polyester with heavy-duty tarpaulin.
WHEELS 3 all-terrain wheels.
COMPARTMENTS U-shape opening.
HANDLES Multiple reinforced grab handles.
ACCESSORIES Small side pocket inside / Player ID pocket.
COLORS Black



RED



NAVY



BLACK

[EBGPROCORE]

PRO CORE GOALIE BAG

SIZES 42" L X 20" H X 20" W \$
(VOLUME: 16,800 INCH³)

MATERIALS Pro-quality 600D polyester construction.
COMPARTMENTS 2 large accessory pockets inside.
EXTERIOR One removable side panel so you can proudly display your team logo.
HANDLES Reinforced webbed carrying handles at each end.
ACCESSORIES Player ID pocket.
COLORS Black, Navy, Red



BLACK



NAVY

[EBPROGOAL]

PRO CARRY GOALIE BAG

SIZES 42" L X 20" H X 20" W \$
(VOLUME: 16,800 INCH³)

MATERIALS Heavy-duty water-resistant tarpaulin.
EXTERIOR Both side panels left blank to display team logos
HANDLES Reinforced webbed carry handles on sides and ends
ACCESSORIES Zippered mesh accessory pocket inside. / Player ID pocket.
COLORS Black / White, Navy / White



[GJPRO]

GOALIE JOCK PRO

SIZES SR 30" - 38" \$

FEATURES Molded double cup protection
Soft comfort padding
Foam protection around the waist
Adjustable waist



[GJ1.9]

GOALIE JOCK 1.9

SIZES SR 30" - 38" \$
INT 26" - 30" \$
JR 22" - 26" \$

FEATURES Molded single cup protection
Soft comfort padding
Foam protection around the waist
Adjustable waist



[GJILLPRO]

GOALIE JILL PRO

SIZES WOMEN 28" - 34" \$
GIRLS 22" - 26" \$

FEATURES Molded pelvic protection
Soft comfort padding
Foam protection around the waist
Adjustable waist



[TCGPRO]
BNQ SHIRT STYLE
 THROAT COLLAR

SIZES	SR	L/XL - 34CM - 43CM	\$
	JR	S/M - 26CM - 35CM	\$

FEATURES
 Mesh shirt made with ballistic nylon for maximum durability and abrasion resistance.
 Soft, comfortable neck coverage
 Maximum sternum and clavicle protection
 CE and BNQ certified



[TCG900]
BNQ
 THROAT COLLAR

SIZES	SR	M/L/XL - 30CM - 43CM	\$
	JR	S/M - 26CM - 35CM	\$

FEATURES
 SEGMENTED protection
 Soft, comfortable neck coverage
 CE and BNQ certified



[KPPROII]
PRO GOALIE
 KNEE PROTECTOR

SIZES	SR	\$

FEATURES
 Injection molded knee protection
 Articulating hinge thigh and knee design
 Elastic grip prevents slipping
 Fits with KPBELT



[KP1.9]
KP1.9
 KNEE PROTECTOR

SIZES	SR	\$
	INT	\$

FEATURES
 Round PE molded knee protection
 Deep knee support
 Elastic grip to prevent slipping
 Fits with KPBELT



[KP1.5]
KP1.5
 KNEE PROTECTOR

SIZES	SR	\$
	INT	\$
	YT	\$

FEATURES
 Square foam knee protection
 Deep knee support
 Elastic grip to prevent slipping
 Fits with KPBELT



[KPBELT]
GOALIE KNEE PROTECTOR WAISTBAND

SIZES	SR	WAIST: 32" - 42"	\$
	INT	WAIST: 28" - 32"	\$
	JR	WAIST: 22" - 28"	\$

FEATURES
 2.5 heavy-duty stretch with adjustable Velcro waistband
 Extra durable 1.25" thigh straps with adjustable buckles



[GPEFX5]
EFLEX5
GOAL PADS



[GPE5.9]
EFLEX E5.9
GOAL PADS



[GPE5.5]
EFLEX E5.5
GOAL PADS



[GPYFX2]
YTFLEX 2
GOAL PADS

KEY FEATURES

DUAL1TECORE TECHNOLOGY
Flexible feel with improved butterfly seal.

CONTROL REBOUND TECHNOLOGY
Keep pucks in tight with more predictable rebounds.

MOLDED PRO CORE
Lightweight core with optimal structural stability.



[GPAXIS]
AXIS
GOAL PADS

KEY FEATURES

DUAL1TECORE TECHNOLOGY
Flexible feel with improved butterfly seal.

CONTROL KNEE ROLLS
Greater rebound predictability and control.

SPEEDSKIN + HD INNER EDGE
Built for quick cross-crease movements.



[GPA1.9]
AXIS A1.9
GOAL PADS

KEY FEATURES

QUICK MOTION STRAPPING SYSTEM
Flexible feel with improved butterfly seal.

CONTROL KNEE ROLLS
Greater rebound predictability and control.

SPEEDSKIN
Lightweight and improves slidability.



[GPA1.5]
AXIS A1.5
GOAL PADS

KEY FEATURES

FLEXIBLE CONSTRUCTION
Easy to move around in and drop into the butterfly.

VELCRO STRAPPING
Quick and easy fit adjustment.

PARENT-FRIENDLY DESIGN
Indicators on the pads to assist with proper fit.

KEY FEATURES

L1TECORE TECHNOLOGY
Extremely lightweight with a stiff feel throughout.

MAX REBOUND + TECHNOLOGY
Extremely powerful rebounds.

MOLDED PRO CORE
Lightweight core with optimal structural stability.

KEY FEATURES

L1TECORE TECHNOLOGY
Extremely lightweight with a stiff feel throughout.

HD FLAT-FACED DESIGN
Provides stability and more powerful rebounds.

SPEEDSKIN + HD INNER EDGE
Built for quick cross-crease movements.

KEY FEATURES

L1TECORE TECHNOLOGY
Lightweight with a stiffer face.

QUICK MOTION STRAPPING SYSTEM
Flexible feel with improved butterfly seal.

SPEEDSKIN
Lightweight and improves slidability.



[GMEFX5]
EFLEX5
CATCHER



[GME5.9]
EFLEX E5.9
CATCHER



[GME5.5]
EFLEX E5.5
CATCHER



[GPYFX2]
YTFLEX 2
CATCHER

KEY FEATURES

FLEX MOTION DESIGN
Articulating cuff and segmented molded backhand for maximum flexibility.

600 BREAK ANGLE
Middle of hand closure.

D30 PALM
Maximum impact protection.



[GMAXIS]
AXIS
CATCHER

KEY FEATURES

FLEX MOTION DESIGN
Articulating cuff and segmented HD backhand for added flexibility.

600 BREAK ANGLE
Middle of hand closure.

LAYERED PALM
Palm protection on harder shots.



[GMA1.9]
AXIS A1.9
CATCHER

KEY FEATURES

FLEX MOTION DESIGN
Flexible protection and easy to close.

600 BREAK ANGLE
Middle of hand closure.

QUICK RELEASE STRAP
Easy fit adjustment.



[GMA1.5]
AXIS A1.5
CATCHER

KEY FEATURES

GAME-READY FEEL
Easy to close.

TWO-PIECE CUFF
Greater flexibility.

QUICK RELEASE STRAP
Easy fit adjustment.

KEY FEATURES

MOLDED HD BACKHAND
Enhanced impact protection and segmented for mobility.

590 BREAK ANGLE
Fingers to thumb closure.

D30 PALM
Maximum impact protection.

KEY FEATURES

HD BACKHAND
Impact protection with flexibility.

590 BREAK ANGLE
Fingers to thumb closure.

LAYERED PALM
Palm protection on harder shots.

KEY FEATURES

RAISED BACKHAND
Impact protection.

590 BREAK ANGLE
Fingers to thumb closure.

QUICK RELEASE STRAP
Easy fit adjustment.



[GBEFX5]
EFLEX5
BLOCKER



[GBE5.9]
EFLEX E5.9
BLOCKER



[GBE5.5]
EFLEX E5.5
BLOCKER



[GBYFX2]
YTFLEX 2
BLOCKER

KEY FEATURES

FLEX MOTION CUFF Adjustable cuff with maximum range of motion.

X-STIFF STRAIGHT SIDEWALL
Great feel and mobility when holding the stick with maximum impact protection.

D30 FINGER PROTECTION
Optimal impact protection.



[GBAXIS]
AXIS
BLOCKER

KEY FEATURES

FLEX MOTION CUFF Adjustable cuff with maximum range of motion.

STIFF STRAIGHT SIDEWALL
Great feel and mobility when holding the stick with added impact protection.

REINFORCED PALM
Increased durability.



[GBA1.9]
AXIS A1.9
BLOCKER

KEY FEATURES

FLEX MOTION CUFF Adjustable cuff with maximum range of motion.

STRAIGHT SIDEWALL
Great feel and mobility when holding the stick.

QUICK RELEASE STRAP
Easy to fine-tune and adjust the fit.



[GBA1.5]
AXIS A1.5
BLOCKER

KEY FEATURES

MOBILE FINGER PROTECTION
Easier to hold onto a goalie stick.

PRE-CURVED DESIGN
Greater rebound control.

MOLDED THUMB
Added impact protection.

KEY FEATURES

MOLDED THREE-PIECE CUFF
Added protection with flexible range of motion.

X-STIFF CURVED SIDEWALL
Wraps closely around the stick for maximum impact protection.

D30 FINGER PROTECTION
Optimal impact protection.

KEY FEATURES

THREE-PIECE CUFF
Full range of motion with added flexibility.

STIFF CURVED SIDEWALL
Wraps closely around the stick for optimal impact protection.

REINFORCED PALM
Increased durability.

KEY FEATURES

THREE-PIECE CUFF
Full range of motion with added flexibility.

CURVED SIDEWALL
Wraps closely around the stick.

QUICK RELEASE STRAP
Easy to fine-tune and adjust the fit.



[ABEF5]
EFLEX5
ARM & BODY



[ABE5.9]
EFLEX E5.9
ARM & BODY



[ABE5.5]
EFLEX E5.5
ARM & BODY



[ABYFX2]
YTFLEX 2
ARM & BODY

KEY FEATURES	MAX FLEX FIT Added mobility throughout.	KEY FEATURES	MAX FLEX FIT Added mobility throughout.	KEY FEATURES	MAX FLEX FIT Added mobility throughout.	KEY FEATURES	SEGMENTED PROTECTION Flexible and mobile feel.
	VENTILATED PROTECTION Increased breathability throughout the back and dual-layer rib protection.		DUAL-LAYER RIB PROTECTION Added protection with adjustable coverage.		EXTENDED RIB PROTECTION Added coverage along the side of the body.		LIGHTWEIGHT DESIGN Easy to move around in.
	MOLDED D30 STERNUM Maximum protection.		ADJUSTABLE ERGONOMIC ELBOW More secure fit and with added flexibility.		ADJUSTABLE ERGONOMIC ELBOW More secure fit with added flexibility.		EASY ADJUSTMENTS Improved fit throughout.
  							
KEY FEATURES	MOBILE SQUARE DESIGN Added coverage with mobility throughout.	KEY FEATURES	MOBILE SQUARE DESIGN Added coverage with mobility throughout.	KEY FEATURES	MOBILE SQUARE DESIGN Added coverage with mobility throughout.	KEY FEATURES	
	MOLDED D30 RIB PROTECTION Maximum protection with added flexibility.		MOLDED HD FOAM Added protection in key impact areas.		LIGHTWEIGHT DESIGN Easy to move around in.		
	MOLDED D30 STERNUM Maximum protection.		INDEPENDENT ADJUSTABLE ELBOW Improved fit and range of motion.		INDEPENDENT ADJUSTABLE ELBOW Improved fit and range of motion.		




[HPGPRO]
CCM PRO
PANTS



[HPG1.9]
CCM 1.9
PANTS



[HPG1.5]
CCM 1.5
PANTS



[HPGYF2]
YTFLEX 2
PANTS

KEY FEATURES	MAX FLEX FIT WITH MOLDED FOAM Added mobility throughout with optimized protection.	KEY FEATURES	MAX FLEX FIT Added mobility throughout.	KEY FEATURES	MAX FLEX FIT Added mobility throughout.	KEY FEATURES	SEGMENTED DESIGN Added flexibility.
	FIT+ INNER BELT Ergonomic and adjustable fit.		FIT+ INNER BELT Ergonomic and adjustable fit.		FIT+ INNER BELT Ergonomic and adjustable fit.		PROFILED WAIST Improved fit.
	D30 THIGH & GROIN Maximum protection.		MESH STRETCH PANELS Increased range of motion.		1" LENGTH EXTENDER Personalized fit.		STRETCH ZONES Full range of motion.



[GFAXIS]
AXIS
MASK



[GFA1.9]
AXIS A1.9
MASK



[GFA1.5]
AXIS A1.5
MASK

KEY FEATURES	FLUID INSIDE Helps manage all types of impacts.	KEY FEATURES	I.Q. SHION GEL Memory foam comfort liner.	KEY FEATURES	MULTI-LAYER LINER Comfort and protection.
	SIGMATEX SHELL Lightweight strength and resistance.		FIBERGLASS SHELL WITH CARBON FIBER Strong shell with added protection in the chin and forehead.		POLYCARBONATE SHELL Lightweight and contoured for puck deflection.
	D30 SMART MATERIAL Dissipates impact energy in key areas.		D30 SMART MATERIAL Dissipates impact energy in key areas.		ADJUSTABLE CHIN CUP Improved fit and comfort.

5000 PRACTICE SERIES

THE QUICKLITE 5000 PRACTICE SERIES IS THE PERFECT GO-TO JERSEY FOR PLAYERS OF ANY AGE. AVAILABLE IN MANY COLORS, THE SIMPLE DESIGN MAKES IT EASY TO EMBELLISH WITHOUT COMPROMISING COLORFASTNESS AND QUALITY.

- HIGH PERFORMANCE, BREATHABLE FABRIC
- OPTIMAL COLOR FASTNESS & SNAG RESISTANCE



COLOR OPTIONS

[5000]
5000
PRACTICE JERSEY

SIZES	SR	S, M, L, XL, 2XL, INTG, SRG	\$
	JR	XS, S/M, L/XL, G	\$

FEATURES

- V-neck collar keeps its shape after wash and wear
- Consistent fit through all styles
- Woven neck tape & size label
- Embroidered CCM

FABRIC

100% polyester, 135gsm
QLT knit



6000 PRACTICE SERIES

ENGINEERED WITH TACTICAL DRY TECHNOLOGY, THE QUICKLITE 6000 PRACTICE SERIES WILL KEEP YOU COOL AND DRY SO YOU CAN FOCUS ON THE GAME. EASY TO EMBELLISH AND COMES IN AN EXTENSIVE NUMBER OF COLORS.

- HIGH PERFORMANCE, BREATHABLE FABRIC
- MESH INSERTS FOR HIGHER VENTILATION
- ERGONOMIC ARM
- TACTICAL DRY MOISTURE WICKING
- OPTIMAL COLORFASTNESS & SNAG RESISTANCE



QUICKLITE PRACTICE



COLOR OPTIONS

[6000]
6000
PRACTICE JERSEY

SIZES	SR	S, M, L, XL, 2XL, INTG, SRG	\$
	JR	XS, S/M, L/XL, G	\$

FEATURES

- Next generation stretch collar for added comfort
- Tactical Dry moisture wicking
- Consistent fit through all styles
- Woven neck tape & size label
- Embroidered CCM (front and back)

FABRIC

100% polyester, 165gsm
Mid-weight QLT knit

			
01.12 WHITE / BLACK	01.05 WHITE / RED	20.01 SUNFLOWER / WHITE	04.01 ORANGE / WHITE
			
05.01 RED / WHITE	11.01 KELLY GREEN / WHITE	13.01 DARK GREEN / WHITE	10.01 SKY BLUE / WHITE
			
08.01 ROYAL / WHITE	09.01 NAVY / WHITE	78.01 MYSTIC GREY / WHITE	12.01 BLACK / WHITE



[SX6000]
SX6000
PRACTICE SOCK

SR 30" \$
INT 27" \$
JR 24" \$
YT 22" \$



[S100P]
S100P
KNIT PRACTICE SOCK

SR 28" \$
INT 24" \$
JR 20" \$
YT 18" \$



NEW
[SX5000]
SX5000
TUBE SOCK

SR 30" \$
INT 27" \$
JR 24" \$
YT 22" \$

COLOR OPTIONS

- 01 - WHITE
- 05 - RED
- 08 - ROYAL
- 09 - NAVY
- 12 - BLACK
- 20 - SUNFLOWER
- 78 - MYSTIC GREY

FABRIC 100% polyester, 195gsm
High performance, breathable QLT knit

- FEATURES
- Tactical Dry moisture wicking
 - Two Velcro fasteners keep sock in place
 - Interlock inserts for better stretch, comfort and mobility
 - Interlock ankle holds pads, enhances fit and maintains shape
 - CCM embroidered logo

FABRIC 100% polyester

- FEATURES
- Elasticized ankle holds pads and enhances fit
 - CCM woven sizing label
 - Made in Canada

FABRIC 100% polyester, 200gsm

- FEATURES
- Two Velcro fasteners keep sock in place
 - High performance fabric
 - Resistant to snags
 - CCM embroidered logo

COLOR OPTIONS





8000 GAME SERIES

WANT THE PRO LOOK WITHOUT THE PRO PRICE TAG? MADE FROM HIGH PERFORMANCE FABRIC WITH SUPERIOR VENTILATION AND AN ERGONOMIC ARM FIT, THE QUICKLITE 8000 GAME SERIES DELIVERS.

- HIGH PERFORMANCE, BREATHABLE FABRIC
- DOUBLE SHOULDERS
- MESH INSERTS FOR SUPERIOR VENTILATION
- ERGONOMIC ARM
- TACTICAL DRY MOISTURE WICKING
- OPTIMAL COLOR FASTNESS & SNAG RESISTANCE



[S100PT]
S100PT
KNIT GAME SOCK

SR	28"	\$
INT	24"	\$
JR	20"	\$
YT	18"	\$

NEW
[SX8000]
SX8000
GAME SOCK

SR	30"	\$
INT	27"	\$
JR	24"	\$
YT	22"	\$

NEW
[8000]
8000
GAME JERSEY

SIZES			
SR	S, M, L, XL, 2XL	INTG, SRG	\$
JR	XS, S/M, L/XL, G		\$

FABRIC 100% polyester

- FEATURES
- Elasticized ankle holds pads and enhances fit
 - 31 NHL team patterns available
 - CCM woven sizing label
 - Made in Canada

FABRIC 100% polyester, 195gsm QLT knit

- FEATURES
- Tactical Dry moisture wicking
 - Two Velcro fasteners keep sock in place
 - Interlock inserts for better stretch, comfort and mobility
 - Interlock ankle holds pads, enhances fit and maintains shape
 - 31 NHL team patterns available
 - CCM embroidered logo

FABRIC 100% Polyester, 165gsm Mid-weight QLT knit

- FEATURES
- Next generation stretch collar for added comfort
 - Tactical Dry moisture wicking
 - Double shoulders for durability
 - Consistent fit through all styles
 - 31 NHL team patterns available
 - Woven neck tape & size label
 - Embroidered CCM (front and back)

*ACTUAL COLORS MAY VARY.

IN STOCK
BOSTON

TEAM



WHITE



IN STOCK
BUFFALO

TEAM



WHITE



IN STOCK
CALGARY

TEAM



WHITE



IN STOCK
CHICAGO

TEAM



WHITE



IN STOCK
DALLAS

TEAM



WHITE



IN STOCK
LOS ANGELES

TEAM



WHITE



IN STOCK
NY ISLANDERS

TEAM



WHITE



IN STOCK
NY RANGERS

TEAM



WHITE



IN STOCK
OTTAWA

TEAM



WHITE



IN STOCK
PHILADELPHIA

TEAM



WHITE



IN STOCK
TAMPA BAY

TEAM



WHITE



IN STOCK
VEGAS

TEAM



WHITE



IN STOCK
WINNIPEG

TEAM



WHITE



BOOKING
ANAHEIM

TEAM



WHITE



BOOKING
ARIZONA

TEAM



WHITE



BOOKING

CAROLINA

TEAM



WHITE



BOOKING

COLORADO

TEAM



WHITE



BOOKING

COLUMBUS

TEAM



WHITE



BOOKING

DETROIT

TEAM



WHITE



BOOKING

EDMONTON

TEAM



WHITE



BOOKING

FLORIDA

TEAM



WHITE



BOOKING

MINNESOTA

TEAM



WHITE



BOOKING

MONTREAL

TEAM



WHITE



BOOKING

NASHVILLE

TEAM



WHITE



BOOKING

NEW JERSEY

TEAM



WHITE



BOOKING

PITTSBURGH

TEAM



WHITE



BOOKING

SAN JOSE

TEAM



WHITE



BOOKING

TORONTO

TEAM



WHITE



BOOKING

ST. LOUIS

TEAM



WHITE



BOOKING

VANCOUVER

TEAM



WHITE



BOOKING

WASHINGTON

TEAM



WHITE



CUSTOM GAMEWEAR

See your rep for more details

QUICKLITE CUSTOM

CUSTOM MADE EASY



ORIGINAL



CUSTOMIZED



EMBELLISHMENT OPTIONS

USING OUR ONLINE CUSTOMIZER
8000C / SX8000C SERIES

- 1- Select the jersey and/or sock style
- 2- Select your colors from our color library
- 3- Upload your team logo
- 4- Select your logo application:
Embroidered or Sublimated crest and shoulder patches.

QUICKLITE NAMEBARS [NBAR]

FABRIC

100% Polyester, 165gsm
Mid-Weight OLT Knit

FEATURES

- Sold in packs of 6
- 24" length - overlock finished edges
- 4" width - raw edges
- 19 colors available (all except Canadiens Red)

01 - WHITE	08 - ROYAL (PMS 281)	11 - KELLY GREEN (PMS 356)	20 - SUNFLOWER (PMS 1235)	26 - SPECIAL ORANGE (PMS 1655)	58 - ST. LOUIS ROYAL (PMS 287)	78 - MYSTIC GREY (PMS 7543)
04 - ORANGE (PMS 165)	09 - NAVY (PMS 282)	12 - BLACK	22 - PINK (PMS 205)	31 - HARVARD (PMS 202)	62 - TURQUOISE BLUE (PMS 315)	X5 - VIOLET (PMS 267)
05 - RED (PMS 186)	10 - SKY BLUE (PMS 292)	13 - DARK GREEN (PMS 3435)	25 - MEDIUM GREEN (PMS 349)	3P - STORM (PMS 432)	68 - CANADIENS RED (PMS 187)	

CLASSIC CUSTOM

MADE IN CANADA



[9000C] 9000C PRO CLASSIC JERSEY

SIZES	SR	44, 46, 48, 50, 52, 54, 56, 58, 60,	\$
		52G, 54G, 56G, 58G, 60G	\$

FABRIC 100% Polyester Pro-weight flo-knit

- FEATURES
- Double shoulder / double elbow
 - Reinforced stitch
 - Flex Collar
 - Embellishment options
 - Fight strap & drop tail included
 - Engineered striping
 - Consistent fit through all classic styles
 - Woven size label
 - CCM Heat transfer (front and back)
 - Maximum of 3 artwork options & 2 revisions

[8700C] 8700C SEMI-PRO CLASSIC JERSEY

SIZES	SR	XS, S, M, L, XL, 2XL, SRG	\$
	JR	S/M, L/XL	\$

FABRIC 100% Polyester Heavy-weight flo-knit

- FEATURES
- Double shoulder
 - Flex Collar
 - Embellishment options
 - Drop tail included
 - Engineered striping
 - Consistent fit through all classic styles
 - Woven size label
 - CCM Heat transfer (front and back)
 - Maximum of 3 artwork options & 2 revisions

[8500C] 8500C SEMI-PRO SUBLIMATED CLASSIC JERSEY

SIZES	SR	XS, S, M, L, XL, 2XL, SRG	\$
	JR	S/M, L/XL	\$

FABRIC 100% Polyester Heavy-weight flo-knit

- FEATURES
- Double shoulder
 - Flex Collar
 - Drop tail included
 - Fully sublimated or embellishment options
 - Consistent fit through all classic styles
 - Woven size label
 - Sublimated CCM (front and back)
 - Sublimated number included
 - Maximum of 3 artwork options & 2 revisions

[SX9000C]
SX9000C PRO CLASSIC
SOCK

SR 30" \$
INT 27" \$
JR 24" \$



FABRIC 100% Polyester
Pro-weight double knit

- FEATURES
- Engineered stripe
 - Single knee
 - CCM Heat transfer

[SX8500C]
SX8500C PRO SUBLIMATED CLASSIC
SOCK

SR 30" \$
INT 27" \$
JR 24" \$



FABRIC 100% Polyester
Pro-weight double knit

- FEATURES
- Fully sublimated
 - Single knee
 - Sublimated CCM

[NB9000C]
CLASSIC NAMEBARS

FABRIC 100% Polyester
Pro-weight double knit

- FEATURES
- Sold in packs of 12
 - 30" length (overlock finished edges)
 - 4" width (raw edges)

CLASSIC NAME & NUMBER

NAME & NUMBER KIT 3" name
up to two, 10" / 12" back numbers
up to two 4" sleeve numbers per sleeve

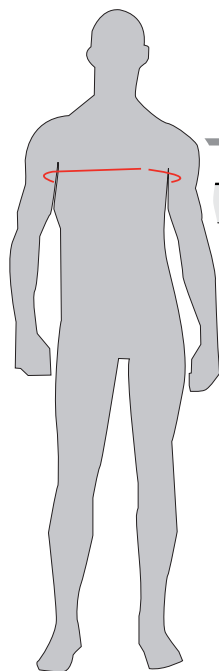
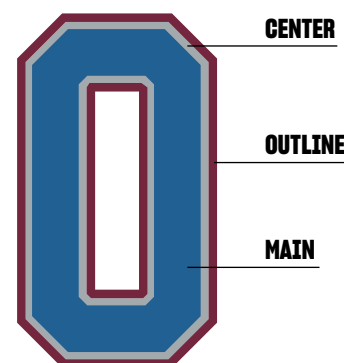
- OPTIONS
- 1 color name & number
 - 1 color name / 2 color number
 - 1 color name / 3 color number
 - 2 color name & number

CLASSIC NUMBER ONLY KIT

NUMBER KIT up to two 10" / 12" back numbers
up to two 4" sleeve numbers per sleeve

- OPTIONS
- 1 color
 - 2 colors
 - 3 colors

- OTHER ADD-ONS
- Lace neck
 - Fight strap (for semi-pro option)



SR BODY MEASUREMENTS (measurements shown are in inches)

ALPHA SIZE	2XS	XS	S	M	L	XL	2XL	3XL
CHEST CIRCUMFERENCE	31 1/2 - 34	34 - 36 1/4	36 1/4 - 39 3/8	39 3/8 - 42 1/2	42 1/2 - 46 1/2	46 1/2 - 51	51 - 56	56 - 60 5/8
PLAYER JERSEY SIZE	S	S	S	M	L	XL	2XL	2XL
GOALIE JERSEY SIZE	JR	JR	INT	INT	SR	SR	SR	SR



JR BODY MEASUREMENTS (measurements shown are in inches)

AGE GROUP / SIZE	3 - 5 / 2XS	5 - 7 / XS	7 - 9 / S	9 - 11 / M	11 - 13 / L	13 - 15 / XL
CHEST CIRCUMFERENCE	22 - 24	24 - 25 1/4	25 1/4 - 28	28 - 30 3/4	30 3/4 - 34	34 - 36
PLAYER JERSEY SIZE	XS	XS	S/M	S/M	L/XL	L/XL
GOALIE JERSEY SIZE	JR	JR	JR	JR	JR	JR

CLASSIC GAMEWEAR SIZE CHART

PRO JERSEYS									
SIZE	44	46	48	50	52 - 52G	54 - 54G	56 - 56G	58 - 58G	60 - 60G
CHEST	44"	46"	48"	50"	52"	54"	56"	58"	60"

SEMI-PRO JERSEYS									
SIZE	XS	S	M	L	XL	2XL	SRG	JR - S/M	JR - L/M
CHEST	40"	40"	46"	52"	56"	58"	58"	36"	40"

12
BLACK



T9
TRUE
NAVY



05
RED



6C
TEAM
ROYAL

[J5314/ YT J5314] **NEW**
**LIGHTWEIGHT
RINK SUIT JACKET**



SIZES	SR	S - 3XL	\$
YT		2XS - XL	\$

**BODY /
INSIDE**

Features zippered side pockets, venting at back with reflective tape, elasticated hem and cuffs for comfort, CCM embossed gros grain tape on shoulder/sleeves.

Tricot mesh lining with zipper for post-embellishment access. Inner drop-in pocket with Velcro closure. Brushed fleece inside collar.

LOGO	Strategically positioned embroidered CCM logo provides full front and back embellishment zones.
CONTENT	100% Polyester dobby, 145gsm, film membrane, breathable 3000g/m2/24hr Repels water and prevents static cling.
COLORS	Black (12), True Navy (T9), Red (05), Team Royal (6C).

12
BLACK



T9
TRUE
NAVY



05
RED



6C
TEAM
ROYAL

[PN5315 / YT PN5315] **NEW**
**LIGHTWEIGHT
RINK SUIT PANT**



SIZES	SR	S - 3XL	\$
YT		2XS - XL	\$

**BODY /
INSIDE**

Features an adjustable waistband with drawcord, zippered pockets, reflective tape at back yoke, auto-lock zipper at hem provides adjustable leg opening, CCM embossed gros grain tape at bottom leg opening.

Tricot mesh and taffeta lining, exposed CCM jacquard elastic waistband.

LOGO	Strategically positioned embroidered CCM logo.
CONTENT	100% Polyester dobby, 145gsm, film membrane, breathable 3000g/m2/24hr
COLORS	Black (12), True Navy (T9), Red (05), Team Royal (6C).

12
BLACK



T9
TRUE
NAVY



4B
DARK GREY
HEATHER

[J5316 / YT J5316] **NEW**
**PREMIUM SKATE
SUIT JACKET**



SIZES	SR	S - 3XL	\$
YT		2XS - XL	\$

**BODY /
INSIDE**

Features zippered side pockets, venting at back with reflective tape, pit zip for added ventilation, elasticated hem, adjustable sleeve opening with velcro, CCM embossed gros grain tape on shoulder/sleeves.

No lining, jersey fabric inside collar.

LOGO	Strategically positioned embroidered CCM logo provides full front and back embellishment zones.
CONTENT	100% Polyester twill with grey film membrane, breathable 5000g/m2/24h, 136gsm Repels water and prevents static cling.
COLORS	Black (12), True Navy (T9), Dark Gray Heather (4B).

12
BLACK



T9
TRUE
NAVY



4B
DARK GREY
HEATHER

[PN5317 / YT PN5317] **NEW**
**PREMIUM SKATE
SUIT PANT**



SIZES	SR	S - 3XL	\$
YT		2XS - XL	\$

**BODY /
INSIDE**

Features an adjustable waistband with drawcord, zippered pockets, knee vent with zipper for added ventilation, reflective tape at back yoke, auto-lock zipper at hem provides adjustable leg opening, CCM embossed gros grain tape at bottom leg opening.

Stretch poly pongee lining, exposed CCM jacquard elastic waistband.

LOGO	Strategically positioned embroidered CCM logo.
CONTENT	100% Polyester twill with grey film membrane, breathable 5000g/m2/24h, 136gsm Repels water and prevents static cling.
COLORS	Black (12), True Navy (T9), Dark Gray Heather (4B).



12 BLACK



T9 NAVY



19 CHARCOAL GREY

[J7379 / YT J7379]

ANORAK JACKET



SIZES	SR	S - 3XL	\$
YT		2XS - XL	\$

BODY / INSIDE

Made from a lightweight stretch woven fabric with printed film, the Anorak Jacket features a 1/4" front short zipper closure and a zippered kangaroo-style pocket with reflective tape. Looking for extra comfort and mobility? Fleece back inserts and fleece underarms with la-ser-cut holes check all the boxes. Finally, a bungee body hem, elastic cuffs and adjustable hood deliver the ultimate fit.

Jersey fabric on the inside collar.

LOGO Strategically positioned embroidered CCM logo provides full front and back embellishment zones.

CONTENT 100% polyester, 155gsm
Repels water and prevents static cling.

COLORS Black (12) Navy (T9), Charcoal Gray (19).



12 BLACK



T9 NAVY



19 CHARCOAL GREY

[PN7494 / YT PN7494]

OUTDOOR SHELL PANT



SIZES	SR	S - 3XL	\$
YT		2XS - XL	\$

BODY / INSIDE

Made from a lightweight stretch woven fabric with printed film, the Outdoor Shell Pant is specifically designed for outdoor ice time. Get ultimate comfort and breathability thanks to a full upper back with Tech Fleece and laser-cut holes at the knee. The drawcord waistband and bungee leg openings deliver a customized fit that won't interrupt your stride. Finally, zippered side pockets and reflective tape at the knees give you that extra edge. See sizing chart for inseam length.

Exposed CCM jacquard elastic waistband.

LOGO Strategically positioned embroidered CCM logo.

CONTENT 100% polyester, 155gsm
Repels water and prevents static cling.

COLORS Black (12) Navy (T9), Charcoal Gray (19).



12 BLACK



T9 TRUE NAVY



4B DARK GREY HEATHER

[J5318 / YT J5318] **NEW**

MID-WEIGHT JACKET



SIZES	SR	S - 3XL	\$
YT		2XS - XL	\$

BODY / INSIDE

Features zippered side pockets, reflective tape at back, elasticated hem and cuffs for comfort, CCM embossed gros grain tape on shoulder/sleeves.

Polar fleece lining inside collar and body for added warmth, taffeta lining with 80gsm insulation in sleeves, zipper for post-embellishment access, inner drop-in pocket with Velcro closure.

LOGO Strategically positioned embroidered CCM logo provides full front and back embellishment zones.

CONTENT 100% Polyester dobby, 145gsm, film membrane, breathable 3000g/m2/24hr

COLORS Black (12), True Navy (T9), Dark Gray Heather (4B)

TEAM ESSENTIALS



12 BLACK



T9 TRUE NAVY



4B DARK GREY HEATHER

[J5320 / YT J5320] **NEW**

WINTER JACKET



SIZES	SR	S - 3XL	\$
YT		2XS - XL	\$

BODY / INSIDE

Features zippered pockets, thick rib knit cuffs, reflective tape at back yoke, adjustable hem with bungee and cordlock, adjustable sleeve opening with velcro, detachable hood with zipper (SR only), CCM embossed gros grain tape on shoulder/sleeves.

200gsm insulation (body/hood), 100gsm insulation (sleeves), microfleece inside collar, zipper for post-embellishment access, inner drop-in pocket with Velcro closure.

LOGO Strategically positioned embroidered CCM logo provides full front and back embellishment zones.

CONTENT 100% Polyester twill with grey film membrane, breathable 5000g/m2/24h, 136gsm

COLORS Black (12), True Navy (T9), Dark Gray Heather (4B)



12 BLACK



T9 TRUE NAVY



19 CHARCOAL

[J4797 / YT J4797]

TEAM QUILTED WINTER JACKET



SIZES	SR	S - 3XL	\$
YT		2XS - XL	\$

BODY / INSIDE

Walk into the arena as a united front. The new Team Quilted Winter Jacket features external zippered pockets and a large embellishment zone. The interior zipper provides greater post-embellishment access. Inner drop-in pockets.

Inside 200gsm Thinsulate insulation.

LOGO Strategically positioned embroidered CCM logo provides full front and back embellishment zones.

SHELL Content 100% polyester

COLORS Black (12), True Navy (T9), Charcoal (19).

12
BLACK



4B
DARK GREY
HEATHER

[J3806]
**INSULATED
OVERCOAT**

SIZES SR XS - 2XL \$

BODY /
INSIDE

Make a statement in a wool-blend overcoat with multi-layer fiber insulation, a notch collar and hidden front buttons. The front welt pockets and inside chest pocket with button closure provide the perfect hiding place for your phone, keys, etc.

LOGO Embroidered CCM logo.

CONTENT 80% polyester / 15% wool / 5% rayon, 380g Insulation (80g)

COLORS Black (12), Dark Heather Grey (4B).

12
BLACK



T9
TRUE
NAVY



4B
DARK GREY
HEATHER

[F4795 / YT F4795]
**FLEECE
BASE LAYER**

SIZES SR S - 3XL \$
YT 2XS - XL \$

BODY /
INSIDE

Made with polyester brushed fleece, the base layer features a zip-up pocket on the left sleeve and stylish zipper taping on front waist pockets.

LOGO Strategically positioned embroidered CCM logo allows full front embellishment.

CONTENT 100% polyester.

COLORS Black (12), True Navy (T9), Dark Gray Heather (4B).

12
BLACK



4B
DARK GREY
HEATHER

[J5319] **NEW**
**SOFTSHELL
JACKET**

SIZES SR XS - 3XL \$

BODY /
INSIDE

Designed to be flexible and durable, the Softshell Jacket can be worn alone or with the Fleece Base Layer. It features zippered side pockets, elastic binding at the cuff and a double-layer collar.

LOGO Strategically positioned embroidered CCM logo provides full front and back embellishment zones.

CONTENT Bonded microfleece, 260gsm (water repellent and breathable)

COLORS Black (12), Dark Heather Gray (4B).

Inside: ID label for easy identification.

12
BLACK



19
CHARCOAL

[J5321 / YT J5321] **NEW**
**QUILTED
JACKET**



SIZES SR S - 3XL \$
YT 2XS - XL \$

BODY /
INSIDE

Features zippered side pockets, collar and sleeves in stretch tech fleece, elasticated cuffs, drop tail.

LOGO Strategically positioned embroidered CCM logo provides full front and back embellishment zones.

CONTENT Body: 100% Recycled polyester taffeta ultrasonic bonding, 160gsm polyfill, 190gsm, 3000mm WR Sleeve: 90poly/10spandex recycled tech fleece, moisture wicking, 255gsm

COLORS Black (12), Charcoal (19)

Inside: 160gsm insulation (body)

12
BLACK



T9
TRUE
NAVY



4B
DARK GREY
HEATHER

[F4784 YT F4784]
**PREMIUM FULL ZIP
HOODED FLEECE**

SIZES SR XS - 2XL \$
YT 2XS - XL \$

BODY /
INSIDE

All fleece is not created equal. The Premium Full Zip Hooded Fleece is made with heavy-weight cotton/polyester fleece and Tactical Dry to keep you both dry and comfortable. Zipper taping at front pockets and the drop-tail hem-line at the back add an extra touch of cool.

LOGO Strategically positioned embroidered CCM logo provides full front and back embellishment zones.

CONTENT 58% cotton / 42% polyester

COLORS Black (12), True Navy (T9), Dark Gray Heather (4B).



12 BLACK



T9 TRUE NAVY



4B DARK GREY HEATHER

[PN4795 / YT PN4795]

PREMIUM TAPERED FLEECE PANT

SIZES	SR	XS - 2XL	\$
	YT	2XS - XL	\$

BODY / INSIDE

Coming off a good, hard game? Wrap your legs in a comfy heavyweight cotton/poly fleece pant made with Tactical Dry. Features stylish zipper taping at front pockets and an elastic waistband with drawstring. Tapered-fit leg.

LOGO Strategically positioned embroidered CCM logo.

CONTENT 58% cotton / 42% polyester

COLORS Black (12), True Navy (T9), Dark Gray Heather (4B).



12 BLACK



4B DARK GREY HEATHER



T9 TRUE NAVY



05 RED

[F7512 / YT F7512]

TEAM FLEECE HOOD

SIZES	SR	S - 2XL	\$
	YT	2XS - XL	\$

BODY / INSIDE

Show your team spirit in the Team Fleece Hood with a hidden kangaroo-style pocket, designed to double as a full front embellishment zone. The hockey jersey-inspired neckline comes complete with CCM debossed metal eyelets and skate lace drawcords. Plus, everyone will appreciate the mesh-lined hood, ribbed cuffs and waistband.

LOGO Strategically positioned embroidered CCM logo provides maximum embellishment area.

CONTENT Solid Colors 70% cotton / 30% poly Heather Gray 50% cotton / 50% poly

COLORS Black (12), True Navy (T9), Dark Gray Heather (4B), Red (05).



12 BLACK



09 NAVY



T8 TAN



19 CHARCOAL

TRAVEL PANT

SIZES	SR	28, 30, 32, 34, 36, 38, 40	\$
-------	----	----------------------------	----

BODY / INSIDE

Dress the part in a casual sportswear pant. Made from highly breathable 4-way stretch fabric, the Travel Pant is designed to make a good impression and keep you comfortable on the road. Features five pockets and a gusset crotch for better mobility.

LOGO Subtle HD-printed CCM logo below the back waistband.

CONTENT Content 54% polyester / 37% cotton / 9% spandex (260gsm)

COLORS Black (12), Charcoal (19), Tan (T8), Navy (09).



T8 TAN



09 NAVY



12 BLACK



19 CHARCOAL

TRAVEL SHORT

SIZES	SR	28, 30, 32, 34, 36, 38, 40	\$
-------	----	----------------------------	----

BODY / INSIDE

Summer weather calls for casual summer sportswear. Made from highly breathable 4-way stretch fabric, the Travel Short is designed to make you look good while keeping you cool. Features five pockets and a gusset crotch for better mobility.

LOGO Subtle HD-printed CCM logo below the back waistband.

CONTENT 54% polyester / 37% cotton / 9% spandex, 260gsm

COLORS Black (12), Charcoal (19), Tan (T8), Navy (09).



12 BLACK



4B DARK GREY HEATHER



T9 TRUE NAVY



05 RED

[P5597 / YT P5597]

TEAM POLO

SIZES	SR	XS - 2XL	\$
	YT	S - L	\$

BODY / INSIDE

Dress up and show up in the Team Polo. Features a ribbed collar, 3-button placket and full mesh back for enhanced breathability. Open hem sleeves.

LOGO Strategically positioned CCM heat transfer front logo provides left front and back embellishment zones.

CONTENT Content 100% polyester, 140gsm with moisture wicking.

COLORS Black (12), True Navy (T9) Red (05), Dark Heather Gray (4B).



4B
DARK GREY
HEATHER



4G
HEATHER
BLACK



5C
HEATHER
NAVY

[P7976]
**HEATHERED
POLO**

SIZES SR XS - 2XL \$

BODY /
INSIDE

Keep it extra classy in the Heathered Polo. Made from soft brushed jersey, this collared tu-nic features a 3-button placket with a contrast color detail, plus a water print stripe across the front chest.

LOGO Strategically positioned CCM reflective heat transfer logo at front.

CONTENT 100% polyester with moisture wicking.

COLORS Dark Heather Gray (4B), Heather Black (4G), Heather Navy (5C).



12
BLACK



05
RED



T9
TRUE
NAVY



4B
DARK GREY
HEATHER

[T4800 / YT T4800]
**TEAM PREMIUM
ESSENTIAL TEE**

SIZES SR S - 2XL \$
YT XS - XL \$

LOGO Printed CCM logo at left hem.

CONTENT 50% polyester / 25% cotton / 25% rayon

COLORS Black (12), True Navy (T9), Red (05), Dark Gray Heather (4B).



12
BLACK



05
RED



T9
TRUE
NAVY



4B
DARK GREY
HEATHER



Y5
DARK
BLUE

[C5405 / YT C5405] **NEW**
**TEAM TRAINING
FLEX CAP**

SIZES SR S/M, L/XL \$
YT OSFA \$

BODY Tech Fabric with perforated back panels.

CONTENT 97% polyester / 3% spandex

OTHER MOQ 6 units (same sizes / color)

LOGO CCM embroidery

COLORS Black (12), True Navy (T9), Red (05), Dark Gray Heather (4B), Dark Blue (Y5)



8X
TEXTURED
BLACK



9A
TEXTURED
NAVY



9B
TEXTURED
RED

** ACTUAL PRODUCT
COLOR IS TEXTURED

[C7576 / YT C7576]
**TEAM TRAINING
LOW PROFILE CAP**

SIZES SR OSFA \$
YT OSFA \$

BODY Tech Fabric

CONTENT 100% polyester

OTHER MOQ 6 units (same sizes / color)

LOGO Flat embroidered CCM logo on front visor.

COLORS Textured Black (8X), Textured Red (9B), Textured Navy (9A).



12
BLACK



05
RED



T9
TRUE
NAVY



4B
DARK GREY
HEATHER



Y5
DARK
BLUE

[C5410 / YT C5410] **NEW**
**TEAM TWO TONE
STRUCTURED FLEX CAP**

SIZES SR S/M, L/XL \$
YT OSFA \$

BODY Structured flexfit cap. Distinctive two color styling.

CONTENT 83% polyester / 11% rayon / 6% spdx

OTHER MOQ 6 units (same sizes / color)

LOGO CCM embroidery

COLORS Black (12), Red (05), True Navy (T9), Dark Gray Heather (4B), Dark Blue (Y5)



12 BLACK



[C5406 / YT C5406] **NEW**
TEAM STRUCTURED MESH ADJ. CAP

SIZES	SR	OSFA	\$
	YT	OSFA	\$

BODY Structured mid-crown trucker cap with washed-cotton front panels and mesh back panels. Adjustable snap closure.

CONTENT 97% polyester / 3% spandex

LOGO CCM embroidery

OTHER MOQ 6 units (same sizes / color)

COLORS Black (12), Red (05), True Navy (T9), Dark Gray Heather (4B), Dark Blue (Y5)



12 BLACK



[C5402 / YT C5402] **NEW**
TEAM SLOUCH ADJUSTABLE

SIZES	SR	OSFA	\$
	YT	OSFA	\$

BODY Relaxed slouch fit with an adjustable closure.

CONTENT 100% cotton

LOGO CCM embroidery

OTHER MOQ 6 units (same sizes / color)

COLORS Black (12), Red (05), True Navy (T9), Dark Gray Heather (4B), Dark Blue (Y5)



12 BLACK



[C5404 / YT C5404] **NEW**
TEAM FLATBRIM SNAPBACK CAP

SIZES	SR	OSFA	\$
	YT	OSFA	\$

BODY Unique two tone CCM styling.

CONTENT 87% acrylic / 11% wool / 2% polyurethane

LOGO CCM embroidery

OTHER MOQ 6 units (same sizes / color)

COLORS Black (12), Red (05), True Navy (T9), Dark Gray Heather (4B), Dark Blue (Y5)



4B DARK GREY HEATHER



[C5403 / YT C5403] **NEW**
TEAM STRUCTURED ADJUSTABLE

SIZES	SR	OSFA	\$
	YT	OSFA	\$

BODY Textured tech fabric panels.

CONTENT 100% wool

LOGO Flat embroidered CCM logo.

OTHER MOQ 6 units (same sizes / color)

COLORS Black (12), Red (05), True Navy (T9), Dark Gray Heather (4B), Dark Blue (Y5)



12 BLACK



[C5409 / YT C5409] **NEW**
TEAM FLEECE POM KNIT

SIZES	SR	OSFA	\$
	YT	OSFA	\$

BODY Cuffed knit with ribbing, a soft polar fleece lining, CCM jacquard logo and topped with a chunky multi-color pom.

CONTENT 100% acrylic

LOGO CCM woven label.

OTHER MOQ 6 units (same sizes / color)

COLORS Black (12), Red (05), True Navy (T9), Dark Gray Heather (4B), Dark Blue (Y5)



[C5407 / YT C5407] **NEW**
**TEAM CUFFED WATCH
 KNIT BEANIE**

SIZES	SR	OSFA	\$
	YT	OSFA	\$

BODY Ribbed knit beanie.

CONTENT 100% acrylic

LOGO CCM embroidery

OTHER MOQ 6 units (same sizes / color)

COLORS Black (12), Red (05), True Navy (T9), Dark Gray Heather (4B), Dark Blue (Y5)



[EB6425]
**TEAM
 DRY BAG**

SIZES	OSFA	\$
-------	------	----

LOGO Printed CCM logo

CONTENT 100% PU

COLORS Black (12)



[SS3756]
**SHOWER
 SANDAL**

SIZES	SR	S (7), M (9), L (11), XL (13)	\$
-------	----	-------------------------------	----

BODY Made from lightweight EVA foam in the soles for unparalleled comfort, this quick-dry shower sandal was designed to wear in the locker room.

CONTENT Upper 100% polyester / Sole VA foam

LOGO Printed CCM logo

OTHER MOQ 6 units (same sizes / color)

COLOR Black (12)

TEAM TRAINING

4B
 DARK GREY
 HEATHER



4G
 HEATHER
 BLACK



5C
 HEATHER
 NAVY

[T7926 / YT T7926]
**PREMIUM
 TECH TEE**

SIZES	SR	S - 2XL	\$
	YT	S - XL	\$

LOGO CCM reflective rubber print logo + printed CCM logo on back neck.

BODY / INSIDE Set-in sleeves with mesh inserts at shoulders and flatlock seams.

CONTENT 84% polyester / 16% spandex (190g). Moisture wicking.

COLORS Heather Black (4G), Heather Navy (5C), Dark Heather Gray (4B)

4B
 DARK GREY
 HEATHER



4G
 HEATHER
 BLACK



5C
 HEATHER
 NAVY

[T7927 / YT T7927]
**PREMIUM 1/2 ZIP LONG
 SLEEVE TECH TEE**

SIZES	SR	S - 2XL	\$
	YT	S - XL	\$

LOGO CCM reflective rubber print logo + printed CCM logo on back neck.

BODY / INSIDE Set-in sleeves with flatlock seams, plus folded elastic on the body hem. Also features a fused chest pocket with YKK zipper and tonal taping.

CONTENT 84% polyester / 16% spandex (190g). Moisture wicking.

COLORS Heather Black (4G), Heather Navy (5C), Dark Heather Gray (4B)

4B
DARK GREY
HEATHER



4G
HEATHER
BLACK



5C
HEATHER
NAVY

[T7928 / YT T7928]

PREMIUM LONG SLEEVE HOODED TECH TEE



SIZES	SR	S - 2XL	\$
	YT	S - XL	\$

BODY /
INSIDE

Set-in sleeves with flatlock seams, plus mesh inserts at the shoulders and an unlined hood.

LOGO CCM reflective rubber print logo.

CONTENT 84% polyester / 16% spandex (190g)
Moisture wicking.

COLORS Heather Black (4G), Heather Navy (5C),
Dark Heather Gray (4B)

12
BLACK



T9
TRUE
NAVY



19
CHARCOAL

[S7977 / YT S7977]

TEAM WOVEN SHORT



SIZES	SR	S - 2XL	\$
	YT	S - XL	\$

BODY /
INSIDE

Lightweight and quick-drying, the Team Woven Short was made for training and everyday wear. Designed with moisture-wicking technology and mesh side panels to keep you dry, this must-have also flaunts an exposed CCM jac-quard elastic at the back. Bonus features include an adjustable waistband with drawcord and zipped side pockets. 9" inseam length.

LOGO CCM 3D silicone print logo.

CONTENT 100% polyester woven fabric.

COLORS Black (12), True Navy (T9), Charcoal (19)

12
BLACK



T9
TRUE
NAVY



M8
DARK
GREY

[T7291 / YTT7291]

TRAINING 1/4 ZIP TECH TOP



SIZES	SR	S - 2XL	\$
	YT	S - XL	\$

LOGO

Strategically positioned screen-printed CCM logo provides full front and back embellishment zones.

CONTENT 100% polyester with moisture wicking.

COLORS Black (12), True Navy (T9), Dark Gray (M8).

12
BLACK



T9
TRUE
NAVY



M8
DARK
GREY

[T7590 / YTT7590]

LONG SLEEVE TRAINING TECH TEE



SIZES	SR	S - 2XL	\$
	YT	S - XL	\$

LOGO

Strategically positioned screen-printed CCM logo.

CONTENT 100% polyester with moisture wicking.

COLORS Black (12), True Navy (T9), Dark Grey (M8)

12
BLACK



T9
TRUE
NAVY



M8
DARK
GREY



05
RED

[T6683 / YTT6683]

TRAINING TECH TEE



SIZES	SR	S - 2XL	\$
	YT	S - XL	\$

LOGO

Strategically positioned screen printed CCM logo provides full front and back embellishment zones.

CONTENT 100% polyester with moisture wicking.

COLORS Black (12), True Navy (T9), Red (05), Dark Grey (M8)



12
BLACK



T9
TRUE
NAVY



4B
DARK GREY
HEATHER

[S5653 / YT S5653]

TEAM TRAINING SHORT



SIZES	SR	XS - 2XL	\$
	YT	2XS - XL	

BODY /
INSIDE

Featuring an exposed CCM jacquard elastic waistband with adjustable drawcord and open side pockets, the Team Training Short makes training day the best day. 10" inseam length.

LOGO Strategically positioned CCM heat transfer logo allows maximum embellishment.

CONTENT 93% polyester / 7% Spandex jersey with moisture wicking, 210gsm

COLORS Black (12), True Navy (T9), Dark Heather Grey (4B)



M8
DARK
GREY



T9
TRUE
NAVY



12
BLACK

[F6568 / YT F6568]

TEAM TRAINING PULLOVER HOOD



SIZES	SR	XS - 2XL	\$
	YT	2XS - XL	

BODY /
INSIDE

When your workouts take you outside, grab the Team Training Pullover Hood with a kangaroo-style pocket. Also features a lined hood with drawcord adjustment (SR only) and elastic binding at the body and sleeve openings.

LOGO Strategically positioned CCM heat transfer logo allows maximum embellishment.

CONTENT 96% polyester/4% spandex Stretch tech fleece with moisture wicking.

COLORS Black (12), True Navy (T9), Dark Grey (M8)



12
BLACK



T9
TRUE
NAVY



M8
DARK
GREY

[F5592 / YT F5592]

TEAM TRAINING FULL ZIP HOOD



SIZES	SR	S - 2XL	\$
	YT	2XS - XL	

BODY /
INSIDE

Take it to the streets in the Team Training Full Zip Hood with zippered side pockets. Features a lined hood with bungee adjustments (SR only) and elastic binding at the waist and cuffs.

LOGO Strategically positioned CCM heat transfer logo allows maximum embellishment.

CONTENT 96% polyester / 4% spandex Stretch tech fleece with moisture wicking

COLORS Black (12), True Navy (T9), Dark Grey (M8)



M8
DARK
GREY



T9
TRUE
NAVY



12
BLACK

[PN6433 / YT PN6433]

TEAM TRAINING CUFFED PANT



SIZES	SR	S - 2XL	\$
	YT	2XS - XL	

BODY /
INSIDE

Made using Tactical Dry technology, the Team Training Cuffed Pant is a must-have in your training arsenal. Features an exposed CCM jacquard elastic waistband with drawcord, open side pockets and ribbed cuffs. Please refer to the sizing chart for inseam length.

LOGO Strategically positioned CCM heat transfer.

CONTENT 96% polyester / 4% spandex Stretch tech fleece with moisture wicking.

COLORS Black (12), True Navy (T9), Dark Grey (M8)

WOMEN



12
BLACK



T9
TRUE
NAVY

[J5583]

WOMEN'S SKATE SUIT JACKET



SIZES	WM	XS - XL	\$
-------	----	---------	----

BODY /
INSIDE

Perfect for life on and off the ice, the Women's Skate Suit Jacket is built with back ventilation for increased breathability and comfort. Bonus: reflective tape at the front and back shoulders, plus a chest pocket and elastic at the cuffs. Inside: Superior stretch mesh and taffeta lining.

LOGO Strategically positioned CCM logo.

CONTENT 100% polyester, 80g Repels water and prevents static cling.

COLORS Black (12), True Navy (T9)

12
BLACK



T9
TRUE
NAVY

[PN5584]
**WOMEN'S SKATE
SUIT PANT**



SIZES WM XS - XL \$

BODY/
INSIDE

Designed with a women's hockey fit, the Skate Suit Pant is built with side pockets, an elastic waistband with bungee cord, plus bottom leg zippers.

Inside: Superior stretch mesh lining and nylon taffeta at half leg.

LOGO Embroidered CCM logo.

CONTENT 100% polyester, 80g with 600mm coating. Repels water and prevents static cling.

COLORS Black (12), True Navy (T9)

12
BLACK



T9
TRUE
NAVY

[F7452]
**WOMEN'S
PULLOVER HOOD**



SIZES WM XS - XL \$

BODY/
INSIDE

Meet your new favorite hoodie. It's built with a kangaroo-style pocket, mesh-lined drawcord hood, plus a ribbed waistband and cuffs.

LOGO Strategically positioned CCM heat transfer logo allows maximum embellishment.

CONTENT 96% polyester / 4% spandex
Stretch tech fleece with moisture wicking.

COLORS Black (12), True Navy (T9)

12
BLACK



T9
TRUE
NAVY

[T7591]
**WOMEN'S PERFORMANCE
S/S TRAINING TOP**



SIZES WM S - XL \$

LOGO CCM heat transfer logo on right shoulder.

CONTENT 88% polyester / 12% spandex
with moisture wicking, 180gsm.

COLORS Black (12), True Navy (T9)

H2
HEATHER
RED



5C
HEATHER
NAVY



4G
HEATHER
BLACK

[T3340] **NEW**
**WOMEN'S
CREW NECK TEE**

SIZES WM XS - XL \$

LOGO CCM screen print.

CONTENT 50% polyester / 25% cotton / 25% rayon

COLORS Black Heather (4G), Navy Heather (5C), Red Heather (H2)

BRANDED CORE

05.01
RED / WHITE



12.H6
BLACK / YELLOW



T9.01
TRUE NAVY /
WHITE



12.05
BLACK / RED



U6.01
ATHLETIC GREY /
WHITE

[T6182] **NEW**
CORE S/S TEE

SIZES SR S - 2XL \$

LOGO Soft hand-screen-printed CCM logo at center front.

CONTENT 50% polyester / 25% cotton / 25% rayon

COLORS Red/White (05/01), Black/Yellow (12.H6), True Navy/White (T9.01), Black/Red (12.05), Athletic Grey/White (U6.01)

U6.01
ATHLETIC GREY /
WHITE



12.H6
BLACK / YELLOW



T9.01
TRUE NAVY /
WHITE



12.05
BLACK / RED



05.01
RED / WHITE

[F6181] **NEW**
**CORE
PULLOVER HOODIE**

SIZES SR S - 2XL \$

BODY /
INSIDE

Kangaroo-style pocket also makes the perfect pouch for your phone or keys. Features a contrast mesh-lined hood, plus ribbed cuffs and waistband, gros grain contrast sleeve taping.

LOGO Screen Printed CCM Logo.

CONTENT Solid Colors 70% cotton / 30% poly, 305gsm

COLORS Red/White (05/01), Black/Yellow (12.H6), True Navy/White (T9.01), Black/Red (12.05), Athletic Grey/White (U6.01)

U6.01
ATHLETIC GREY /
WHITE



12.H6
BLACK / YELLOW



T9.01
TRUE NAVY /
WHITE



12.05
BLACK / RED



05.01
RED / WHITE

[F6183] **NEW**
**CORE
FLEECE CREW**

SIZES SR XS - 2XL \$

BODY /
INSIDE

Classic Fleece Crew styling with contrast sleeve inserts.

LOGO Screen Printed CCM Logo.

CONTENT 70% cotton / 30% poly, 305gsm.

COLORS Red/White (05/01), Black/Yellow (12.H6), True Navy/White (T9.01), Black/Red (12.05), Athletic Grey/White (U6.01)

4B
DARK GREY
HEATHER



12
BLACK

[PN7534 / YT PN7534]
**CORE
FLEECE PANT**

SIZES SR S - 2XL \$
YT XS - XL \$

BODY /
INSIDE

Built for downtime, these pants provide open side pockets, ribbed cuffs and a ribbed elastic waistband with drawcord. Please refer to the sizing chart for inseam length.

LOGO Embroidered CCM logo.

CONTENT Heather Gray 50% cotton / 50% polyester, 305gsm
Solid Colors 70% cotton / 30% polyester, 305gsm

COLORS Dark Gray Heather (4B), Black (12)

12.05
BLACK / RED



12.H6
BLACK /
YELLOW



T9.01
TRUE NAVY /
WHITE



U6.01
ATHLETIC GREY /
WHITE



05.01
RED / WHITE

[C6184] **NEW**
**CORE FOAM
MESH FLEX CAP**

SIZES SR S/M, L/XL \$

BODY

Structured flexfit, mid-crown cap with contrast color stitching. Mesh foam back panels provide added breathability.

CONTENT 87% acrylic / 11% wool / 2% polyurethane

OTHER MOQ 6 units (same sizes / color)

LOGO

Raised embroidered CCM logo at front.

COLORS Red/White (05/01), Black/Yellow (12.H6), True Navy/White (T9.01), Black/Red (12.05), Athletic Grey/White (U6.01)

T9.01
TRUE NAVY /
WHITE



12.H6
BLACK /
YELLOW



U6.01
ATHLETIC GREY /
WHITE



12.05
BLACK / RED



05.01
RED / WHITE

[C6185] **NEW**
**CORE MESHBACK
TRUCKER CAP**

SIZES SR OSFA \$

BODY

Structured mid-crown trucker with washed cotton front panels and soft mesh back panels.

CONTENT 87% acrylic / 11% wool / 2% polyurethane

OTHER MOQ 6 units (same sizes / color)

LOGO

Raised embroidered CCM logo.

COLORS Red/White (05/01), Black/Yellow (12.H6), True Navy/White (T9.01), Black/Red (12.05), Athletic Grey/White (U6.01)



[C6186] **NEW**

CORE POM KNIT

SIZES SR OSFA \$

BODY	Jacquard knit stripes with a soft polar fleece lining and a fine fringe pom.	CONTENT	100% acrylic
LOGO	CCM jacquard logo.	OTHER	MOQ 6 units (same sizes / color)
		COLORS	Red/White (05/01), Black/Yellow (12.H6), True Navy/White (T9.01), Black/Red (12.05), Athletic Grey/White (U6.01)

12 BLACK



[F4315] **NEW**

CLASSIC FLEECE HOODIE

SIZES SR S - 2XL \$

BODY / INSIDE	Welcome to the ultimate weekend warrior hoodie. This cozy pullover is equipped with a jersey lined hood with drawcord, designed with ribbed cuffs and waistband.	LOGO	Screen-printed CCM logo at center front.
		CONTENT	Solid color 70% cotton / 30% polyester
		COLORS	Athletic Grey (U6), Black (12), White (01)

6U COLLEGIATE ROYAL



[T4316] **NEW**

CORE VINTAGE TEE

SIZES SR S - 2XL \$

BODY / INSIDE	Super-soft, relaxed tee.	LOGO	CCM screen print
		CONTENT	50% polyester / 25% cotton / 25% rayon.
		COLORS	Collegiate Royal (6U), White (01), Athletic Grey (U6)

6U COLLEGIATE ROYAL



[C6175] **NEW**

CLASSIC MESHBACK TRUCKER

SIZES SR OSFA \$

BODY	Structured mid crown trucker cap with an adjustable snap closure.	CONTENT	100% polyester
LOGO	Flat embroidered logo.	OTHER	MOQ 6 units (same sizes / color)
		COLORS	Black (12), Collegiate Royal (6U), Athletic Grey (U6)

U6 ATHLETIC GREY

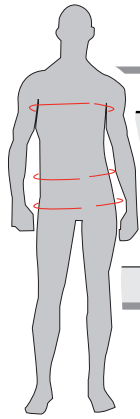


[C6176] **NEW**

CORE VINTAGE SLOUCH ADJUSTABLE

SIZES SR OSFA \$

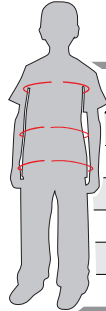
BODY	Relaxed slouch fit with an adjustable stripe gros grain closure with metal buckle.	CONTENT	Collegiate Royal: 100% cotton Athletic grey: 77poly/20acrylic/3spandex
LOGO	Flat embroidered logo.	OTHER	MOQ 6 units (same sizes / color)
		COLORS	Black (12), Collegiate Royal (6U), Athletic Grey (U6)



MEN BODY MEASUREMENTS (measurements shown are in inches)

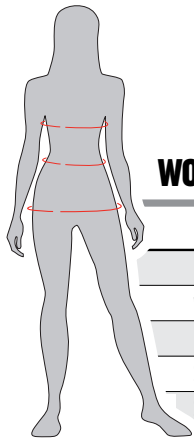
ALPHA SIZE	2XS	XS	S	M	L	XL	2XL	3XL
CHEST CIRCUMFERENCE	31 1/2 - 34	34 - 36 1/4	36 1/4 - 39 3/8	39 3/8 - 42 1/2	42 1/2 - 46 1/2	46 1/2 - 51	51 - 56	56 - 60 3/8
WAIST CIRCUMFERENCE	26 3/4 - 29	29 - 31 1/2	31 1/2 - 34 5/8	34 5/8 - 37 3/4	37 3/4 - 41 3/4	41 3/4 - 47	47 - 52	52 - 57
HIPS CIRCUMFERENCE	32 1/4 - 33 1/2	33 1/2 - 34 1/2	34 1/2 - 36	36 - 39	39 - 42	42 - 45 5/8	45 5/8 - 53	53 - 57
INSEAM (SKATE PANT)	-	29 1/2	30	30 1/2	31	31 1/2	32	32 1/2
INSEAM (CUFFED PANT)	-	29 1/2	29 1/2	29 1/2	29 1/2	29 1/2	29 1/2	29 1/2

NUMERIC SIZE	28	30	32	34	36	38	40
WAIST CIRCUMFERENCE	29 1/2	31 1/2	33 1/2	35 1/2	37 1/2	39 1/2	41 1/2
INSEAM (PN7385)	32	34	34	34	34	34	34
INSEAM (S7386)	9	10	10	10	10	10	10



YOUTH BODY MEASUREMENTS (measurements shown are in inches)

AGE GROUP / SIZE	3-5 / 2XS	5-7 / XS	7-9 / S	9-11 / M	11-13 / L	13-15 / XL
CHEST CIRCUMFERENCE	22 - 24	24 - 25 1/4	25 1/4 - 28	28 - 30 3/4	30 3/4 - 34	34 - 36
WAIST CIRCUMFERENCE	21 1/2 - 22	22 - 23 1/4	23 1/4 - 25	25 - 26 3/4	26 3/4 - 28 3/4	28 3/4 - 30
HIPS CIRCUMFERENCE	23 3/8 - 25 1/4	25 1/4 - 26 3/4	26 3/4 - 29 1/4	29 1/4 - 32	32 - 35	35 - 37
INSEAM (SKATE PANT)	18	20	22	24	27	29
INSEAM (CUFFED PANT)	15 7/8	18 1/2	21 3/8	23 5/8	25 3/4	28 1/8
INSEAM (SHORTS)	5	6 1/8	6 1/2	7 3/8	8	8 5/8

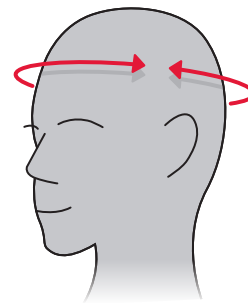


WOMEN BODY MEASUREMENTS (measurements shown are in inches)

ALPHA SIZE	XS	S	M	L	XL
CHEST CIRCUMFERENCE	32 1/4 - 34 5/8	34 5/8 - 37	37 - 39 3/4	39 3/4 - 43	43 - 46 1/2
WAIST CIRCUMFERENCE	26 - 28 3/8	28 3/8 - 30 3/4	30 3/4 - 33 1/2	33 1/2 - 37	37 - 41
HIPS CIRCUMFERENCE	36 - 38 1/4	38 1/4 - 40 1/2	40 1/2 - 43 1/4	43 1/4 - 46	46 - 49 1/4
INSEAM SKATE PANT	30 1/2	30 1/2	30 1/2	30 1/2	30 1/2
INSEAM LEGGING	26 1/2	27	27 1/2	28	28 1/2

MEASUREMENT FOR ADULT HEADWEAR

INCHES	CM	HAT SIZE		
		FITTED	FLEX	ADJUSTABLE
20 1/8	51.1	6 3/8	YOUTH	ONE SIZE YT (OSFA)
20 1/2	52	6 1/2		
20 7/8	53	6 5/8		
21 1/4	53.9	6 3/4		
21 5/8	54.9	6 7/8		
22	55.9	7	S/M	ONE SIZE AD (OSFA)
22 3/8	56.8	7 1/8		
22 3/4	57.8	7 1/4		
22 1/8	58.7	7 3/8	L/XL	
23 1/2	59.7	7 1/2		
23 7/8	60.6	7 5/8		
24 1/4	61.6	7 3/4	XL/XXL	
24 5/8	62.5	7 7/8		
25	63.5	8 1/4		



Body sizing: Size specifications are based on body sizing measurements. Use this size chart as a guideline when ordering, allow enough room for ease of movement. Sleeve Length: Measure from the center back of the neck, over the point of shoulder and down the outer side of the arm to the wrist bone. Chest: Measure just under the arms. Waist: Loosely measure the narrowest circumference of the waist. Size charts are for reference only. Fit may vary depending on the construction and materials.

APPAREL FEATURES



Put sweat in its place Tactical Dry wicks moisture away from your skin, helping you stay drier and comfortable.



Your body is an amazing heat source Tactical Degree traps body heat and sweat escape.



Stay cool and comfortable Tactical Cool uses ventilation, moisture management and fabric construction to help aid the release of heat.



BLACK

RED

NAVY

[EBP390WH]
390 PLAYER
WHEELED BACKPACK

SIZES 18" LX 26" H X 17" W \$
(VOLUME: 7,956 INCH³)

MATERIALS	600D & 420D honeycomb ripstop polyester reinforced along the bottom with tarpaulin fabric.
WHEELS	All-terrain wheels.
COMPARTMENTS	One main compartment with skate pockets at the sides and an accessory pocket at the front.
BACKING	2 padded and reinforced backpack straps.
HANDLES	Branded retractable pull handle .
ACCESSORIES	Player ID pocket.
COLORS	Black, Black / Red, Navy / White



BLACK

BLACK/RED

[EBP380WH]
380 PLAYER DELUXE
WHEELED BAG

SIZES 37" LX 19" H X 16.5" W \$
(VOLUME: 11,600 INCH³)

MATERIALS	600D & 420D honeycomb ripstop polyester reinforced along the bottom with tarpaulin fabric.
WHEELS	All-terrain wheels.
COMPARTMENTS	One main compartment with skate pockets at each end.
HANDLES	Reinforced webbed side and end handles.
INTERNAL	Wide mesh laundry pocket with zipper.
ACCESSORIES	Accessory pocket inside / Player ID pocket
COLORS	Black, Black / Red



BLACK / RED

BLACK

[EBP370WH]
370 PLAYER BASIC
WHEELED BAG

SIZES 37" LX 19" H X 16.5" W \$
(VOLUME: 11,600 INCH³)
33" LX 17" H X 15.5" W \$
(VOLUME: 8,695 INCH³)

MATERIALS	600D & 420D honeycomb ripstop polyester reinforced along the bottom with tarpaulin fabric.
WHEELS	All-terrain wheels.
COMPARTMENTS	One main compartment with skate pockets at each end.
HANDLES	Reinforced webbed side and end handles.
INTERNAL	Wide mesh laundry pocket with zipper.
ACCESSORIES	Accessory pocket inside / Player ID pocket
COLORS	Black, Black / Red



BLACK / RED

BLACK

NAVY / WHITE

[EBP350]
350 PLAYER DELUXE
CARRY BAG

SIZES 37" LX 19" H X 16.5" W \$
(VOLUME: 11,600 INCH³)
33" LX 17" H X 15.5" W \$
(VOLUME: 8,695 INCH³)

MATERIALS	600D & 420D honeycomb ripstop polyester reinforced along the bottom with tarpaulin fabric.
COMPARTMENTS	One main compartment with a skate pocket at each end.
HANDLES	Reinforced webbed side and end handles.
INTERNAL	Wide mesh laundry pocket with zipper.
ACCESSORIES	Accessory pocket inside / Player ID pocket
COLORS	Black, Black / Red, Navy / White



BLACK

BLACK/RED

[EBP340]
340 PLAYER BASIC
CARRY BAG

SIZES 37" LX 19" H X 16.5" W \$
(VOLUME: 11,600 INCH³)
33" LX 17" H X 15.5" W \$
(VOLUME: 8,695 INCH³)

MATERIALS	600D & 420D honeycomb ripstop polyester reinforced along the bottom with tarpaulin fabric.
COMPARTMENTS	One main compartment.
HANDLES	Reinforced webbed side and end handles.
INTERNAL	Wide mesh laundry pocket with zipper.
ACCESSORIES	Accessory pocket inside / Player ID pocket
COLORS	Black, Black / Red



BLACK

[EBP320WH]
320 PLAYER CORE
 WHEELED BAG

SIZES	38" L X 18" H X 16" W	\$
	(VOLUME: 10,944 INCH ³)	
	32" L X 16" H X 14" W	\$
	(VOLUME: 7,168 INCH ³)	

MATERIALS	600D polyester construction.
WHEELS	All-terrain wheels.
HANDLES	2" webbed handles.
LOGO	Oversized screen-printed CCM Logo.
COLORS	Black



BLACK

[EBP310]
310 PLAYER CORE
 CARRY BAG

SIZES	38" L X 18" H X 16" W	\$
	(VOLUME: 10,944 INCH ³)	
	32" L X 16" H X 14" W	\$
	(VOLUME: 7,168 INCH ³)	
	24" L X 15" H X 13.5" W	\$
	(VOLUME: 4,860 INCH ³)	

MATERIALS	600D polyester construction.
HANDLES	2" webbed handles
LOGO	Oversized screen-printed CCM Logo.
COLORS	Black



BLACK/WHITE

NAVY/WHITE

BLACK/RED

[EBTPRO]
PRO TEAM
 BAG

SIZES	32" L X 20" H X 15" W	\$
	(VOLUME: 9,600 INCH ³)	
	30" L X 18" H X 15" W	\$
	(VOLUME: 8,100 INCH ³)	

MATERIALS	Pro heavy-duty water-resistant tarpaulin.
WHEELS	Both side panels blank so you can proudly display your team logo.
HANDLES	Reinforced webbed side and end handles.
LOGO	Internal mesh accessory pocket with zipper / Player ID pocket
COLORS	Black/White, Navy/White, Black/Red



RED

NAVY

BLACK

[EBCOREPRO]
PRO CORE
 BAG

SIZES	32" L X 20" H X 15" W	\$
	(VOLUME: 9,600 INCH ³)	
	30" L X 18" H X 15" W	\$
	(VOLUME: 8,100 INCH ³)	

MATERIALS	Pro-quality 600D polyester construction.
COMPARTMENTS	2 large accessory pockets inside.
EXTERIOR	One removable side panel so you can proudly display your team logo.
HANDLES	Reinforced webbed handles at each end.
ACCESSORIES	Player ID pocket
COLORS	Black, Navy, Red



BLACK

NAVY

[EBSPPRO]
TEAM SPORT
 BAG

SIZES	24" L X 14" H X 14" W	\$
	(VOLUME: 4,704 INCH ³)	

MATERIALS	Pro heavy-duty water-resistant tarpaulin.
COMPARTMENTS	Oversized end pockets.
EXTERNAL	Back panel blank so you can proudly display your team logo.
HANDLES	Reinforced webbed straps with adjustable and removable shoulder strap.
ACCESSORIES	Player ID pocket.
COLORS	Black, Navy



BLACK

[EBSPB]
**SPORT
BAG**

SIZES 24" L X 13" H X 12" W \$
(VOLUME: 3,744 INCH³)

MATERIALS	600D polyester construction.
COMPARTMENTS	Oversized end pockets.
HANDLES	Webbed handle with padded Uni-Grip + removable and adjustable shoulder strap.
ACCESSORIES	Player ID pocket.
COLORS	Black



BLACK

[EBSPORTBP]
**SPORT
BACKPACK**

SIZES 13" W X 18.5" H X 7.5" D \$

MATERIALS	600D & 420D honeycomb ripstop polyester reinforced along the bottom with tarpaulin fabric.
COMPARTMENTS	2 spacious main compartments + accessory pockets.
INTERIOR	Padded laptop & tablet sleeves.
HANDLES	Padded straps and back.
COLORS	Black



BLACK

[EBTEAMBP]
**TEAM
BACKPACK**

SIZES 13" W X 18.5" H X 7.5" D \$

MATERIALS	600D ripstop polyester construction - Lightweight and made to last.
COMPARTMENTS	Spacious main compartment + accessory pockets.
INTERIOR	Padded laptop sleeve.
HANDLES	Padded straps and back
LOGO	Front panel blank so you can proudly display your team logo.
COLORS	Black



BLACK

[EBSMBGCCM]
**TOILETRY
BAG**

SIZES 10.75" L X 6" H X 4.75" W \$

MATERIALS	Pro heavy-duty water-resistant tarpaulin.
COMPARTMENTS	Mesh pocket inside.
COLORS	Black



BLACK

[EBPUCKDLX]
**DELUXE PUCK
BAG**

SIZES 11" L X 13" H X 9" W \$

MATERIALS	1680D nylon/polyester construction with foam-insulated liner.
COMPARTMENTS	Holds approximately 60 pucks.
HANDLES	Adjustable/removable strap with non-slip foam pad.
COLORS	Black



BLACK

[EBPUCK]

PUCK BAG

SIZES 10" LX 10" H X 10" W \$

MATERIALS	600D polyester construction.
COMPARTMENTS	Wide zipper opening.
HANDLES	Adjustable and removable shoulder strap with non-slip pad.
COLORS	Black



BLACK

[EBSTI]

STICK BAG

SIZES 71" LX 14.5" H \$

MATERIALS	Heavy-duty polyester.
COMPARTMENTS	Holds 2 sticks.
HANDLES	Easy-to-carry strap.
COLORS	Black



BLACK

[EBMSTI]

MINI STICK BAG

SIZES 34" L \$

MATERIALS	Heavy-duty polyester.
COMPARTMENTS	Holds up to 5 mini-sticks.
HANDLES	Easy-to-carry strap.
COLORS	Black



BLACK

[EBTSTIWH]

TEAM WHEELED STICK BAG

SIZES 77" LX 10" H X 15" W \$

MATERIALS	Heavy-duty water-resistant tarpaulin.
WHEELS	All-terrain wheels.
COMPARTMENTS	Holds 70+ player sticks.
HANDLES	Easy-to-carry strap.
COLORS	Black



NEW

[ACCSTKJFT4] \$

JETSPEED FT4 PRO
MINI STICK

CONSTRUCTION	Composite construction	CONSTRUCTION	Composite construction	CONSTRUCTION	Composite construction
SHAFT	27" Length shaft	SHAFT	27" Length shaft	SHAFT	27" Length shaft
SIDE	Left, Right	FEATURING	Alexander OVECHKIN	FEATURING	Sidney CROSBY
		SIDE	Left, Right	SIDE	Left, Right



[ACCSTKTAS3] \$

SUPER TACKS AS3
MINI STICK



[ACCSTKCCM] \$

CCM
MINI STICK



NEW

[ACCSTKGEF5] \$

EFLEX 5 PRO
GOALIE
MINI STICK

CONSTRUCTION	Composite construction
SIDE	Regular



[ACCSTKGAXS] \$

AXIS GOALIE
MINI STICK

CONSTRUCTION	Composite construction
FEATURING	Carey Price
SIDE	Regular



[NGPRO]
**PRO CUT RESISTANT BIBBED
NECK GUARD**

SIZES SR \$
JR \$

FIT	SOFT MOLDED SHAPE AROUND THE NECK WITH BIB	Incredibly comfortable and flexible.
MATERIAL	CUT-RESISTANT MATERIAL	Must-have cut protection that breathes.
INTERIOR	SOFT LINER	Prevents skin irritation.
ADJUSTABLE	ADJUSTABLE VELCRO STRAP	Customize your best fit.
CERTIFICATION	CE- AND BNQ-CERTIFIED PROTECTION	



[NG900]
**900 CUT RESISTANT
NECK GUARD**

SIZES SR \$
JR \$

FIT	SOFT TWO-PIECE CONSTRUCTION	Comfortable and flexible fit.
MATERIAL	CUT-RESISTANT MATERIAL	Must-have cut protection that breathes.
INTERIOR	SOFT LINER	Prevents skin irritation.
ADJUSTABLE	STRETCH VELCRO STRAP	Customize your best fit.
CERTIFICATION	BNQ-CERTIFIED PROTECTION	



[NG600]
**600 CUT RESISTANT
NECK GUARD**

SIZES SR \$
JR \$
YT \$

FIT	ARCHED SHAPE DESIGN	Comfortable fit that contours the neck.
MATERIAL	1680D POLYESTER AND FOAM	Must-have cut protection.
INTERIOR	SOFT LINER	Prevents skin irritation.
ADJUSTABLE	VELCRO STRAP	Customize your best fit.
CERTIFICATION	BNQ-CERTIFIED PROTECTION	



[MGSISUAERO] [MGSISUKID]
**NEXT-GEN
CUSTOM MOUTHGUARD**




SIZES SR \$
JR \$

TECHNOLOGY	CRUMPLE ZONE TECHNOLOGY	Stronger than standard EVA Mouthguard for maximum impact absorption.
THICKNESS	1.6MM - 50% THINNER THAN STANDARD EVA MOUTHGUARD FOR IMPROVED COMFORT	
PERFORMANCE	RE-ENGINEERED PERFORATIONS TO STRENGTHEN	
ADJUSTABLE	CUSTOM-FITTED IN UNDER 2 MINUTES WITH THE OPTION TO RE-MOLD FOR THE ULTIMATE FIT.	
CERTIFICATION	BLACK, WHITE, RED, BLUE, YELLOW, PINK, ORANGE, GREEN	

[ACSTAN] \$
SKATE STAND

CONSTRUCTION

METAL SKATE STAND THAT FITS CCM SKATES * 2 PER PACK



[MAGNETRD] [MAGNETBK] \$
MAGNET

SIZE 9.75" X 1.75"

CONSTRUCTION CCM MAGNET FOR SKATE STAND

COLORS BLACK, RED





